



Keeping the **H** in Hometown®

Medical Center Hospital

Community Health Needs Assessment and Implementation Plan

August 2025



Table of Contents

Section 1: Community Health Needs Assessment	2
Executive Summary.....	3
Process and Methodology	10
Hospital Biography.....	16
Study Area.....	20
Demographic Overview.....	23
Health Data Overview	46
Phone Interview Findings.....	87
Family Health Clinic: Patient Survey Analysis	106
Local Community Health Reports	129
Input Regarding the Hospital’s Previous CHNA	133
Evaluation of Hospital’s Impact	135
Previous CHNA Prioritized Health Needs.....	150
2025 CHNA Preliminary Health Needs.....	152
Prioritization.....	154
Priorities That Will Not Be Addressed.....	159
Resources in the Community	161
Information Gaps	222
About Community Hospital Consulting.....	224
Appendix	226
Summary of Data Sources.....	227
Data References.....	230
HPSA and MUA/P Information.....	233
Interviewee Information	240
Family Health Clinic Survey.....	243
Priority Ballot	246
Section 2: Implementation Plan	250
Section 3: Feedback, Comments and Paper Copies	258
Input Regarding the Hospital’s Current CHNA.....	259

Section 1: **Community Health Needs Assessment**



EXECUTIVE SUMMARY

Executive Summary

A comprehensive, six-step community health needs assessment (“CHNA”) was conducted for Medical Center Hospital (MCH) and the Family Health Clinic (FHC) by Community Hospital Consulting (CHC Consulting). This CHNA utilizes relevant health data and stakeholder input to identify the significant community health needs in Ector County, Texas.

The CHNA Team, consisting of leadership from MCH and FHC, reviewed the research findings in May 2025 to prioritize the community health needs. Five significant community health needs were identified by assessing the prevalence of the issues identified from the health data findings combined with the frequency and severity of mentions in community input.

The list of prioritized needs, in descending order, is listed below:

- 1.) Prevention, Education and Services to Address High Mortality Rates, Chronic Diseases, Preventable Conditions and Unhealthy Lifestyles
- 2.) Continued Emphasis on Healthcare Workforce Recruitment, Retention and Patient Care Coordination to Improve Access to Primary and Specialty Care
- 3.) Increased Focus on Addressing Social Determinants of Health Across Underserved Populations
- 4.) Access to Mental and Behavioral Health Care Services and Providers
- 5.) Access to Dental and Vision Care Services and Providers

The CHNA Team participated in a prioritization process using a structured matrix to rank the community health needs based on three characteristics: size and prevalence of the issue, effectiveness of interventions, and their capacity to address the need. Once this prioritization process was complete, MCH leadership discussed the results and decided to address four of the five prioritized needs in various capacities through its implementation plan. While MCH acknowledges that "Access to Dental and Vision Care Services and Providers" is a significant need in the community, it is not addressed largely due to the fact that it is not a core business function of the facility and the limited capacity of the hospital to address this need. MCH will continue to support local organizations and efforts to address this need in the community. The MCH FHC is addressing the need for “Access to Dental and Vision Care Services and Providers” in their clinic-specific implementation plan, and MCH will continue to support them in addressing this need in the community.

MCH leadership has developed an implementation plan to identify specific activities and services which directly address the identified priorities. The objectives were identified by studying the prioritized health needs, within the context of the hospital’s overall strategic plan and the availability of finite resources. The plan includes a rationale for each priority, followed by objectives, specific implementation activities, responsible leaders, and annual updates and progress (as appropriate).

The MCH Board reviewed and adopted the 2025 Community Health Needs Assessment and Implementation Plan on August 5, 2025.

Priority #1: Prevention, Education and Services to Address High Mortality Rates, Chronic Diseases, Preventable Conditions and Unhealthy Lifestyles

Ector County continues to experience worse outcomes than the state of Texas across many indicators related to mortality, chronic disease, preventable conditions, and health-related behaviors. The overall mortality rate in Ector County remains higher than the state, and while some specific causes of death have shown localized improvement over recent years, others have worsened or remained elevated in comparison to statewide rates.

Heart disease is the leading cause of death in the county and while it is currently lower than the state, rates have increased locally while decreasing statewide. Cancer is the second leading cause of death and carries a higher mortality rate in Ector County, which also reports higher mortality rates of prostate, lung and bronchus, breast (female), and colon and rectum cancer than the state and higher incidence rates of lung and bronchus, breast (female), and colon and rectum cancer. Ector County maintains higher mortality rates than the state of Texas within the following causes of death: COVID-19, accidents (unintentional injuries), Alzheimer's disease, diabetes mellitus, chronic lower respiratory diseases and chronic liver disease and cirrhosis.

Ector County has experienced higher rates of sexually transmitted infections. Chlamydia incidence has remained consistently higher than the state for most of the past two decades, while gonorrhea rates, though fluctuating, have also tended to exceed state averages. The prevalence of HIV has increased in Ector County but remains lower than the state.

Chronic conditions are also more prevalent in Ector County. The percentage of adults and Medicare beneficiaries with diabetes is higher than statewide, and obesity is more widespread among both groups. Arthritis and asthma are more common among adults in Ector County, and the percentage of adults and Medicare beneficiaries with a disability is also higher locally. Ector County residents are more likely to report having no leisure-time physical activity, and higher percentages of adults reporting binge drinking and smoking compared to Texas as a whole.

Maternal and preventive health indicators further reflect disparities. Ector County has a significantly higher teen birth rate than both the state and the nation, affecting most racial and ethnic groups. Preventive screening rates are also lower. Fewer female Medicare beneficiaries receive annual mammograms compared to the state and national averages, and all racial and ethnic groups in the county have lower mammography screening rates. Additionally, flu and pneumonia vaccination rates among Medicare beneficiaries are lower in Ector County than in Texas overall.

Interviewees raised significant concerns about the rising prevalence of chronic conditions such as cancer (especially among low-income and younger populations), diabetes, and cardiovascular disease. Barriers to healthy living include limited access to chronic condition care in communities like West Odessa, reliance on fast food due to fast-paced lifestyles, and a lack of familiarity with fruits and vegetables that contribute to poor eating habits. One person observed, "Eating habits are what strain Midland and Odessa... it's not easy for a family to eat healthy here because you have to have a certain income to afford it." Rising food prices were frequently cited, with another participant noting, "Groceries are so expensive. The rising prices and inflation impact the ability for people to purchase food that's necessary for a healthy diet." Interviewees expressed appreciation for existing resources to address growing food insecurity concerns, but noted a gap in programs encouraging healthy eating. Additionally, community members voiced concern over limited safe outdoor spaces due to traffic, environmental discomfort, and extreme heat, contributing to inactive lifestyles. A growing measles outbreak also heightened anxiety around community health and immunization.

Lack of education and awareness further compound these challenges, with many residents unfamiliar with available services and the importance of preventive care. "There isn't enough education on the importance of having a primary care provider," one interviewee stated...

Priority #1: Prevention, Education and Services to Address High Mortality Rates, Chronic Diseases, Preventable Conditions and Unhealthy Lifestyles (continued)

...while another added, “They avoid primary care because they think the doctor will give them bad news.” Participants reported confusion about Medicare options and supplements for the elderly population and a need for more public health education related to physical activity and disease prevention. Residents also struggled to navigate the healthcare system and access affordable programs. As one respondent explained, “We need to collaborate and connect the dots for residents, whether it’s helping people navigate insurance or find resources that help when purchasing food or understanding what’s healthy.” These gaps in education and outreach disproportionately affect underserved communities and reinforce existing barriers to managing chronic conditions and achieving overall wellness.

In FHC Survey, confusion around services offered at the Women’s Clinic seemed to be an overarching theme. One respondent who completed the survey at the Women’s Clinic location noted: “Wasn’t aware I could come here for sickness.” Another respondent at that location mentioned: “I didn’t know I could come to the Women’s clinic for sickness.”

Priority #2: Continued Emphasis on Healthcare Workforce Recruitment, Retention and Patient Care Coordination to Improve Access to Primary and Specialty Care

Ector County faces greater challenges in accessing primary and specialty care compared to the state. It is designated as a Health Professional Shortage Area by the U.S. Department of Health and Human Services. The county has a higher population-to-primary care physician ratio than both the state and the nation, indicating fewer available providers. Additionally, Ector County has a higher rate of preventable hospital events among Medicare beneficiaries than the state and national averages, highlighting gaps in care coordination and access to timely medical services.

Interviewees consistently expressed concern about limited access to both primary and specialty care due to provider shortages, long wait times, and population growth that has outpaced local healthcare capacity. Specialty care access is especially strained, with outmigration to cities like Lubbock, Midland, Houston, Dallas/Fort Worth and San Antonio common for services such as dermatology, neurology, rheumatology, orthopedics, cataract surgery and cardiology. One person stated, “There’s a lack of ability to see subspecialists. If you want to see a dermatologist, there’s a two year wait,” while another noted, “We’ve grown so much in specialty care...but the medical workforce just can’t keep up.” One interviewee believes there is a need for additional infectious disease specialists in the community, specifically for local HIV patients.

Pediatric subspecialty care is particularly limited, and families often must travel for services like pediatric gastroenterology, rheumatology, endocrinology and child & adolescent psychiatry (intellectual disability diagnoses). As one parent explained, “They wish they could see them locally, they just don’t have access to specialized pediatric care.” Other specialties or services mentioned as needed due to long wait times or lack of coverage include gastroenterology, urology, ophthalmology, neurology, orthopedics, cardiology, dermatology, otolaryngology, podiatry, pulmonology, rheumatology and speech therapy.

Primary care faces similar access issues, with interviewees citing greater utilization of local urgent care clinics and misuse of the Emergency Room. A participant shared, “People have been conditioned to use ERs inappropriately...They use the ER like they would a primary care provider.” Uninsured and Medicaid patients face additional barriers, and pediatric care access is limited in growing communities such as West Odessa. A lack of providers accepting Medicaid and long wait times were frequently cited as challenges for families attempting to establish care with local pediatricians.

Interviewees also voiced concerns about the healthcare system’s ability to keep pace with recent population growth, particularly with increased demand for internal medicine and pediatrics. Workforce shortages, aging providers nearing retirement, a potential local hospital...

Priority #2: Continued Emphasis on Healthcare Workforce Recruitment, Retention and Patient Care Coordination to Improve Access to Primary and Specialty Care (continued)

...closure and difficulty with recruitment and retention compound the strain. One interviewee noted, “There’s not nearly enough primary care providers...our volume is up by thousands of patients per year.” Language barriers, inadequate coordination of care, and lack of communication across systems—especially when patients leave the area for care—were also emphasized as significant challenges. As summarized by one respondent, “We do a terrible job of moving patients in, around or between providers...we let patients down because we don’t have good control systems in place.”

In FHC Survey, there was an increase in patients who utilized the Emergency Department when they are sick or need to see a doctor - particularly within Spanish respondents. Respondents providing additional detail noted they may leave the community for care, with one respondent noting “Mexico takes my insurance” and another respondent stating they go to “Ecuador or Mexico.”

Priority #3: Increased Focus on Addressing Social Determinants of Health Across Underserved Populations

Ector County demonstrates greater socioeconomic challenges than the state of Texas across multiple social determinants of health. The county has a higher percentage of vacant housing units and a greater proportion of families living below the poverty line. Ector County ranks lower in economic well-being, with a high economic distress score and a significant number of disadvantaged census block groups—particularly in the western part of the county. Ector County also has a higher overall level of deprivation compared to both the state and the nation.

The cost of living for a two-parent, two-child household in Ector County is substantial, with transportation being the highest monthly expense. A slightly higher percentage of households in Ector County lack access to a motor vehicle compared to the state. Food insecurity is slightly more prevalent in Ector County overall compared to the state, with higher average meal costs and fewer grocery stores per capita. The percentage of residents receiving SNAP benefits is slightly higher than the state, and a larger proportion of public school students qualify for free or reduced-price lunch.

Educational outcomes also reflect disparities. Ector County has a lower high school graduation rate than the state and a significantly higher public school attrition rate. The percentage of uninsured adults is higher in Ector County than in Texas, and while the state saw improvements in recent years, Ector County's rate increased.

Interviewees described major barriers related to housing, transportation, and affordability that significantly impact access to care in the community. The high cost of living and lack of affordable housing were highlighted as drivers of homelessness and workforce shortages, with one participant stating, “We struggle to attract healthcare workers, teachers and the police because we don’t have affordable housing.” Others noted that when housing is available, “It’s hard to find affordable places. They’re not clean, or they’re unavailable.” Residents also expressed concern over water quality, access to basic utilities and local food production, emphasizing that “we live in the desert, you can’t grow food here.”

Transportation was another consistent concern, especially for seniors and those living in West Odessa and South Ector County. Interviewees noted that public transit is limited and unreliable, and services are often unknown or underutilized: “The city bus exists but not all over the county...there are senior citizen buses but they don’t run for pick up anymore outside of Odessa.” This lack of mobility limits access to grocery stores, forcing residents to rely on convenience stores for food, and contributes to healthcare “deserts” in outlying areas like West Odessa and South Ector County.

Insurance and affordability further compound these challenges. Many residents live paycheck to paycheck and are uninsured or underinsured. “We have a high cost of living and they are not making enough money for rent, medicine, food, and healthcare,” one person shared...

Priority #3: Increased Focus on Addressing Social Determinants of Health Across Underserved Populations (continued)

...The financial strain from seeking care is leading to delaying/foregoing care, a sicker population in the community, lost wages due to missing work and medication noncompliance. Others elaborated upon delaying or avoiding care due to cost, which has led to increased ER usage: “People go to the ER because you don’t have to pay upfront.” Accessing care through Medicaid is particularly difficult due to a lack of providers accepting those patients, and diabetic supplies were frequently cited as unaffordable. Memory care was also noted as limited for low-income individuals. Overall, affordability, transportation, and housing were consistently described as interconnected barriers keeping many from receiving appropriate and timely care.

Interviewees identified numerous populations at heightened risk for inadequate care, citing a wide range of barriers and disparities. Pediatric and adolescent populations face challenges such as lack of understanding the importance of establishing a primary care provider, lack of access to local services (general and specialized), mental health concerns, food insecurity, homelessness, overcrowded schools, and bullying. Many students are not meeting grade-level expectations, and families struggle with affordable child care and stable home environments. Youth are also affected by addiction, lack of behavioral health providers, and concerns around social media and energy drink consumption. Racial and ethnic populations experience language barriers, lack of understanding around conditions like autism, and disproportionate rates of chronic diseases like heart disease, diabetes and strokes, especially among Hispanic residents. Elderly individuals are affected by transportation barriers, isolation, funding gaps, medication affordability, and difficulty navigating the healthcare system, with a decreasing number of organizations available to support them. They also experience high rates of chronic conditions (hypertension, obesity, diabetes, heart disease) and often misuse the ER due to medication noncompliance or food insecurity, as well as face a lack of affordable housing.

Low-income and working-poor residents struggle to prioritize healthcare needs while living paycheck to paycheck, facing transportation issues, limited awareness of services, and difficulties accessing care due to insurance/limited insurance. Young adults were cited for rising STD rates, mental health concerns, and housing and food instability. The undocumented population faces lack of insurance and limited understanding of available resources. Homeless and transient individuals contend with RV living, mental health concerns, limitations due to not adhering to shelter/resource policies, difficulty identifying and utilizing appropriate resources and a high substance abuse rate. Veterans and military dependents face high substance abuse, difficulty identifying and utilizing appropriate resources and limited local care options leading to outmigration. Interviewees also noted that oil field workers are at risk due to on-the-job injuries requiring more healthcare, while residents in West Odessa and South Ector County struggle with access to basic health and food services due to resource deserts. Sexual assault victims were identified as needing more comprehensive and specialized services, particularly for those affected by incest or sexual trauma.

In FHC Survey, cost and no insurance/limited insurance are cited as the biggest barriers to seeing a doctor for both English and Spanish respondents. Additionally, the percentage of patients citing lack of extended or weekend hours as a barrier to care has increased since 2019, particularly within Spanish respondents.

The majority of FHC Survey respondents, both English and Spanish, noted in the 2025 survey that they were ‘Extremely likely’ or ‘Somewhat likely’ to utilize the clinic if it offered extended hours, such as evenings and weekends. A larger percentage of Spanish respondents indicated they are ‘Extremely likely’ to utilize the clinic if it offered extended hours as compared to English respondents. One interviewee noted: “Weekends and evenings would be helpful as I wouldn't have to take my child to an urgent care and wouldn't have to call into work.” Another interviewee mentioned: “With working full time, it would be convenient to have evenings and weekends available to us if needed.”

Priority #4: Access to Mental and Behavioral Health Care Services and Providers

Ector County has a higher percentage of adults reporting depression and poor mental health days than the state overall. While the percentage of Medicare beneficiaries with depression is lower in Ector County than in Texas, the county has far fewer mental health providers per resident, indicating more limited access to care. Additionally, Ector County maintains a higher intentional self-harm (suicide) mortality rate than the state and rates have also increased in recent years for the county and the state.

Interviewees acknowledged recent and upcoming improvements in local mental and behavioral health services but emphasized that significant barriers remain, particularly related to provider shortages, cost, and access for uninsured or underinsured populations. Many reported long wait times even for those who can afford private care, with one stating, “There continues to be a shortage in licensed counselors. There is a long wait list for patients, even if they’re paying full price/private pay. But for reduced fee services, it’s an even longer wait to get in and see someone.” Cost remains a major barrier, with patients delaying or foregoing treatment altogether: “If you’re not insured... they’re going to be on a wait list or not going to seek treatment because they can’t afford it.” Limited access to appropriate care often results in mental health crises being handled in emergency rooms, which are not equipped for this type of need. One interviewee shared, “Because of the fact that you may not have access to a psychologist or psychiatrist or you may be on a long wait list, then the emergency room is your default for care. If you're having a psychiatric crisis, you have to go to the ER if all other avenues fail.” Some interviewees believe there is an opportunity to collaborate with local law enforcement to address the misuse of the Emergency Room in the community.

Unmet needs are especially high among those with both psychiatric and medical conditions, particularly when patients are indigent or unfunded and lacking access to basic resources. Interviewees highlighted the importance of treating mental health with the same urgency as physical health, especially in relation to substance abuse, noting that “You need to go to a therapist or a counselor if you have mental health issues... that also impacts physical health.” There was a strong call to address youth mental health earlier in life to prevent long-term issues, with one person warning, “Mental health is going to blow up in the future. I fear for the next generation growing up with screen time, social media, anxiety and depression.” Interviewees also underscored the need for in-person care for pediatric patients, rather than defaulting to telehealth, particularly in cases involving family dysfunction, stating, “They need in-person care.”



PROCESS AND METHODOLOGY

Process and Methodology

Background & Objectives

- This CHNA is designed in accordance with CHNA requirements identified in the Patient Protection and Affordable Care Act and further addressed in the Internal Revenue Service final regulations released on December 29, 2014. The objectives of the CHNA are to:
 - Meet federal government and regulatory requirements
 - Research and report on the demographics and health status of the study area, including a review of state and local data
 - Gather input, data and opinions from persons who represent the broad interest of the community
 - Analyze the quantitative and qualitative data gathered and communicate results via a final comprehensive report on the needs of the communities served by MCH
 - Document the progress of previous implementation plan activities
 - Prioritize the needs of the community served by the hospital
 - Create an implementation plan that addresses the prioritized needs for the hospital

Process and Methodology

Scope

- The CHNA components include:
 - A description of the process and methods used to conduct this CHNA, including a summary of data sources used in this report
 - A biography of MCH
 - A description of the hospital's defined study area
 - Definition and analysis of the communities served, including demographic and health data analyses
 - Findings from phone interviews collecting input from community representatives, including:
 - State, local, tribal or regional governmental public health department (or equivalent department or agency) with knowledge, information or expertise relevant to the health needs of the community;
 - Members of a medically underserved, low-income or minority populations in the community, or individuals or organizations serving or representing the interests of such populations
 - Community leaders
 - Findings from a survey that collected input from FHC patients
 - A description of the progress and/or completion of community benefit activities documented in the previous implementation plan
 - The prioritized community needs and separate implementation plan, which intend to address the community needs identified
 - Documentation and rationalization of priorities not addressed by the implementation plan
 - A description of additional health services and resources available in the community
 - A list of information gaps that impact the hospital's ability to assess the health needs of the community served

Process and Methodology

Methodology

- MCH worked with CHC Consulting in the development of its CHNA. MCH provided essential data and resources necessary to initiate and complete the process, including the definition of the hospital's study area and the identification of key community stakeholders to be interviewed.
- CHC Consulting conducted the following research:
 - A demographic analysis of the study area, utilizing demographic data from Syntellis
 - A study of the most recent health data available
 - Conducted one-on-one phone interviews with individuals who have special knowledge of the communities, and analyzed results
 - Conducted a survey that collected input from FHC patients and analyzed results
 - Facilitated the prioritization process during the CHNA Team meeting in May 2025. The CHNA Team included:
 - Timothy Benton, MD, Chief Medical Officer
 - Garrett Davis, Strategic Planning & Projects Administrator
 - David Garcia, FHC Executive Director and Director of Governmental Affairs
 - Tina Leal, Vice President, Physician Relations & Recruitment
 - Kim Leftwich, Chief Nursing Officer
 - Alison Pradon, Vice President of Development
 - Karime Ramirez, BSN, RN, Director of Care Management
 - Natalie Sandell, Associate Chief Nursing Officer
- The methodology for each component of this study is summarized in the following section. In certain cases methodology is elaborated in the body of the report.

Process and Methodology

Methodology (continued)

– MCH Biography

- Background information about MCH, mission, vision, values and services were provided by the hospital or taken from its website

– Study Area Definition

- The study area for MCH is based on hospital inpatient discharge data from July 1, 2023 - June 30, 2024 and discussions with hospital staff

– Demographics of the Study Area

- Population demographics include population change by race, ethnicity, age, median income analysis, unemployment and economic statistics in the study area
- Demographic data sources include, but are not limited to, Syntellis, SparkMap, the Annie E. Casey Foundation Kids Count Data Center, the U.S. Census Bureau, the United States Bureau of Labor Statistics, and Feeding America

– Health Data Collection Process

- A variety of sources (also listed in the reference section) were utilized in the health data collection process
- Health data sources include, but are not limited to, the Centers for Disease Control and Prevention (CDC) WONDER Tool, the Robert Wood Johnson Foundation and the University of Wisconsin Population Health Institute, SparkMap, the Texas Cancer Registry, Small Area Health Insurance Estimates (SAHIE), and the U.S. Census Bureau

– Interview Methodology

- MCH and FHC provided CHC Consulting with a list of persons with special knowledge of public health in Ector County, including public health representatives and other individuals who focus specifically on underrepresented groups
- From that list, 23 in-depth phone interviews were conducted using a structured interview guide
- Extensive notes were taken during each interview and then quantified based on responses, communities and populations (minority, elderly, un/underinsured, etc.) served, and priorities identified by respondents. Qualitative data from the interviews was also analyzed and reported.

Process and Methodology

Methodology (continued)

– Survey Methodology

- CHC Consulting created a 4 question paper survey tool in both English and Spanish that FHC – Clements, FHC – JBS (Healthy Kids Clinic), FHC – West University and FHC – North Sam Houston (Women's Clinic) sites distributed during registration or upon checkout from February 3, 2025 – February 28, 2025. 1,543 surveys were completed out of the 3,594 patient visits at the clinic locations during that time frame, ending in a 42.9% response rate. Quantitative data from the surveys was analyzed and reported.

– Evaluation of Hospital's Impact

- A description of the progress and/or completion of community benefit activities documented in the previous implementation plan
- MCH provided CHC Consulting with a report of community benefit activity progress since the previous CHNA report

– Prioritization Strategy

- Five significant needs were determined by assessing the prevalence of the issues identified in the health data findings, combined with the frequency and severity of mentions in the interviews
- Three factors were used to rank those needs during the prioritization process
- See the prioritization section for a more detailed description of the prioritization methodology



HOSPITAL BIOGRAPHY

Hospital Biography

About Medical Center Hospital

About Medical Center Health System

Medical Center Health System is proud to be the most comprehensive healthcare provider in the Permian Basin. Founded more than 75 years ago, we've grown from one facility into a family of healthcare providers delivering a broad range of advanced medical services to the people of Odessa and the surrounding 17 counties.

The future is bright for MCHS.

With continued expansion, renovation and progress, we are always thinking of new ways to serve our community. Whenever you need us, wherever you are, Medical Center Health System has your family covered.

We're Your one source for health.

About Medical Center Health System

75 Years of High-Quality Medical Services in Odessa, TX

MCH (MCH) has proudly served Ector County and the surrounding 17 counties of the Permian Basin for more than 75 years. We've come a long way since we opened our doors in 1949, growing from a small county hospital into a prosperous 402-bed regional medical center serving over 100,000 patients annually. While we've seen many changes over the years, some things have remained unchanged. We are still the only full-service hospital in the region, and we always strive to deliver the best care possible for the people of the Permian Basin.

Hospital Biography

Mission, Vision and Values

Mission

Medical Center Health System is a community-based teaching organization dedicated to providing high-quality and affordable healthcare to improve the health and wellness of all residents of the Permian Basin.

Vision

MCHS will be the premier source for health and wellness.

Values

I - Integrity

C - Customer Centered

A - Accountability

R - Respect

E - Excellence

Hospital Biography

Hospital Services

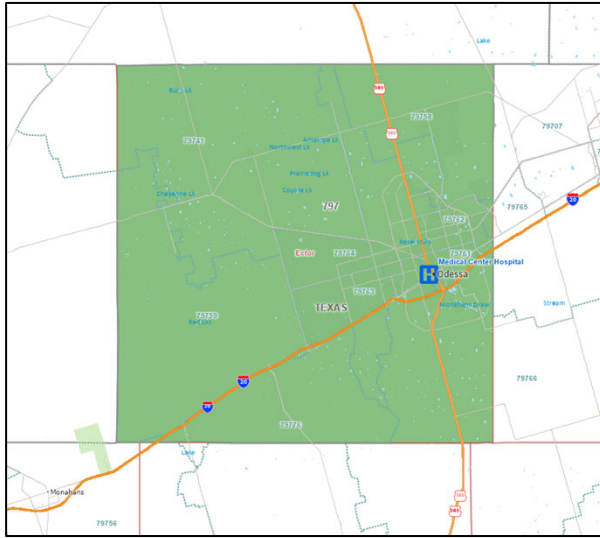
- Audiology
- Bariatric Surgery
- Cancer Treatment
- Cardiovascular Care
- Emergency Services
- Endocrinology
- Family & Occupational Medicine
- Family Medicine
- Fitness Center
- Gastroenterology
- Imaging Services
- Infectious Disease
- Infusion Services
- Internal Medicine
- Interventional Pain Medicine
- Laboratory Services
- MCH FHCs
- MCH Pharmacy
- MCH Procure
- MCH Procure Skin Disorders
- NICU
- OB/GYN Services
- Occupational Therapy
- Orthopedics
- Otolaryngology
- Pain Management
- Pediatrics
- Pharmacy
- Physical Therapy
- Primary Care
- Pulmonology
- Speech Therapy
- Sports Medicine
- Stroke Services
- Surgical Services
- Telehealth
- Trauma Services
- Urgent Care
- Urology
- Women's Health




STUDY AREA


Medical Center Health System

Study Area



Note: the 2022 MCH CHNA and Implementation Plan report studied Ector County, Texas, which comprised 70.4% of FY 2021 (October 2020 – September 2021) inpatient discharges.

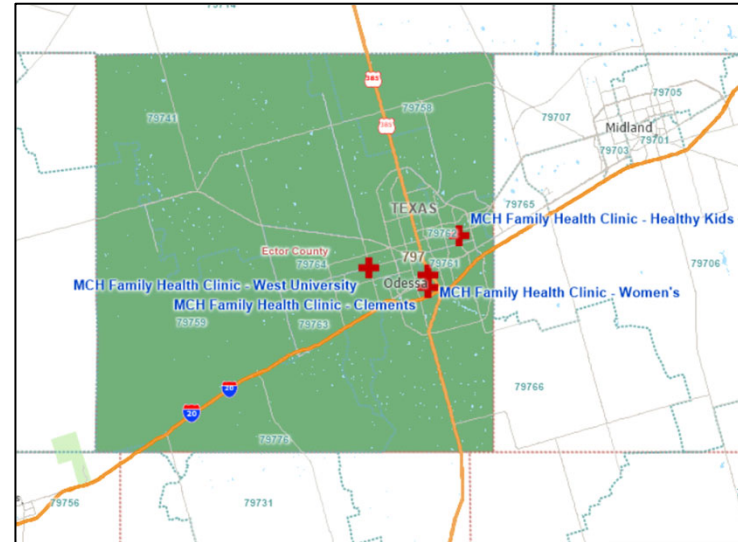
 Ector County comprises 70.1% of SY 2024 inpatient discharges

 Indicates the hospital


MCH Patient Origin by County July 1, 2023 - June 30, 2024


County	State	SY24 Inpatient Discharges	% of Total	Cumulative % of Total
Ector County	TX	10,970	70.1%	70.1%
All Others		4,676	29.9%	100.0%
Total		15,646	100.0%	

Source: Texas Hospital Association (THA), combined dataset, accessed from Syntellis, public use data files; Study Year 2024 (July 2023 - June 2024); inpatient discharges. Normal Newborns removed.



Note: the 2022 MCH FHC CHNA and Implementation Plan report studied Ector County, Texas, which comprised 96.4% of CY 2020 (January 1, 2020 – December 31, 2020) patient visits.

 Ector County comprises 84.3% of SY 2024 patient visits

 Indicates clinic locations

MCH FHC (all locations) Patient Origin by County January 1, 2024 - December 4, 2024

County	State	SY24 Patient Visits	% of Total	Cumulative % of Total
Ector County	TX	13,059	84.3%	84.3%
All Others		2,433	15.7%	100.0%
Total		15,492	100.0%	

Source: MCH FHC, clinic visit data based on date of service by county for all clinic locations; January 1, 2024 - December 4, 2024; information received December 20, 2024.

Medical Center Hospital

Study Area

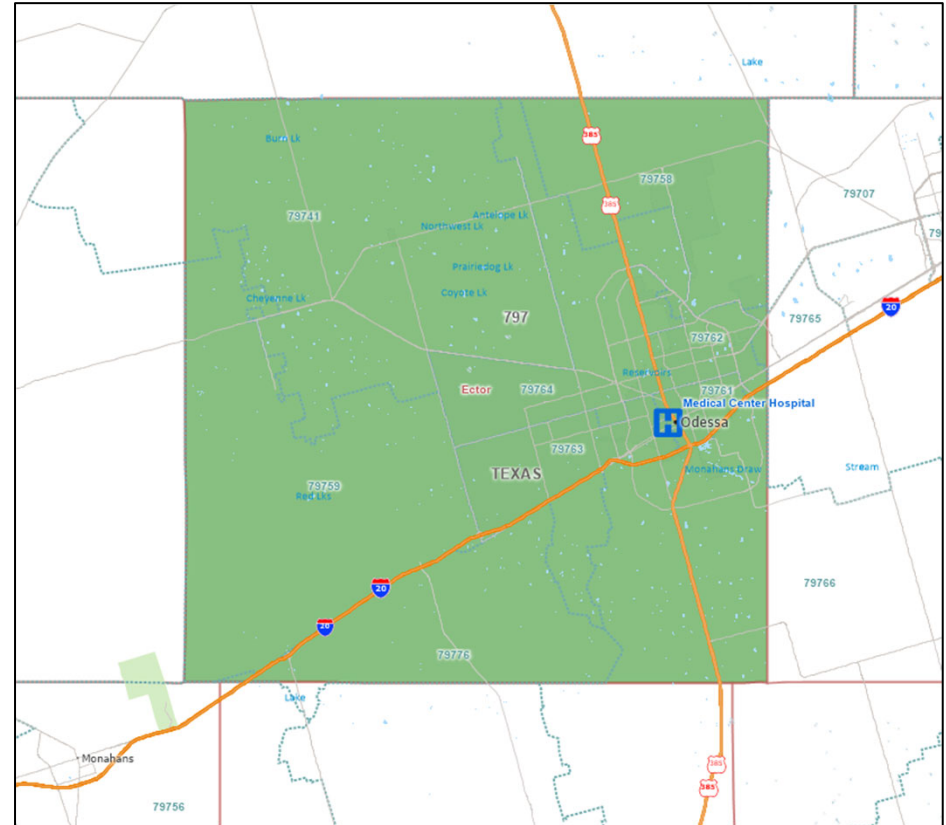
■ Ector County comprises 70.1% of SY 2024 inpatient discharges

H Indicates the hospital

**Medical Center Hospital
Patient Origin by County
July 1, 2023 - June 30, 2024**

County	State	SY24 Inpatient Discharges	% of Total	Cumulative % of Total
Ector County	TX	10,970	70.1%	70.1%
All Others		4,676	29.9%	100.0%
Total		15,646	100.0%	

Source: Texas Hospital Association (THA), combined dataset, accessed from Syntellis, public use data files; Study Year 2024 (July 2023 - June 2024); inpatient discharges. Normal Newborns removed.



Note: the 2022 MCH CHNA and Implementation Plan report studied Ector County, Texas, which comprised 70.4% of FY 2021 (October 2020 – September 2021) inpatient discharges.



DEMOGRAPHIC OVERVIEW

Population Health


Introduction

- Information included within this section is pulled from a variety of sources, including the census. Because census data is collected every ten years, periodic updates are provided by data vendors based on a variety of population health factors.
- Due to the fluctuating population growth and significant transient population within Ector County, total population and projection estimates are difficult to accurately depict. Therefore, CHC Consulting has provided demographic data from Syntellis that includes census periodic updates, as well as supplemental information from local reports in an attempt to emphasize the effect of the current oil boom/bust on current population and projected population numbers.
- Supplemental local population information is integrated within this Demographic Overview section wherever appropriate.

Population Health

Population Growth

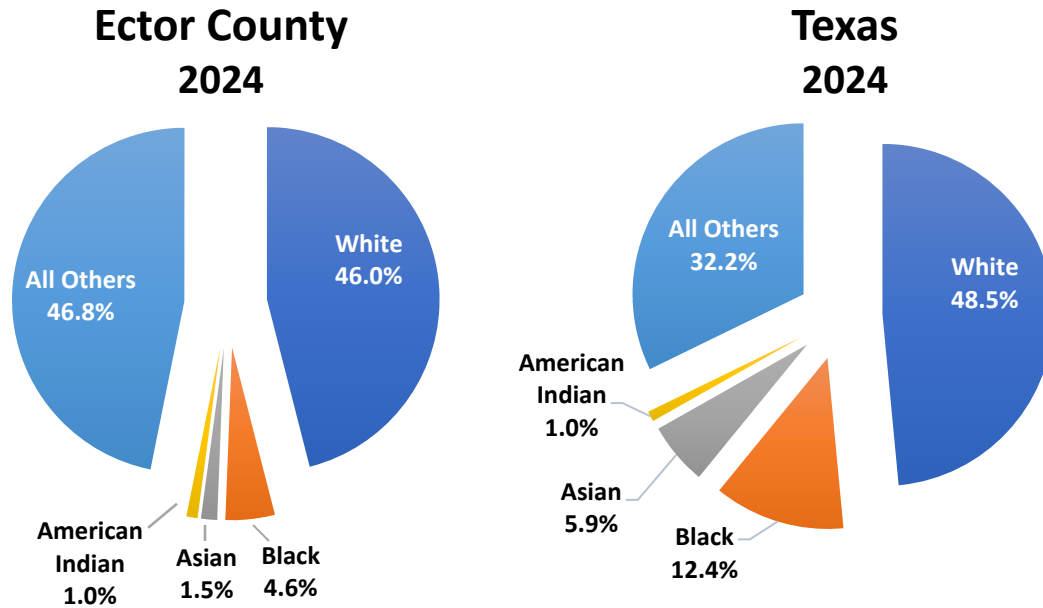
Projected 5-Year Population Growth 2024-2029



Overall Population Growth				
Geographic Location	2024	2029	2024-2029 Change	2024-2029 % Change
Ector County	170,806	178,194	7,388	4.3%
Texas	30,857,478	32,581,174	1,723,696	5.6%

Population Health

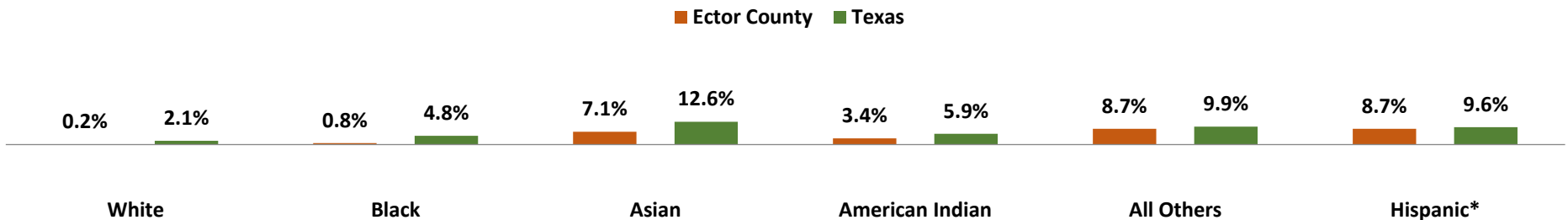
Population Composition by Race/Ethnicity



Ector County				
Race/Ethnicity	2024	2029	2024-2029 Change	2024-2029 % Change
White	78,590	78,729	139	0.2%
Black	7,865	7,930	65	0.8%
Asian	2,570	2,752	182	7.1%
American Indian	1,790	1,851	61	3.4%
All Others	79,991	86,932	6,941	8.7%
Total	170,806	178,194	7,388	4.3%
Hispanic*	109,229	118,722	9,493	8.7%

Texas				
Race/Ethnicity	2024	2029	2024-2029 Change	2024-2029 % Change
White	14,966,254	15,275,878	309,624	2.1%
Black	3,825,747	4,009,424	183,677	4.8%
Asian	1,823,390	2,052,678	229,288	12.6%
American Indian	304,880	323,019	18,139	5.9%
All Others	9,937,207	10,920,175	982,968	9.9%
Total	30,857,478	32,581,174	1,723,696	5.6%
Hispanic*	12,405,217	13,594,988	1,189,771	9.6%

Race/Ethnicity Projected 5-Year Growth 2024-2029



Source: Syntellis, Canvas Demographic Report, 2024.

*Hispanic numbers and percentages are calculated separately since it is classified as an ethnicity.

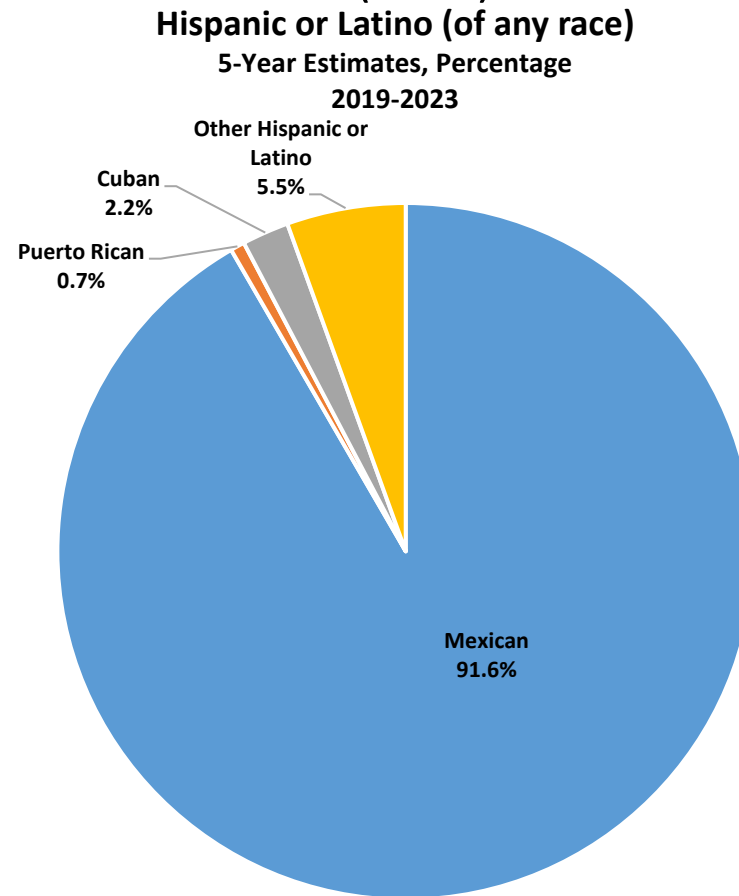
Note: A green highlighted row in the table represents the biggest change in true numbers in the population for each county and state.

Note: "All Others" is a category for people who do not identify with 'White', 'Black', 'American Indian or Alaska Native', or 'Asian'.

Population Health

Population Composition by Race/Ethnicity - Hispanic

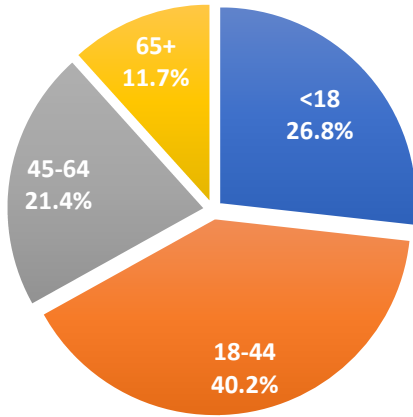
- In 2019-2023, the Ector County Hispanic or Latino population was composed of a majority Mexican population (91.6%), followed by Other Hispanic or Latino (5.5%), Cuban (2.2%) and Puerto Rican (0.7%).



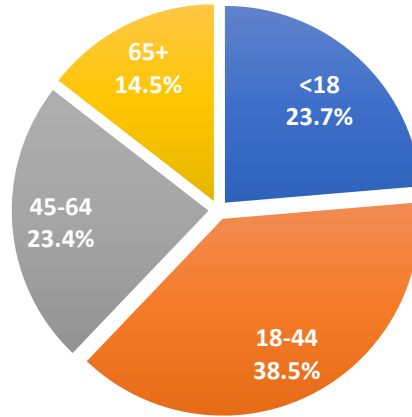
Population Health

Population Composition by Age Group

**Ector County
2024**



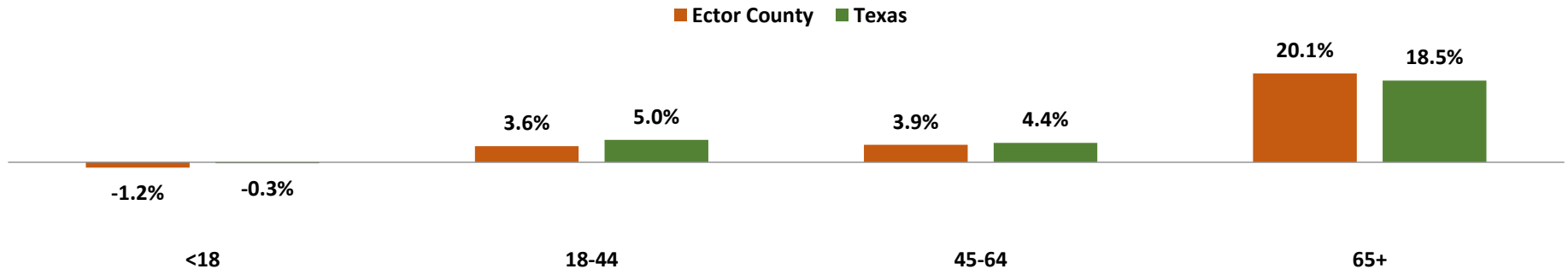
**Texas
2024**



Ector County				
Age Cohort	2024	2029	2024-2029 Change	2024-2029 % Change
<18	45,707	45,143	-564	-1.2%
18-44	68,580	71,079	2,499	3.6%
45-64	36,588	38,031	1,443	3.9%
65+	19,931	23,941	4,010	20.1%
Total	170,806	178,194	7,388	4.3%

Texas				
Age Cohort	2024	2029	2024-2029 Change	2024-2029 % Change
<18	7,302,571	7,283,713	-18,858	-0.3%
18-44	11,867,100	12,465,350	598,250	5.0%
45-64	7,212,418	7,528,831	316,413	4.4%
65+	4,475,389	5,303,280	827,891	18.5%
Total	30,857,478	32,581,174	1,723,696	5.6%

**Age Projected 5-Year Growth
2024-2029**



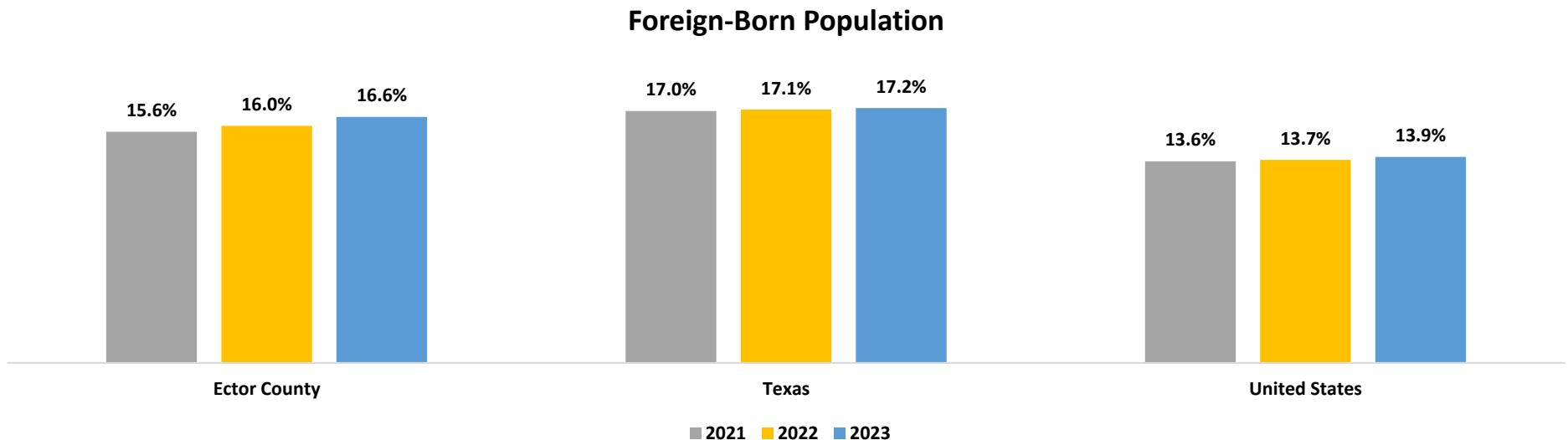
Source: Syntellis, Canvas Demographic Report, 2024.

Note: A green highlighted row in the table represents the biggest change in true numbers in the population for each county and state.

Population Health

Subpopulation Composition

- Between 2021 and 2023, the percentage of foreign-born residents overall increased in Ector County, the state and the nation.
- Between 2021 and 2023, Ector County maintained a lower percentage of foreign-born residents than the state but a higher percentage than the nation.
- In 2023, Ector County (16.6%) had a lower percentage of foreign-born residents than the state (17.2%) but a higher percentage than the nation (13.9%).



Source: United States Census Bureau, filtered for Ector County, TX, <https://data.census.gov/cedsci/table?q=foreign%20born&tid=ACSDP1Y2019.DP02>; data accessed March 4, 2025.
Note: Foreign-born means an individual who was born outside of the United States but lives in the United States currently.

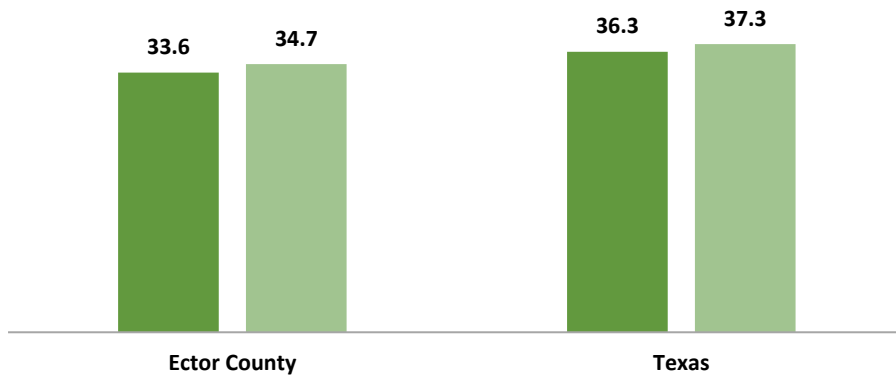
Population Health

Median Age & Educational Attainment

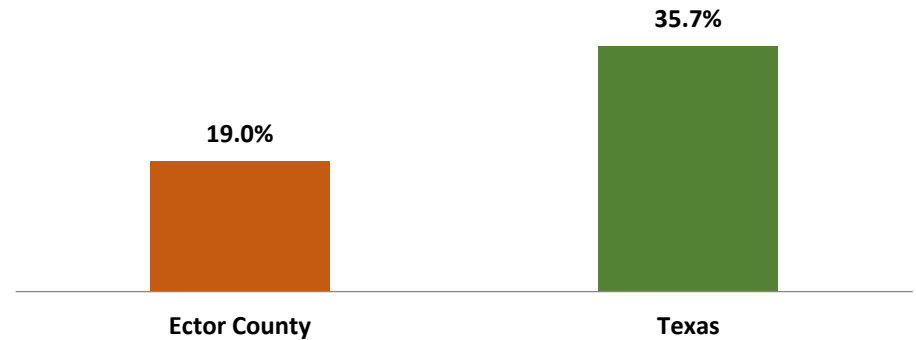
- The median age in Ector County and the state is expected to increase over the next five years (2024-2029).
- Ector County (33.6 years) has a younger median age than Texas (36.3 years) (2024).
- Ector County (19.0%) has a lower percentage of residents with a bachelor or advanced degree than the state (35.7%) (2024).

Median Age

■ 2024 ■ 2029



Education Bachelor / Advanced Degree
2024

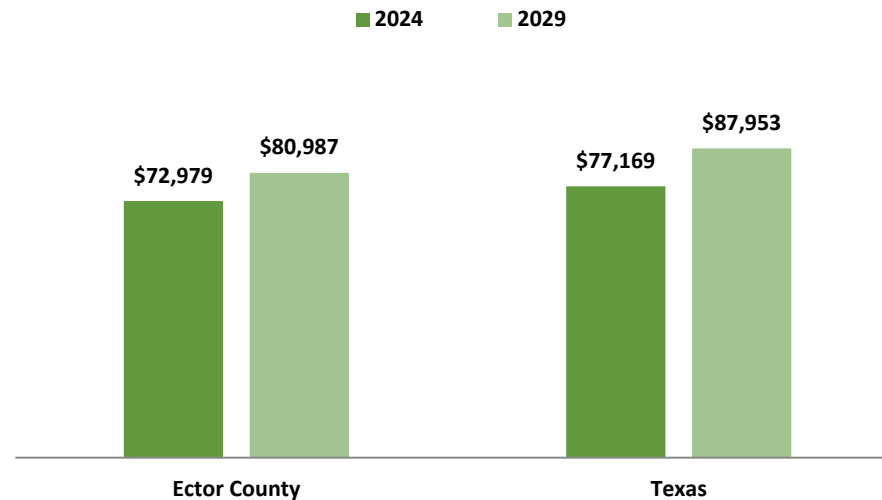


Population Health

Median Household Income

- Between 2024 and 2029, the median household income in both Ector County and the state is expected to increase.
- The median household income in Ector County (\$72,979) is lower than that of the state (\$77,169) (2024).

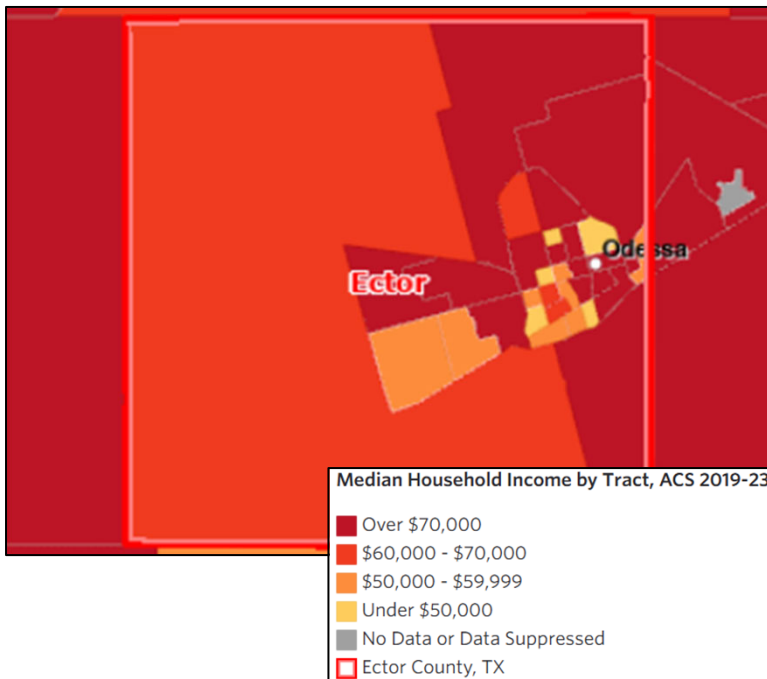
Median Household Income



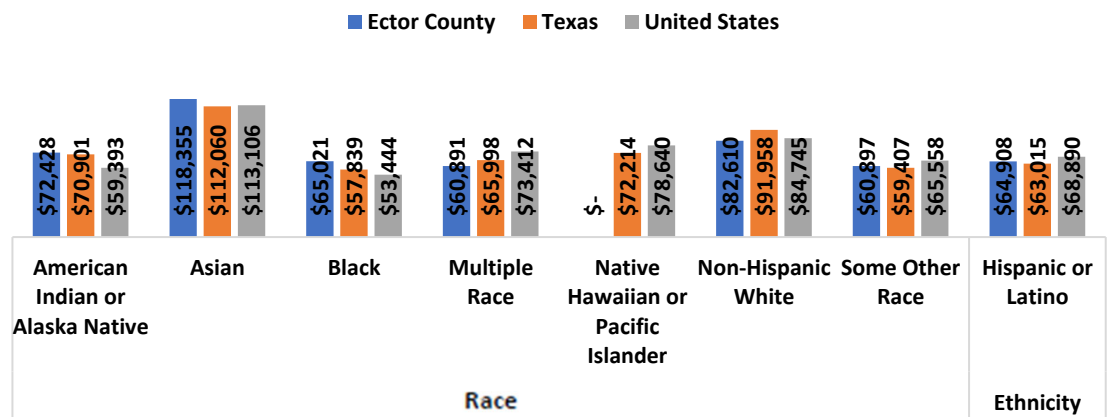
Population Health

Median Household Income (continued)

- The majority of census tracts in eastern Ector County have a higher median household income than the western side of the county (2019-2023).
- All race/ethnicity groups in Ector County, except for the Multiple Race, Native Hawaiian or Pacific Islander and Non-Hispanic White populations, had a higher median household income as compared to the state (2019-2023).



Median Household Income by Race/Ethnicity, Dollar Currency, 2019-2023



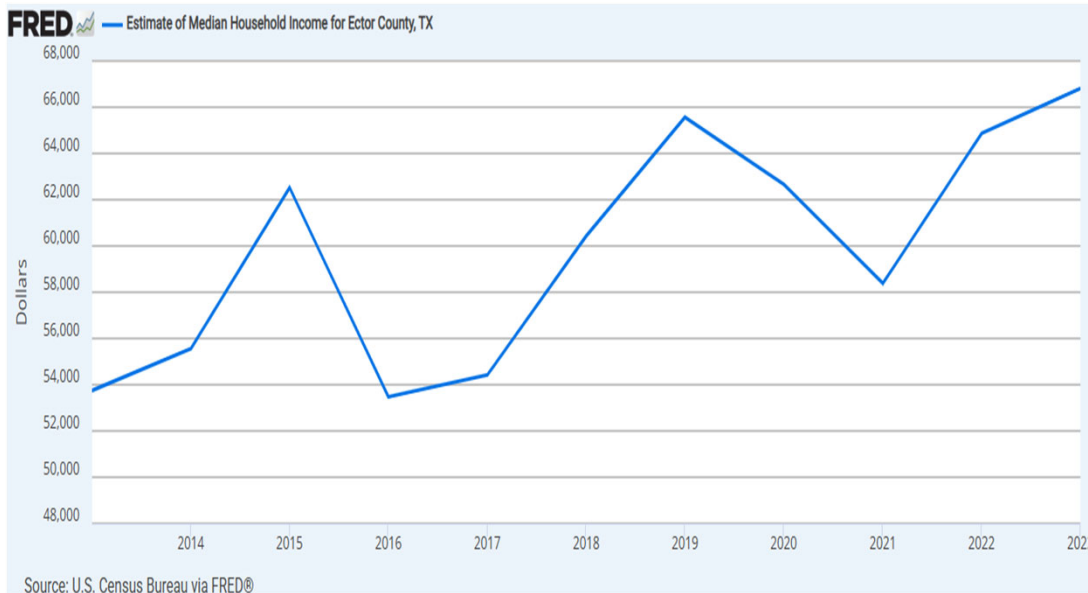
Source: SparkMap, Health Indicator Report: logged in and filtered for Ector County, TX, <https://sparkmap.org/report/>; data accessed March 4, 2025.

Definition: This includes the income of the householder and all other individuals 15 years old and over in the household, whether they are related to the householder or not.
 Note: Due to data being pulled from different data sources, racial/ethnic breakouts and definitions may vary. “-” indicates data has been suppressed due to low numbers.

Population Health

Median Household Income (continued)

- Ector County has seen an overall increase in the median household income between 2013 and 2023.
- Ector County saw the highest median household income in 2023 at \$66,813.
- Ector County saw the highest percentage change year-over-year in median household income between 2014-2015 and 2021-2022 (12.5% and 11.1%, respectively).



Year	Median Household Income	Percent Change by Year
2013	\$53,752	8.0%
2014	\$55,555	3.4%
2015	\$62,519	12.5%
2016	\$53,474	-14.5%
2017	\$54,422	1.8%
2018	\$60,431	11.0%
2019	\$65,564	8.5%
2020	\$62,669	-4.4%
2021	\$58,389	-6.8%
2022	\$64,868	11.1%
2023	\$66,813	3.0%

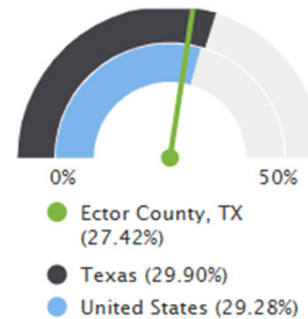
Source: FRED Economic Data, filtered for Ector County, TX, <https://fred.stlouisfed.org/series/MHITX48135A052NCEN>; data accessed March 4, 2025.
 Note: Data has been updated as of December 20, 2024.

Population Health

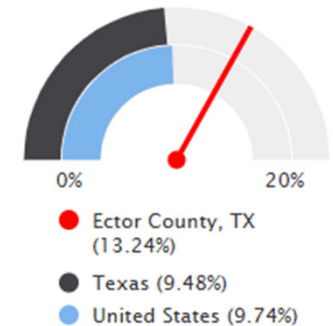
Housing

- Ector County (27.4%) has the lowest percentage of households where housing costs exceed 30% of total household income as compared to the state (29.9%) and the nation (29.3%) (2019-2023).
- Ector County (13.2%) had a higher percentage of housing units that are vacant as compared to the state (9.5%) and the nation (9.7%) (2020).
- The percentage of occupied housing units with one or more substandard conditions in Ector County (33.3%) is slightly lower than the state (33.6%) but higher than the nation (32.0%) (2019-2023).

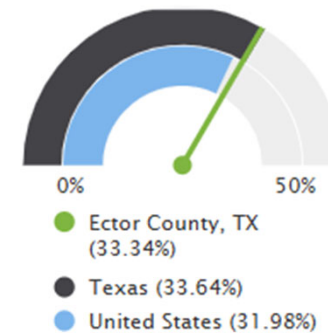
Percentage of Households where Housing Costs Exceed 30% of Income



Percentage of Housing Units Vacant



Occupied Housing Units with One or More Substandard Conditions, Percent



Note: a green dial indicates that the county has a better rate than the state, and a red dial indicates that the county has a worse rate than the state.

Source: SparkMap, Health Indicator Report: logged in and filtered for Ector County, TX, <https://sparkmap.org/report/>; data accessed March 4, 2025.

Housing Costs Exceeds 30% of Income Definition: The percentage of the households where housing costs are 30% or more of total household income.

Substandard Conditions Definition: The number and percentage of owner- and renter-occupied housing units having at least one of the following conditions: 1) lacking complete plumbing facilities, 2) lacking complete kitchen facilities, 3) with 1 or more occupants per room, 4) selected monthly owner costs as a percentage of household income greater than 30%, and 5) gross rent as a percentage of household income greater than 30%.

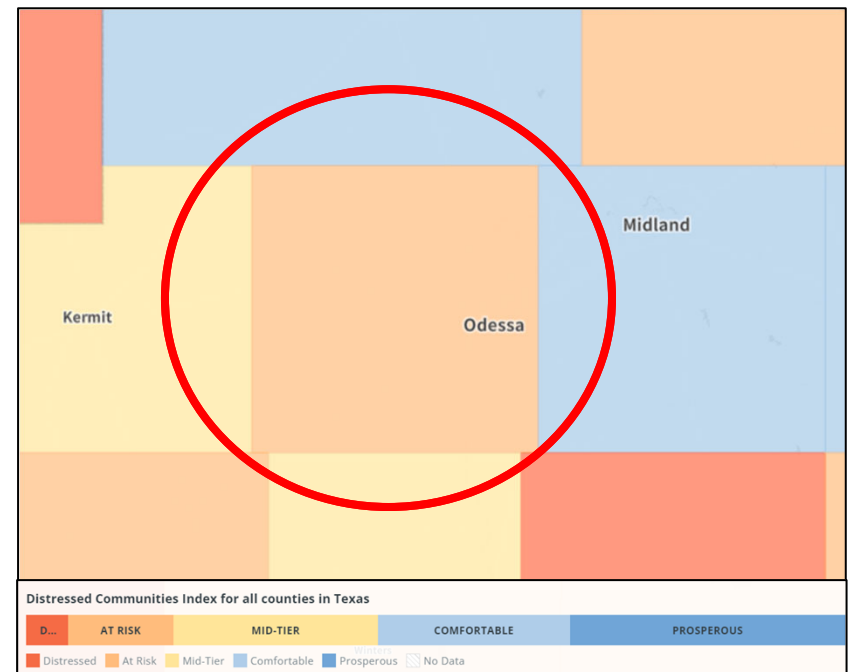
Vacant Housing Definition: Vacancy Rate = [Total Vacant Housing Units] / [Total Housing Units] * 100.0

Population Health

Distressed Communities Index

- In 2018-2022, 15.2% of the nation lived in a distressed community, as compared to 24.9% of the population that lived in a prosperous community.
- In 2018-2022, 22.8% of the population in Texas lived in a distressed community, as compared to 27.6% of the population that lived in a prosperous community.
- In 2018-2022, Ector County, Texas is at risk with a distress score of 62.9 and ranks 112 out of 251 counties in Texas.

	Texas	United States
Lives in a Distressed Community	22.8%	15.2%
Lives in a Prosperous Community	27.6%	24.9%



Source: Economic Innovation Group, DCI Interactive Map, filtered for Ector County, TX, <https://eig.org/dci/interactive-map?path=state/>; data accessed February 21, 2025.

Definition: 'Prosperous' has a final score of 0 all the way up to 'Distressed' which has a final score of 100.

Note: DCI edition used U.S. Census Bureau's American Community Survey (ACS) 5 – Year Estimates covering 2018 -2022.

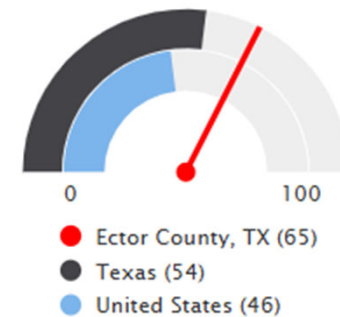
Note: Distressed Communities Index (DCI) combines seven complementary economic indicators: no high school diploma, housing vacancy rate, adults not working, poverty rate, median income ratio, change in employment and change in establishments. Full definition for each economic indicator can be found in the appendix.

Population Health

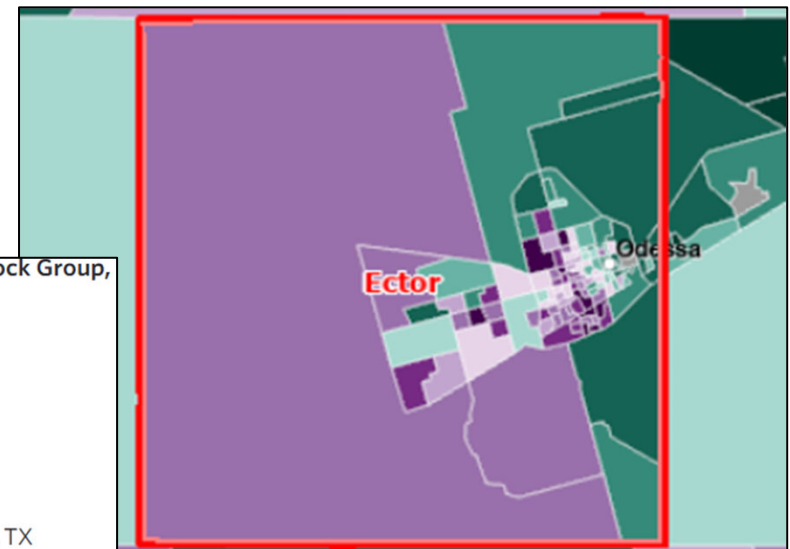
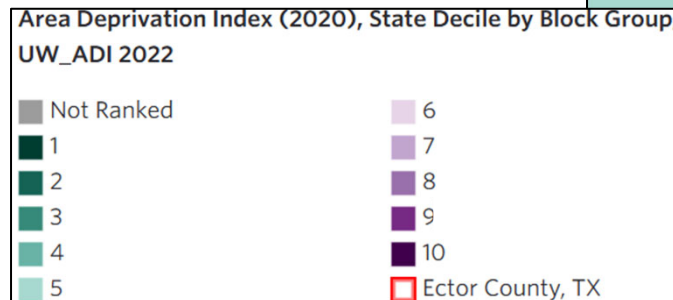
Area Deprivation Index

- In 2022, Ector County had a higher level of deprivation and was categorized as more disadvantaged as compared to the state and the nation.
- The majority of census block groups in Ector County are considered more disadvantaged and have higher deprivation index scores.
- The western area of Ector County has the majority of disadvantaged block groups, while the eastern area of Ector County has the advantaged block groups.

Area Deprivation Index Score (National Percentile)



Note: a green dial indicates that the county has a better rate than the state, and a red dial indicates that the county has a worse rate than the state.



Source: SparkMap, Health Indicator Report: logged in and filtered for Ector County, TX, <https://sparkmap.org/report/>; data accessed March 4, 2025.

Note: The Area Deprivation Index ranks neighborhoods and communities relative to all neighborhoods across the nation (National Percentile) or relative to other neighborhoods within just one state (State Percentile). The ADI is calculated based on 17 measures related to four primary domains (Education; Income & Employment; Housing; and Household Characteristics). The overall scores are measured on a scale of 1 to 100 where 1 indicates the lowest level of deprivation (least disadvantaged) and 100 is the highest level of deprivation (most disadvantaged).

Population Health

Family Budget Map

- As of January 2025, the cost of living for a two-parent, two-child family in Ector County is \$97,099 or \$8,092 per month.
- Transportation is estimated to be the highest monthly cost for Ector County with taxes estimated to be the lowest monthly cost, as of January 2025.

The cost of living for a two-parent, two-child family in Ector County, TX is:

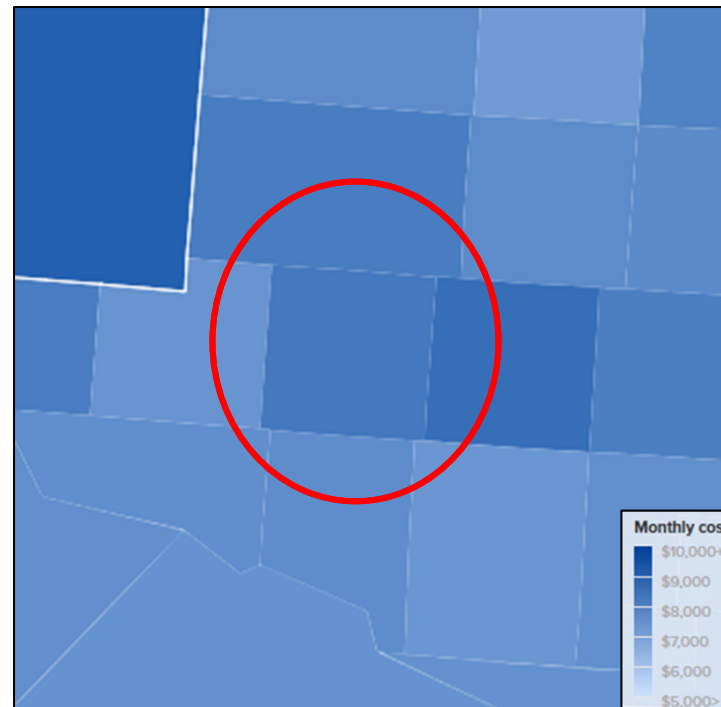
\$97,099

per year

\$8,092

per month

- 🏠 **Housing:** \$1,481/month
- 🍌 **Food:** \$872/month
- 👶 **Child care:** \$1,312/month
- 🚗 **Transportation:** \$1,503/month
- 🏥 **Health care:** \$1,367/month
- 🛒 **Other necessities:** \$792/month
- 🗳️ **Taxes:** \$765/month



Source: Economic Policy Institute, Family Budget Map, filtered for Ector County, TX, <https://www.epi.org/resources/budget/budget-map/>; data accessed March 14, 2025.

Note: Data is from the 2025 edition of EPI's Family budget calculator. All data are in 2024 dollars.

Note: The budgets estimate community-specific costs for 10 family types (one or two adults with zero to four children) in all counties and metro areas in the United States. Compared with the federal poverty line and the Supplemental Poverty Measure, EPI's family budgets provide a more accurate and complete measure of economic security in America.

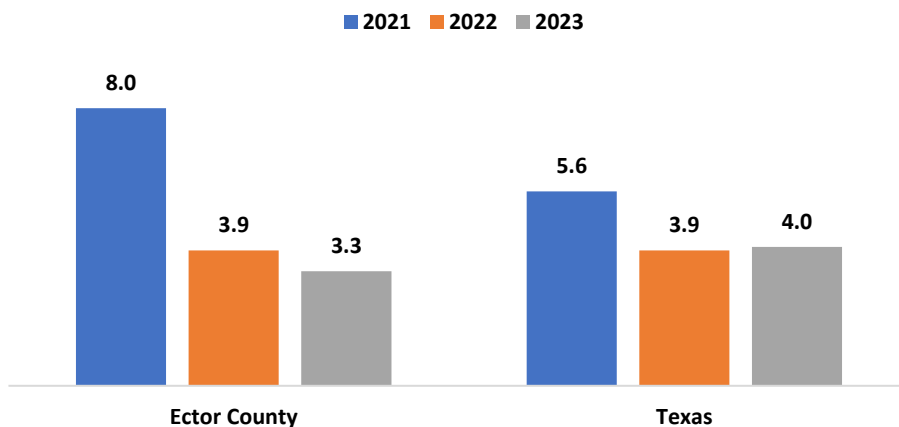
Other Necessities Definition: items that do not fall into the aforementioned categories but that are necessary for a modest yet adequate standard of living (ex: apparel, personal care, household supplies including furnishings and equipment, household operations, housekeeping supplies, and telephone services, reading materials, and school supplies).

Population Health

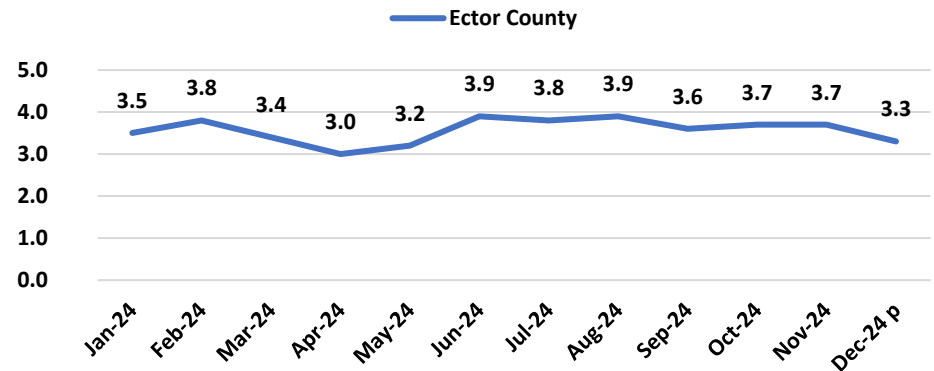
Unemployment

- Unemployment rates in Ector County and the state decreased between 2021 and 2023.
- In 2023, Ector County (3.3) had a lower unemployment rate than the state (4.0).
- Over the most recent 12-month time period, monthly unemployment rates in Ector County overall slightly decreased. April 2024 had the lowest unemployment rate (3.0) as compared to June and August 2024 with the highest rate (3.9).

**Annual Unemployment
Annual Average, 2021-2023**



**Monthly Unemployment
Rates by Month
Most Recent 12 Month Period**



Source: Bureau of Labor Statistics, Local Area Unemployment Statistics, www.bls.gov/lau/#tables; data accessed March 4, 2025.

Definition: Unemployed persons include all persons who had no employment during the reference week, were available for work, except for temporary illness, and had made specific efforts to find employment some time during the 4 week-period ending with the reference week. Persons who were waiting to be recalled to a job from which they had been laid off need not have been looking for work to be classified as unemployed.

Note: "p" indicates that the number associated with that month is a preliminary rate.

Population Health

Industry Workforce Categories

- As of 2022, the majority of employed persons in Ector County are within Construction & Extraction Occupations. The most common employed groupings are as follows:

Ector County

- Construction & Extraction Occupations (12.1%)
- Sales & Related Occupations (11.2%)
- Office & Administrative Support Occupations (10.7%)
- Management Occupations (9.0%)
- Transportation Occupations (8.8%)

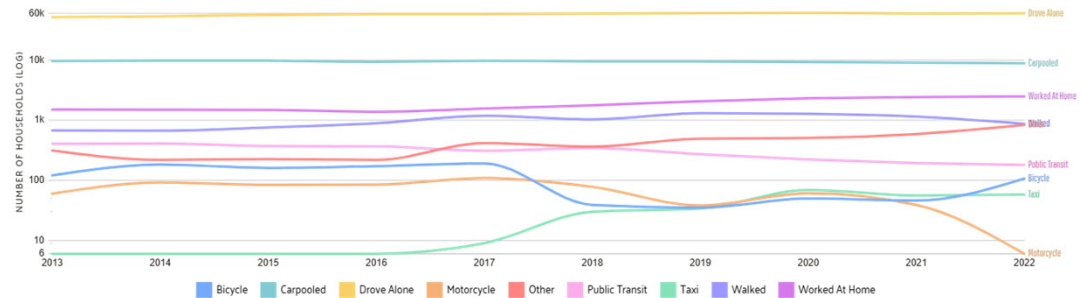
Population Health

Means of Transportation

- In 2018-2022, driving alone was the most frequent means of transportation to work for Ector County and the state.
- In 2018-2022, Ector County (12.1%) had a higher percentage of people carpooling to work than the state (9.7%).
- Ector County (26.2 minutes) had a slightly shorter mean travel time to work than the state (26.6 minutes) (2018-2022).

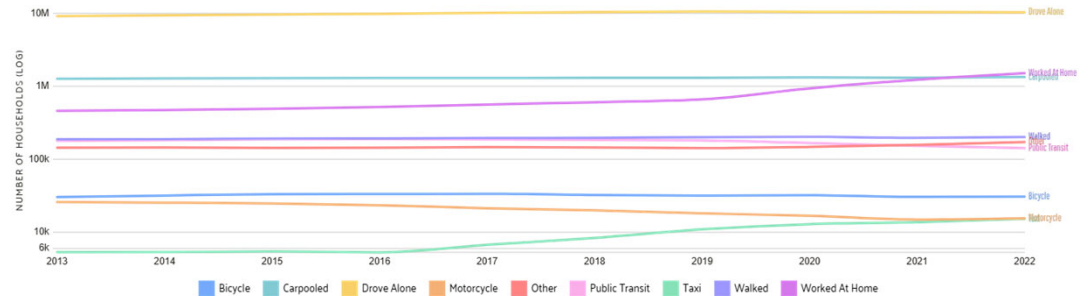
Ector County

Mean travel time to work: 26.2 minutes



Texas

Mean travel time to work: 26.6 minutes



Population Health

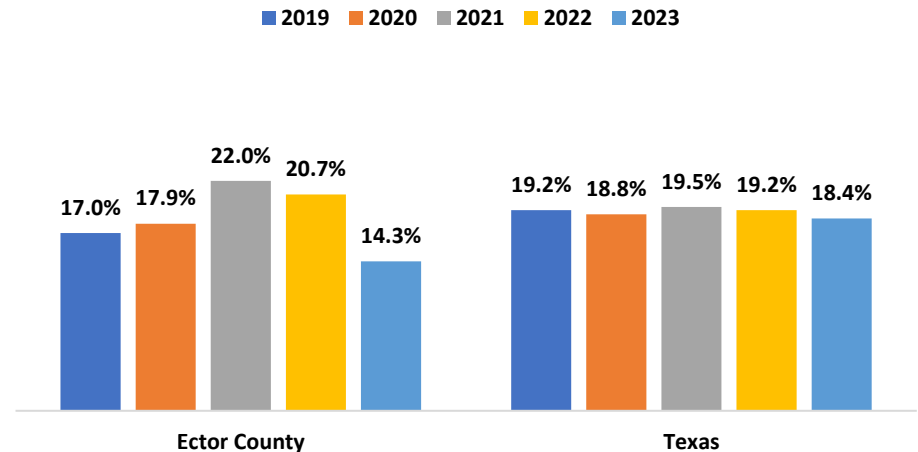
Poverty

- Ector County (17.8%) has a slightly higher percentage of families living below poverty as compared to the state (14.4%) (2024).
- Between 2019 and 2023, the percentage of children (<18 years) living in poverty in Ector County and the state decreased.
- Ector County (14.3%) has a lower percentage of children (<18 years) living in poverty than Texas (18.4%) (2023).

Families Below Poverty 2024



Children Living in Poverty



Source: Syntellis, Canvas Demographic Report, 2024.

Source: Small Area Income and Poverty Estimates (SAIPE), filtered for Ector County, TX, https://www.census.gov/data-tools/demo/saipe/#?map_geoSelector=aa_c; data accessed March 14, 2025.

Children Living In Poverty Definition: Estimated percentage of related children under age 18 living in families with incomes less than the federal poverty threshold.

Note: The 2024 Federal Poverty Guidelines define a household size of 4 as living below 100% of the federal poverty level if the household income is less than \$31,200, and less than 200% of the federal poverty level if the household income is less than \$62,400. Please see the appendix for the full 2024 Federal Poverty Guidelines.

Population Health

Food Insecurity

- According to Feeding America, an estimated 16.9% of Ector County residents are food insecure as compared to 16.4% in the state of Texas (2022).
- Additionally, 21.2% of children (under 18 years of age) in Ector County are food insecure as compared to 22.8% in the state (2022).
- The average meal cost for an Ector County resident is \$3.53, as compared to \$3.45 in Texas (2022).
- With regards to subpopulations, Ector County has a lower percentage of food insecurity among all available subpopulations with the exception of the White Non-Hispanic racial/ethnic group (10.0%), which is consistent with the state (10.0%) (2022).

Location	Overall Food Insecurity (all ages)	Child Food Insecurity (age 0-17)	Older Adult Food Insecurity (age 50-59)	Senior Food Insecurity (age 60+)	Latino Food Insecurity (all ages)	Black Food Insecurity (all ages)	White Non-Hispanic Food Insecurity (all ages)	Average Meal Cost
Ector County	16.9%	21.2%	11.9%	8.7%	22.0%	26.0%	10.0%	\$3.53
Texas	16.4%	22.8%	15.4%	9.8%	23.0%	28.0%	10.0%	\$3.45

Source: Feeding America, Map The Meal Gap: Data by County in Each State, filtered for Ector County, TX, https://www.feedingamerica.org/research/map-the-meal-gap/by-county?_ga=2.33638371.33636223.1555016137-1895576297.1555016137&s_src=W194ORGSC; information accessed March 4, 2025.

Food Insecure Definition (Adult): Lack of access, at times, to enough food for an active, healthy life for all household members and limited or uncertain availability of nutritionally adequate foods.

Food Insecure Definition (Child): Those children living in households experiencing food insecurity.

Average Meal Cost Definition: The average weekly dollar amount food-secure individuals report spending on food, as estimated in the Current Population Survey, divided by 21 (assuming three meals a day, seven days a week).

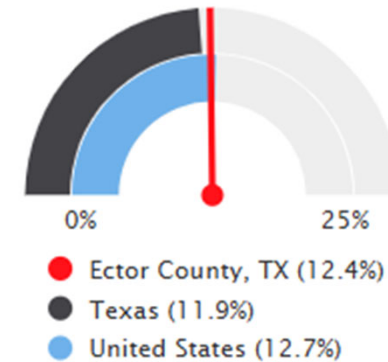


Population Health

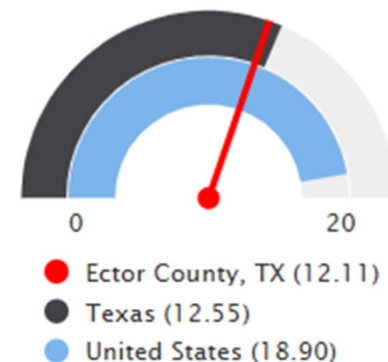
Supplemental Nutrition Assistance Program (SNAP) Benefits & Grocery Stores

- In 2022, Ector County (12.4%) had a higher percentage of its total population receiving SNAP benefits than the state (11.9%) and the nation (12.7%).
- Ector County (12.1 per 100,000) has a lower rate of grocery stores per 100,000 population as compared to the state (12.6 per 100,000) and the nation (18.9 per 100,000).

Percentage of Total Population Receiving SNAP Benefits



Grocery Stores, Rate per 100,000 Population



Note: a green dial indicates that the county has a better rate than the state, and a red dial indicates that the county has a worse rate than the state.

Source: SparkMap, Health Indicator Report: logged in and filtered for Ector County, TX, <https://sparkmap.org/report/>; data accessed March 14, 2025.

Population Receiving SNAP Definition: the average percentage of the population receiving SNAP benefits during the month of July during the most recent report year.

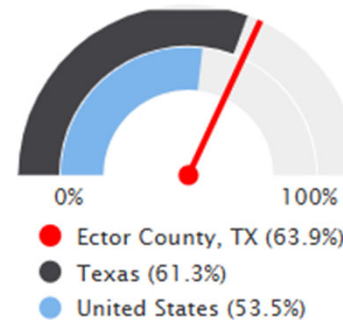
Grocery Store Definition: There are 20 grocery establishments in the report area, a rate of 12.11 per 100,000 population. Grocery stores are defined as supermarkets and smaller grocery stores primarily engaged in retailing a general line of food, such as canned and frozen foods; fresh fruits and vegetables; and fresh and prepared meats, fish, and poultry. Delicatessen-type establishments are also included. Convenience stores and large general merchandise stores that also retail food, such as supercenters and warehouse club stores, are excluded.

Population Health

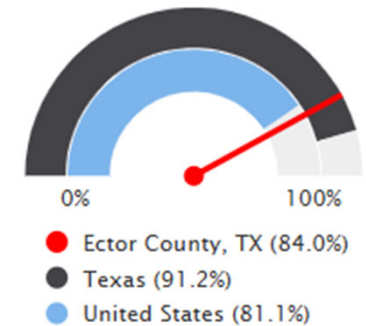
Children in the Study Area

- In 2022-2023, Ector County (63.9%) had a higher percentage of public school students eligible for free or reduced price lunch than the state (61.3%) and the nation (53.5%).
- Ector County (84.0%) had a lower high school graduation rate than the state (91.2%) but a higher rate than the nation (81.1%) (2020-2021).
- In 2023, Ector County (36.0%) had a higher percentage of attrition in public high schools than the state (23.0%).

Percentage of Students Eligible for Free or Reduced Price School Lunch

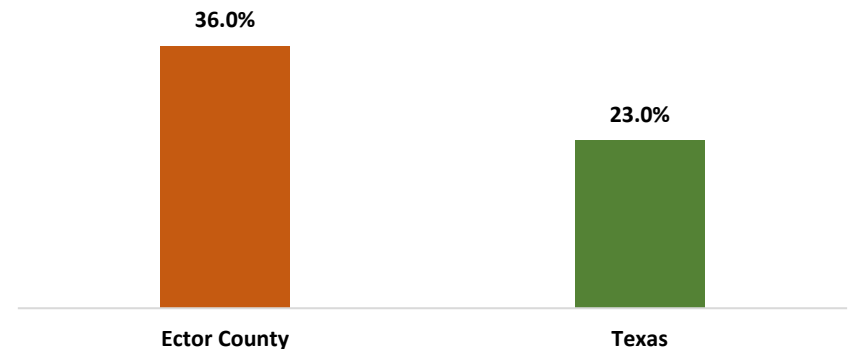


Adjusted Cohort Graduation Rate



Note: a green dial indicates that the county has a better rate than the state, and a red dial indicates that the county has a worse rate than the state.

Attrition in Public High Schools
2023



Source: SparkMap, Health Indicator Report: logged in and filtered for Ector County, TX, <https://sparkmap.org/report/>; data accessed March 4, 2025.

Source: The Annie E. Casey Foundation Kids Count Data Center: filtered for Ector County, TX, <http://datacenter.kidscount.org/>; data accessed April 21, 2025.

Eligible for Free/Reduced Price Lunch definition: Free or reduced price lunches are served to qualifying students in families with income between under 185 percent (reduced price) or under 130% (free lunch) of the US federal poverty threshold as part of the federal National School Lunch Program (NSLP).

Cohort Graduation Rate definition: receiving a high school diploma within four years.

Attrition in Public High Schools definition: Number and percent of students from a class of 9th graders not enrolled in 12th grade four school years later. Year indicates the graduating year of the cohort.

Population Health

Children in the Study Area – Academic Enrollment by Grade

- Ector County school district enrollment numbers have increased by 3.6% since the 2020-2021 academic year.
- Between the 2020-2021 and 2024-2025 academic years, Early Education classes in Ector County districts experienced the largest percentage increase (217.2%), while Grade 8 classes experienced the largest decrease (-11.7%).

ACADEMIC ENROLLMENT TRENDS						
Grade Level Name	2020-2021 Academic Year	2021-2022 Academic Year	2022-2023 Academic Year	2023-2024 Academic Year	2024-2025 Academic Year	2020-2021 to 2024-2025 % Change
Early Education	29	90	97	110	92	217.2%
Pre-Kindergarten	1,277	1,678	1,846	1,849	1,715	34.3%
Kindergarten	2,553	2,409	2,434	2,567	2,663	4.3%
Grade 1	2,746	2,556	2,589	2,558	2,709	-1.4%
Grade 2	2,671	2,583	2,639	2,651	2,610	-2.3%
Grade 3	2,583	2,626	2,676	2,687	2,685	4.0%
Grade 4	2,477	2,574	2,671	2,712	2,740	10.6%
Grade 5	2,543	2,430	2,628	2,599	2,731	7.4%
Grade 6	2,683	2,411	2,300	2,499	2,549	-5.0%
Grade 7	2,628	2,678	2,475	2,335	2,529	-3.8%
Grade 8	2,645	2,576	2,689	2,483	2,336	-11.7%
Grade 9	2,676	2,908	2,923	2,998	2,814	5.2%
Grade 10	2,502	2,380	2,623	2,557	2,655	6.1%
Grade 11	2,096	2,189	2,167	2,319	2,266	8.1%
Grade 12	1,886	1,856	1,982	1,950	2,127	12.8%
County Total	33,995	33,944	34,739	34,874	35,221	3.61%

Source: Texas Education Agency, PEIMS Student Enrollment Data by Academic Year, <https://rptsvr1.tea.texas.gov/adhocrpt/adste.html>; data accessed March 14, 2025.
 Note: Independent school districts in Ector County include Ector County ISD, Compass Academy Charter School and UTPB Stem Academy.



HEALTH DATA OVERVIEW

Health Status

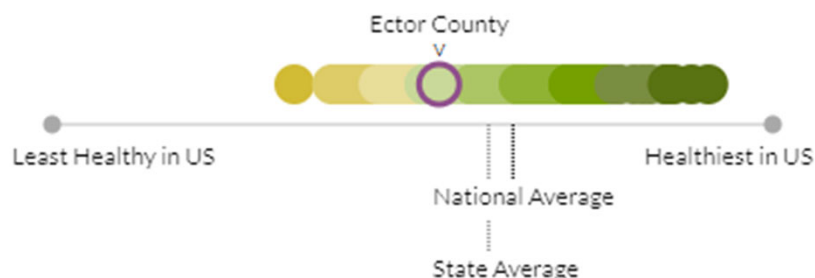
Data Methodology

- **The following information outlines specific health data:**
 - Mortality, chronic diseases and conditions, health behaviors, natality, mental health and healthcare access
- **Data Sources include, but are not limited to:**
 - Texas Cancer Registry
 - Small Area Health Insurance Estimates (SAHIE)
 - SparkMap
 - The Behavioral Risk Factor Surveillance System (BRFSS)
 - The Behavioral Risk Factor Surveillance System (BRFSS) is the world’s largest, on-going telephone health survey system, tracking health conditions and risk behaviors in the United States yearly since 1984. Currently, information is collected monthly in all 50 states, the District of Columbia, Puerto Rico, the U.S. Virgin Islands, and Guam.
 - It is a state-based system of health surveys that collects information on health risk behaviors, preventive health practices, and health care access primarily related to chronic disease and injury. For many states, the BRFSS is the only available source of timely, accurate data on health-related behaviors.
 - States use BRFSS data to identify emerging health problems, establish and track health objectives, and develop and evaluate public health policies and programs. Many states also use BRFSS data to support health-related legislative efforts.
 - The Robert Wood Johnson Foundation and the University of Wisconsin Population Health Institute
 - United States Census Bureau
- **Data Levels:** Nationwide, state, and county level data

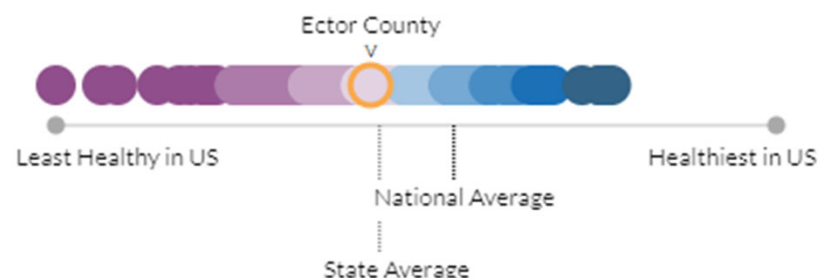
Health Status

County Health Rankings & Roadmaps - Ector County, Texas

Population Health and Well-being



Community Conditions



- According to County Health Rankings & Roadmap, Population Health and Well-being is something we create as a society, not something an individual can attain in a clinic or be responsible for alone. Health is more than being free from disease and pain; health is the ability to thrive. Well-being covers both quality of life and the ability of people and communities to contribute to the world. Population health involves optimal physical, mental, spiritual and social well-being.

- Some examples of where the county was worse than the state for Population Health and Well-being include:

– Length Of Life:

- Premature Death

– Quality Of Life:

- Poor Physical Health Days
- Poor Mental Health Days
- Poor or Fair Health

- According to County Health Rankings & Roadmap, Community Conditions include the social and economic factors, physical environment and health infrastructure in which people are born, live, learn, work, play, worship and age. Community Conditions are also referred to as the social determinants of health.

- Some examples of factors where the county was worse than the state for Community Conditions include:

– Health Infrastructure:

- Flu Vaccinations
- Access to Exercise Opportunities
- Mental Health Providers
- Dentists
- Preventable Hospital Stays
- Uninsured

– Physical Environment:

- Driving Alone to Work
- Broadband Access

– Social and Economic:

- High School Completion
- Injury Deaths

Health Status

Mortality – Leading Causes of Death (2021-2023)

Rank	Ector County	Texas
1	Diseases of heart (I00-I09,I11,I13,I20-I51)	Diseases of heart (I00-I09,I11,I13,I20-I51)
2	Malignant neoplasms (C00-C97)	Malignant neoplasms (C00-C97)
3	COVID-19 (U07.1)	COVID-19 (U07.1)
4	Accidents (unintentional injuries) (V01-X59,Y85-Y86)	Accidents (unintentional injuries) (V01-X59,Y85-Y86)
5	Alzheimer’s disease (G30)	Cerebrovascular diseases (I60-I69)
6	Diabetes mellitus (E10-E14)	Alzheimer’s disease (G30)
7	Chronic lower respiratory diseases (J40-J47)	Chronic lower respiratory diseases (J40-J47)
8	Cerebrovascular diseases (I60-I69)	Diabetes mellitus (E10-E14)
9	Chronic liver disease and cirrhosis (K70,K73-K74)	Chronic liver disease and cirrhosis (K70,K73-K74)
10	Intentional self-harm (suicide) (*U03,X60-X84,Y87.0)	Nephritis, nephrotic syndrome and nephrosis (N00-N07,N17-N19,N25-N27)

Source: Centers for Disease Control and Prevention, National Center for Health Statistics, <http://wonder.cdc.gov/ucd-icd10.html>; data accessed February 10, 2025.

Note: Due to policy changes in data provision from the census, age-adjusted rates at the county level were unable to be provided at the time of the report. Crude rates were used in the analysis and should be interpreted with caution when comparing separate geographic areas.

Note: Crude rates use the most current Vintage postcensal series released by the Census Bureau. Crude death rates are per 100,000. Data has been pulled in 3-year sets of moving averages for purposes of statistical reliability.



Health Status

Mortality – Leading Causes of Death Rates (2021-2023)

Disease	Ector County		Texas	
	Trend	Current	Trend	Current
Diseases of heart (I00-I09,I11,I13,I20-I51)	▲	159.9	▼	164.3
Malignant neoplasms (C00-C97)	▼	153.2	▲	145.0
COVID-19 (U07.1)	▼	16.4	▼	10.6
Accidents (unintentional injuries) (V01-X59,Y85-Y86)	▼	62.0	▲	49.9
Alzheimer’s disease (G30)	▲	63.8	▼	32.7
Diabetes mellitus (E10-E14)	▼	40.7	▼	25.1
Chronic lower respiratory diseases (J40-J47)	▲	44.4	▼	32.3
Cerebrovascular diseases (I60-I69)	▼	37.1	▼	39.2
Chronic liver disease and cirrhosis (K70,K73-K74)	▼	24.9	▼	16.9
Intentional self-harm (suicide) (*U03,X60-X84,Y87.0)	▲	20.1	▲	14.4

- ▲ An up arrow indicates that the county or state’s rate has trended upwards for that disease category.
- ▼ A down arrow indicates that the county or state’s rate has trended downwards for that disease category.
- ▶ A sideways arrow indicates that the county or state’s has remained consistent for that disease category.

If there is no arrow, that means that one of the timeframe’s rate was either “Unreliable” or “Suppressed”.

A green box indicates that the county’s rate is lower than the state’s rate for that disease category.

A red box indicates that the county’s rate is higher than the state’s rate for that disease category.

Note: This mortality table is in descending order based on 2021-2023 crude death rates for Ector County.

Source: Centers for Disease Control and Prevention, National Center for Health Statistics, <http://wonder.cdc.gov/ucd-icd10.html>; data accessed February 10, 2025.

Note: Due to policy changes in data provision from the census, age-adjusted rates at the county level were unable to be provided at the time of the report. Crude rates were used in the analysis and should be interpreted with caution when comparing separate geographic areas.

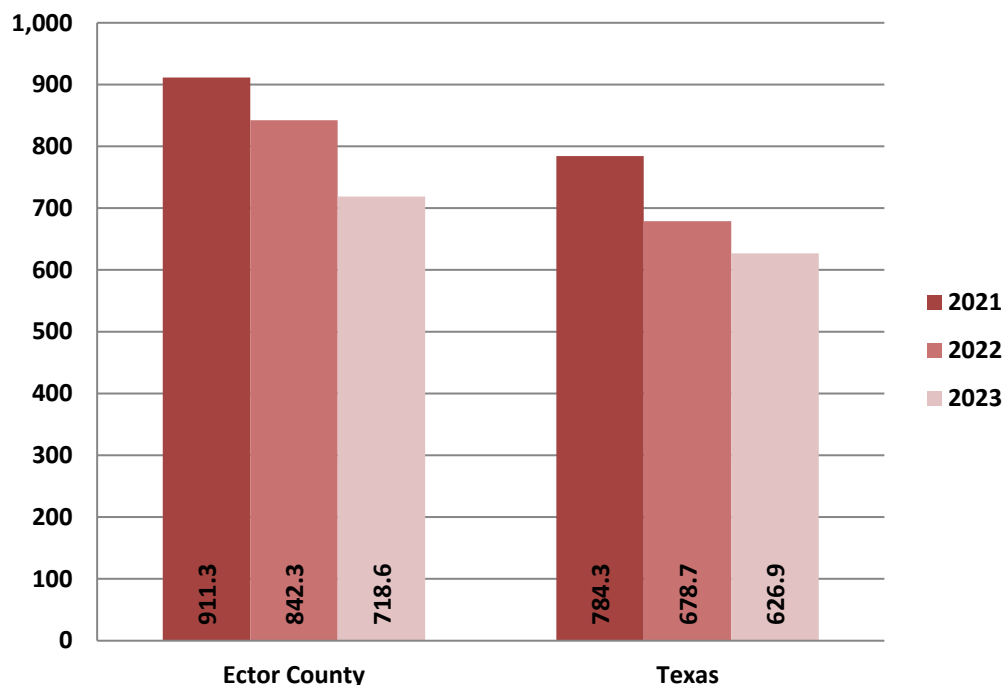
Note: Crude rates use the most current Vintage postcensal series released by the Census Bureau. Crude death rates are per 100,000. Data has been pulled in 3-year sets of moving averages for purposes of statistical reliability.

Health Status

Mortality – Overall

- Overall mortality rates in Ector County remained higher than the state between 2021 and 2023.
- Overall mortality rates in Ector County and the state decreased between 2021 and 2023.
- In 2023, the overall mortality rate in Ector County (718.6 per 100,000) was higher than the state (626.9 per 100,000).

Overall Mortality, Crude Death Rates per 100,000, 2021-2023



LOCATION	2021		2022		2023		2021-2023	
	DEATHS	CRUDE DEATH RATE	DEATHS	CRUDE DEATH RATE	DEATHS	CRUDE DEATH RATE	DEATHS	CRUDE DEATH RATE
Ector County	1,468	911.3	1,355	842.3	1,182	718.6	4,005	823.3
Texas	231,594	784.3	203,818	678.7	191,218	626.9	626,630	695.8

Source: Centers for Disease Control and Prevention, National Center for Health Statistics, <http://wonder.cdc.gov/ucd-icd10.html>; data accessed February 10, 2025.

Note: Due to policy changes in data provision from the census, age-adjusted rates at the county level were unable to be provided at the time of the report. Crude rates were used in the analysis and should be interpreted with caution when comparing separate geographic areas.

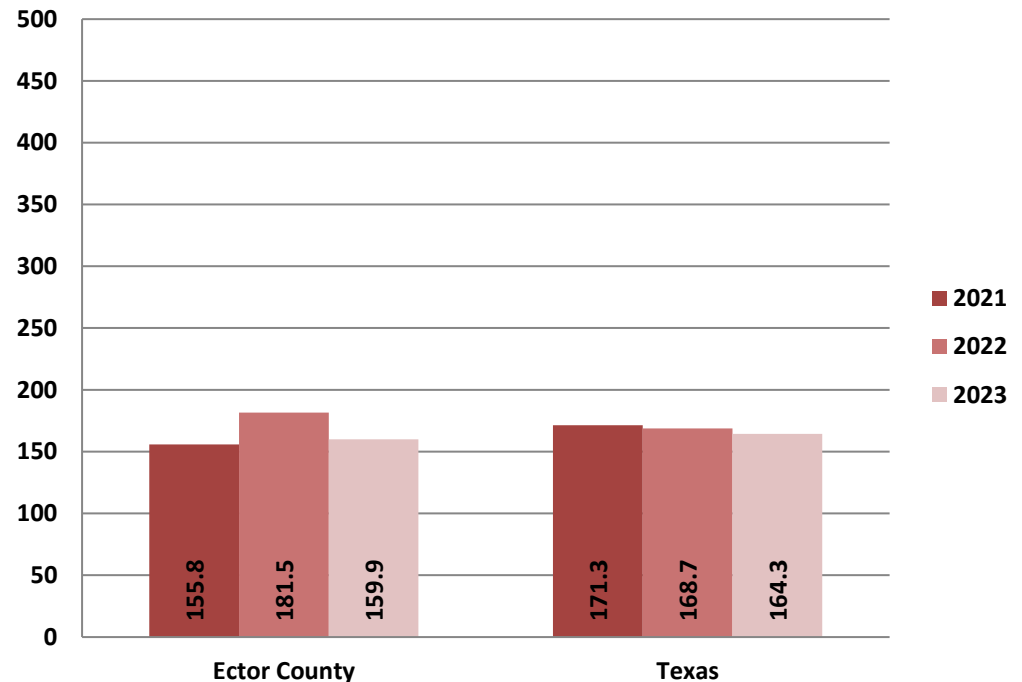
Note: Crude rates use the most current Vintage postcensal series released by the Census Bureau. Crude death rates are per 100,000. Data has been pulled in 3-year sets of moving averages for purposes of statistical reliability.

Health Status

Mortality – Diseases of the Heart

- Heart disease is the leading cause of death in Ector County and the state (2021-2023).
- Between 2021 and 2023, heart disease mortality rates overall increased in Ector County and decreased in the state.
- In 2023, the heart disease mortality rate in Ector County (159.9 per 100,000) was lower than the state rate (164.3 per 100,000).

Diseases Of Heart, Crude Death Rates per 100,000, 2021-2023



LOCATION	2021		2022		2023		2021-2023	
	DEATHS	CRUDE DEATH RATE	DEATHS	CRUDE DEATH RATE	DEATHS	CRUDE DEATH RATE	DEATHS	CRUDE DEATH RATE
Ector County	251	155.8	292	181.5	263	159.9	806	165.7
Texas	50,584	171.3	50,672	168.7	50,111	164.3	151,367	168.1

Source: Centers for Disease Control and Prevention, National Center for Health Statistics, <http://wonder.cdc.gov/ucd-icd10.html>; data accessed February 10, 2025.

Note: Due to policy changes in data provision from the census, age-adjusted rates at the county level were unable to be provided at the time of the report. Crude rates were used in the analysis and should be interpreted with caution when comparing separate geographic areas.

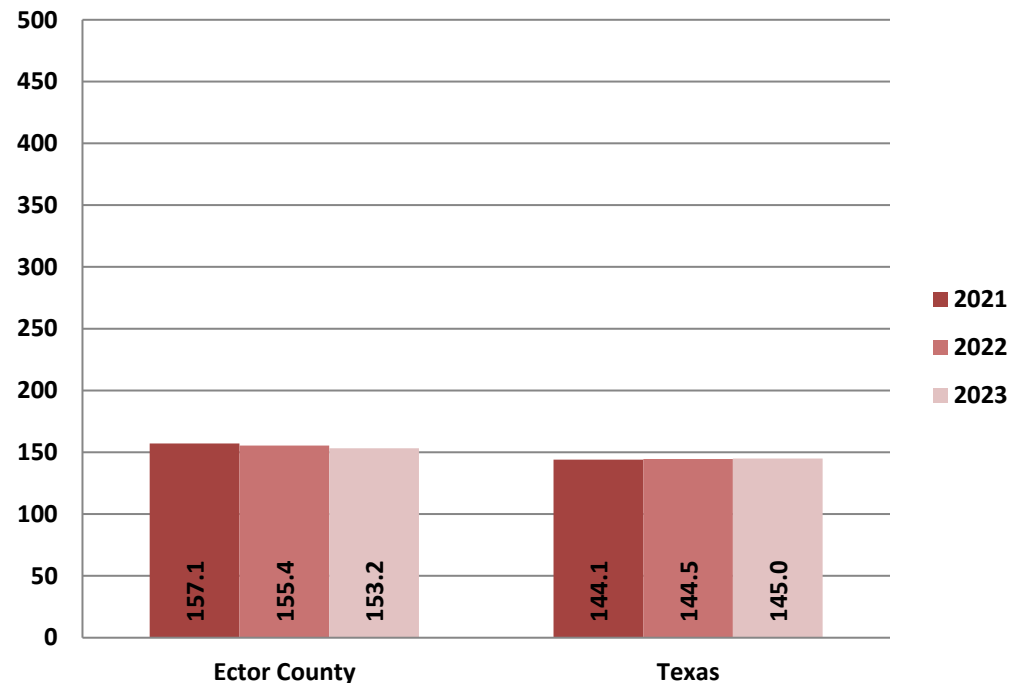
Note: Crude rates use the most current Vintage postcensal series released by the Census Bureau. Crude death rates are per 100,000. Data has been pulled in 3-year sets of moving averages for purposes of statistical reliability.

Health Status

Mortality – Malignant Neoplasms

- Cancer is the second leading cause of death in both Ector County and the state (2021-2023).
- Between 2021 and 2023, cancer mortality rates decreased in Ector County and slightly increased in the state.
- In 2023, the cancer mortality rate in Ector County (153.2 per 100,000) was higher than the state rate (145.0 per 100,000).

Malignant Neoplasms, Crude Death Rates per 100,000, 2021-2023



LOCATION	2021		2022		2023		2021-2023	
	DEATHS	CRUDE DEATH RATE	DEATHS	CRUDE DEATH RATE	DEATHS	CRUDE DEATH RATE	DEATHS	CRUDE DEATH RATE
Ector County	253	157.1	250	155.4	252	153.2	755	155.2
Texas	42,552	144.1	43,403	144.5	44,241	145.0	130,196	144.6

Source: Centers for Disease Control and Prevention, National Center for Health Statistics, <http://wonder.cdc.gov/ucd-icd10.html>; data accessed February 10, 2025.

Note: Due to policy changes in data provision from the census, age-adjusted rates at the county level were unable to be provided at the time of the report. Crude rates were used in the analysis and should be interpreted with caution when comparing separate geographic areas.

Note: Crude rates use the most current Vintage postcensal series released by the Census Bureau. Crude death rates are per 100,000. Data has been pulled in 3-year sets of moving averages for purposes of statistical reliability.

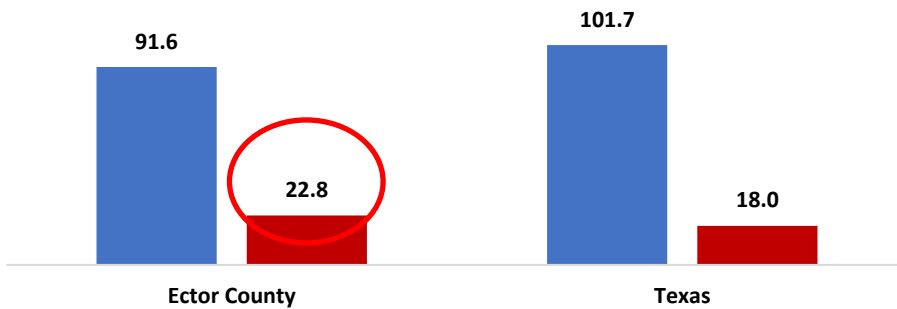
Health Status

Cancer Incidence & Mortality by Type

Prostate Cancer

Age-adjusted Incidence & Mortality Rates per 100,000
2020-2021


■ Incidence ■ Mortality



Lung & Bronchus Cancer

Age-adjusted Incidence & Mortality Rates per 100,000
2020-2021

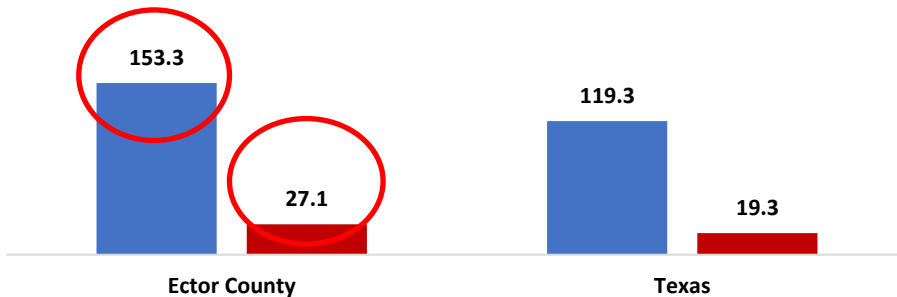
■ Incidence ■ Mortality



Breast Cancer (Female)

Age-adjusted Incidence & Mortality Rates per 100,000
2020-2021


■ Incidence ■ Mortality



Colon & Rectum Cancer

Age-adjusted Incidence & Mortality Rates per 100,000
2020-2021

■ Incidence ■ Mortality



Source: Texas Cancer Registry, Cancer Incidence and Mortality by Site and County, <https://www.cancer-rates.info/tx/>; data accessed October 17, 2024.

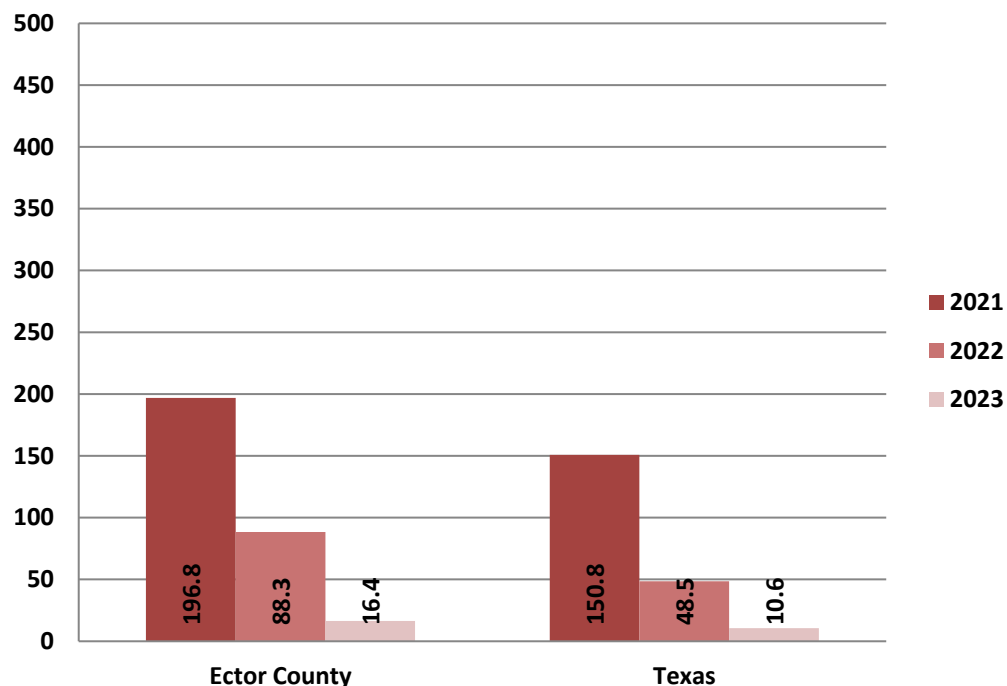
Note: All rates are per 100,000. Rates are age-adjusted to the 2000 U.S. Standard Population. *Counts/rates are suppressed if fewer than 16 cases were reported in the specified category; Counts < 16 are too few to calculate a stable age-adjusted rate.

Health Status

Mortality – COVID-19

- COVID-19 is the third leading cause of death in Ector County and the state (2021-2023).
- Between 2021 and 2023, COVID-19 mortality rates decreased in Ector County, and the state.
- In 2023, the COVID-19 mortality rate in Ector County (16.4 per 100,000) was higher than the state (10.6 per 100,000).

COVID-19, Crude Death Rates per 100,000, 2021-2023



LOCATION	2021		2022		2023		2021-2023	
	DEATHS	CRUDE DEATH RATE	DEATHS	CRUDE DEATH RATE	DEATHS	CRUDE DEATH RATE	DEATHS	CRUDE DEATH RATE
Ector County	317	196.8	142	88.3	27	16.4	486	99.9
Texas	44,516	150.8	14,573	48.5	3,239	10.6	62,328	69.2

Source: Centers for Disease Control and Prevention, National Center for Health Statistics, <http://wonder.cdc.gov/ucd-icd10.html>; data accessed February 10, 2025.

Note: Due to policy changes in data provision from the census, age-adjusted rates at the county level were unable to be provided at the time of the report. Crude rates were used in the analysis and should be interpreted with caution when comparing separate geographic areas.

Note: Crude rates use the most current Vintage postcensal series released by the Census Bureau. Crude death rates are per 100,000. Data has been pulled in 3-year sets of moving averages for purposes of statistical reliability.

Health Status

Mortality – Accidents

- Fatal accidents are the fourth leading cause of death in Ector County and the state (2021-2023).
- Between 2021 and 2023, accident mortality rates decreased in Ector County and slightly increased in the state.
- In 2023, the accident mortality rate in Ector County (62.0 per 100,000) was higher than the state rate (49.9 per 100,000).
- The leading cause of fatal accidents in Ector County is due to motor vehicle accidents (2023).

Accidents, Crude Death Rates per 100,000, 2021-2023



LOCATION	2021		2022		2023		2021-2023	
	DEATHS	CRUDE DEATH RATE	DEATHS	CRUDE DEATH RATE	DEATHS	CRUDE DEATH RATE	DEATHS	CRUDE DEATH RATE
Ector County	109	67.7	99	61.5	102	62.0	310	63.7
Texas	14,704	49.8	15,252	50.8	15,232	49.9	45,188	50.2

Source: Centers for Disease Control and Prevention, National Center for Health Statistics, <http://wonder.cdc.gov/ucd-icd10.html>; data accessed February 10, 2025.

Note: Due to policy changes in data provision from the census, age-adjusted rates at the county level were unable to be provided at the time of the report. Crude rates were used in the analysis and should be interpreted with caution when comparing separate geographic areas.

Note: Crude rates use the most current Vintage postcensal series released by the Census Bureau. Crude death rates are per 100,000. Data has been pulled in 3-year sets of moving averages for purposes of statistical reliability. Accident mortality rates include: motor vehicle crashes, other land transport accidents, water transport accidents, air and space transport accidents, falls, accidental shootings, drownings, fire and smoke exposures, poisonings, suffocations, and all other unintentional injuries.



Health Status

Mortality – Alzheimer’s Disease

- Alzheimer’s disease is the fifth leading cause of death in Ector County and the sixth leading cause of death in the state (2021-2023).
- Between 2021 and 2023, Alzheimer’s disease mortality rates increased in Ector County and decreased in the state.
- In 2023, the Alzheimer’s disease mortality rate in Ector County (63.8 per 100,000) was higher than the rate in the state (32.7 per 100,000).

Alzheimer's Disease, Crude Death Rates per 100,000, 2021-2023



LOCATION	2021		2022		2023		2021-2023	
	DEATHS	CRUDE DEATH RATE	DEATHS	CRUDE DEATH RATE	DEATHS	CRUDE DEATH RATE	DEATHS	CRUDE DEATH RATE
Ector County	94	58.4	109	67.8	105	63.8	308	63.3
Texas	10,437	35.3	10,427	34.7	9,969	32.7	30,833	34.2

Source: Centers for Disease Control and Prevention, National Center for Health Statistics, <http://wonder.cdc.gov/ucd-icd10.html>; data accessed February 10, 2025.

Note: Due to policy changes in data provision from the census, age-adjusted rates at the county level were unable to be provided at the time of the report. Crude rates were used in the analysis and should be interpreted with caution when comparing separate geographic areas.

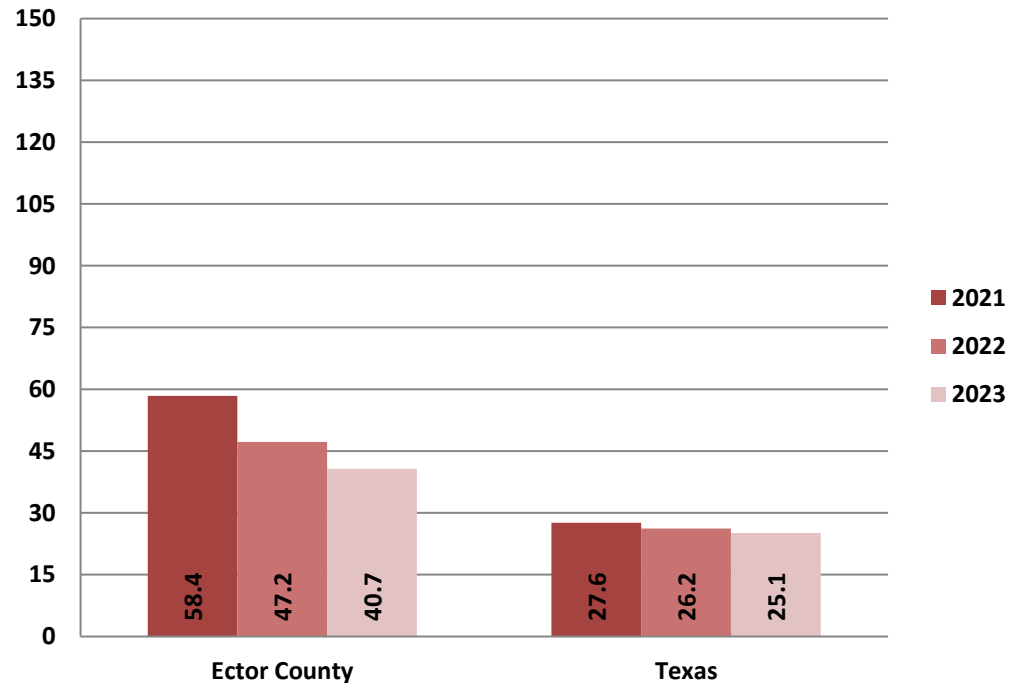
Note: Crude rates use the most current Vintage postcensal series released by the Census Bureau. Crude death rates are per 100,000. Data has been pulled in 3-year sets of moving averages for purposes of statistical reliability.

Health Status

Mortality – Diabetes Mellitus

- Diabetes mellitus is the sixth leading cause of death in Ector County and the eighth leading cause of death in the state (2021-2023).
- Between 2021 and 2023, diabetes mortality rates decreased in Ector County and the state.
- In 2023, the diabetes mortality rate in Ector County (40.7 per 100,000) was higher than the state rate (25.1 per 100,000).

Diabetes Mellitus, Crude Death Rates per 100,000, 2021-2023



LOCATION	2021		2022		2023		2021-2023	
	DEATHS	CRUDE DEATH RATE	DEATHS	CRUDE DEATH RATE	DEATHS	CRUDE DEATH RATE	DEATHS	CRUDE DEATH RATE
Ector County	94	58.4	76	47.2	67	40.7	237	48.7
Texas	8,136	27.6	7,853	26.2	7,644	25.1	23,633	26.2

Source: Centers for Disease Control and Prevention, National Center for Health Statistics, <http://wonder.cdc.gov/ucd-icd10.html>; data accessed February 10, 2025.

Note: Due to policy changes in data provision from the census, age-adjusted rates at the county level were unable to be provided at the time of the report. Crude rates were used in the analysis and should be interpreted with caution when comparing separate geographic areas.

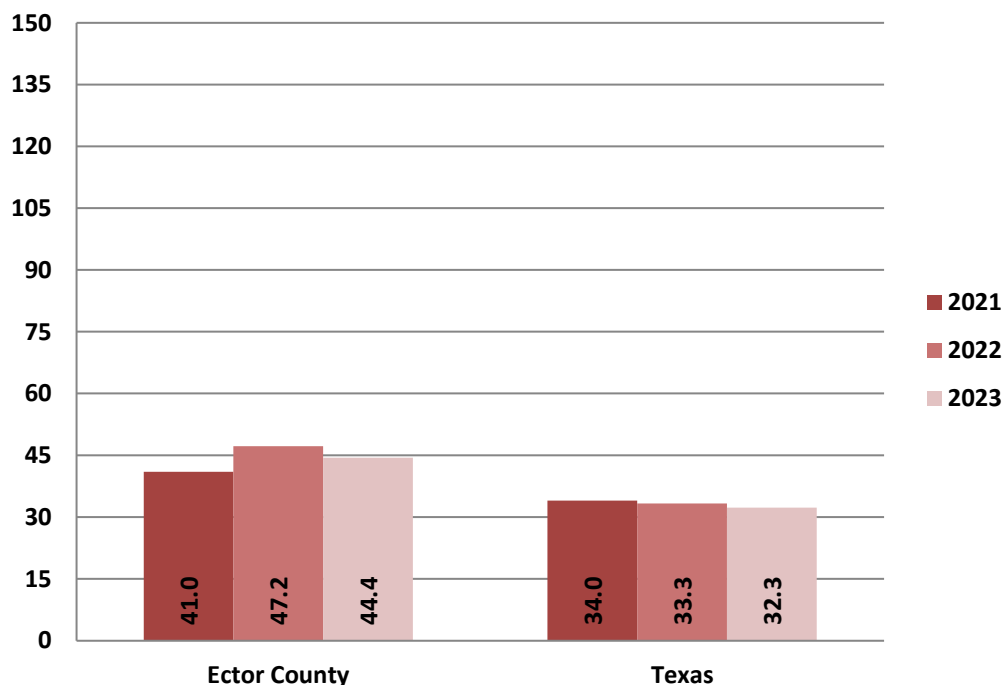
Note: Crude rates use the most current Vintage postcensal series released by the Census Bureau. Crude death rates are per 100,000. Data has been pulled in 3-year sets of moving averages for purposes of statistical reliability.

Health Status

Mortality – Chronic Lower Respiratory Disease

- Chronic lower respiratory disease (CLRD) is the seventh leading cause of death in Ector County and the state (2021-2023).
- Between 2021 and 2023, CLRD mortality rates increased in Ector County and decreased in the state.
- In 2023, the CLRD mortality rate in Ector County (44.4 per 100,000) was higher than the state rate (32.3 per 100,000).

Chronic Lower Respiratory Diseases, Crude Death Rates per 100,000, 2021-2023



LOCATION	2021		2022		2023		2021-2023	
	DEATHS	CRUDE DEATH RATE	DEATHS	CRUDE DEATH RATE	DEATHS	CRUDE DEATH RATE	DEATHS	CRUDE DEATH RATE
Ector County	66	41.0	76	47.2	73	44.4	215	44.2
Texas	10,026	34.0	10,014	33.3	9,848	32.3	29,888	33.2

Source: Centers for Disease Control and Prevention, National Center for Health Statistics, <http://wonder.cdc.gov/ucd-icd10.html>; data accessed February 10, 2025.

Note: Due to policy changes in data provision from the census, age-adjusted rates at the county level were unable to be provided at the time of the report. Crude rates were used in the analysis and should be interpreted with caution when comparing separate geographic areas.

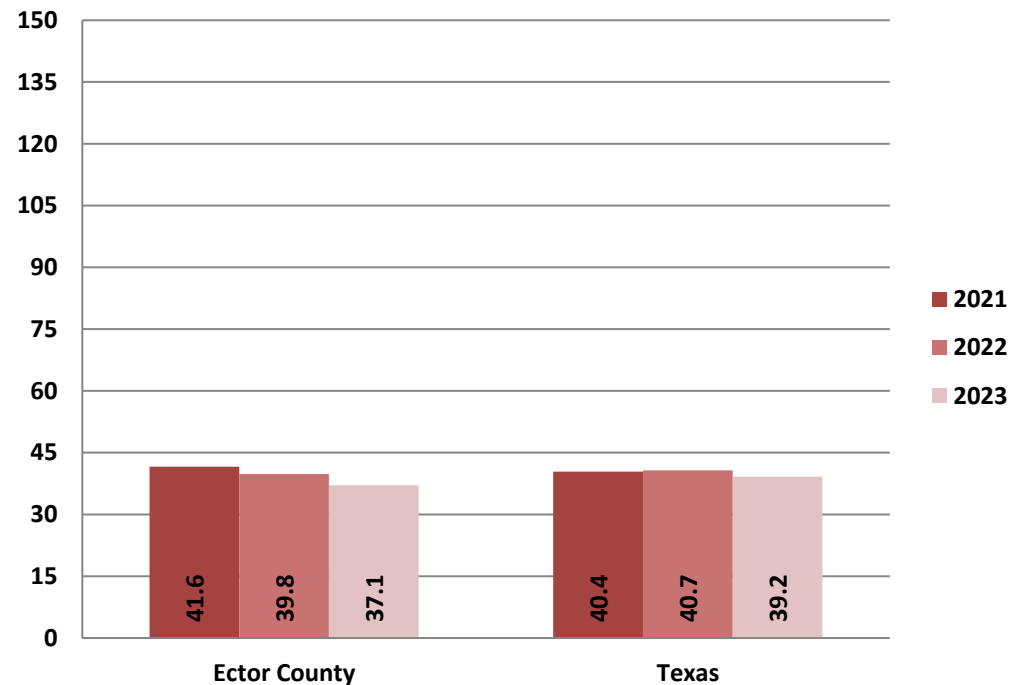
Note: Crude rates use the most current Vintage postcensal series released by the Census Bureau. Crude death rates are per 100,000. Data has been pulled in 3-year sets of moving averages for purposes of statistical reliability.

Health Status

Mortality – Cerebrovascular Diseases

- Cerebrovascular diseases are the eighth leading cause of death in Ector County and the fifth leading cause of death in the state (2021-2023).
- Between 2021 and 2023, the cerebrovascular diseases mortality rate decreased in Ector County and the state.
- In 2023, the cerebrovascular diseases mortality rate in Ector County (37.1 per 100,000) was lower than the state rate (39.2 per 100,000).

Cerebrovascular Diseases, Crude Death Rates per 100,000, 2021-2023



LOCATION	2021		2022		2023		2021-2023	
	DEATHS	CRUDE DEATH RATE	DEATHS	CRUDE DEATH RATE	DEATHS	CRUDE DEATH RATE	DEATHS	CRUDE DEATH RATE
Ector County	67	41.6	64	39.8	61	37.1	192	39.5
Texas	11,944	40.4	12,225	40.7	11,961	39.2	36,130	40.1

Source: Centers for Disease Control and Prevention, National Center for Health Statistics, <http://wonder.cdc.gov/ucd-icd10.html>; data accessed February 10, 2025.

Note: Due to policy changes in data provision from the census, age-adjusted rates at the county level were unable to be provided at the time of the report. Crude rates were used in the analysis and should be interpreted with caution when comparing separate geographic areas.

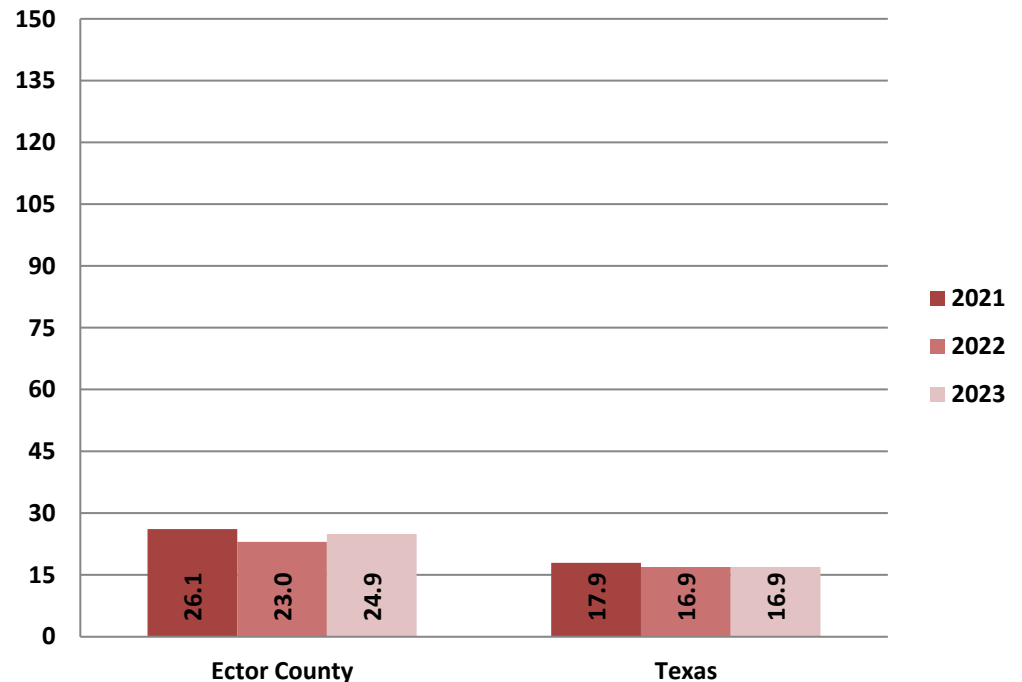
Note: Crude rates use the most current Vintage postcensal series released by the Census Bureau. Crude death rates are per 100,000. Data has been pulled in 3-year sets of moving averages for purposes of statistical reliability.

Health Status

Mortality – Chronic Liver Disease and Cirrhosis

- Chronic liver disease and cirrhosis is the ninth leading cause of death in Ector County and the state (2021-2023).
- Between 2021 and 2023, chronic liver disease and cirrhosis mortality rates decreased in Ector County and the state.
- In 2023, the chronic liver disease and cirrhosis mortality rate in Ector County (24.9 per 100,000) was higher than the state rate (16.9 per 100,000).

Chronic Liver Disease And Cirrhosis, Crude Death Rates per 100,000, 2021-2023



LOCATION	2021		2022		2023		2021-2023	
	DEATHS	CRUDE DEATH RATE	DEATHS	CRUDE DEATH RATE	DEATHS	CRUDE DEATH RATE	DEATHS	CRUDE DEATH RATE
Ector County	42	26.1	37	23.0	41	24.9	120	24.7
Texas	5,273	17.9	5,079	16.9	5,168	16.9	15,520	17.2

Source: Centers for Disease Control and Prevention, National Center for Health Statistics, <http://wonder.cdc.gov/ucd-icd10.html>; data accessed February 10, 2025.

Note: Due to policy changes in data provision from the census, age-adjusted rates at the county level were unable to be provided at the time of the report. Crude rates were used in the analysis and should be interpreted with caution when comparing separate geographic areas.

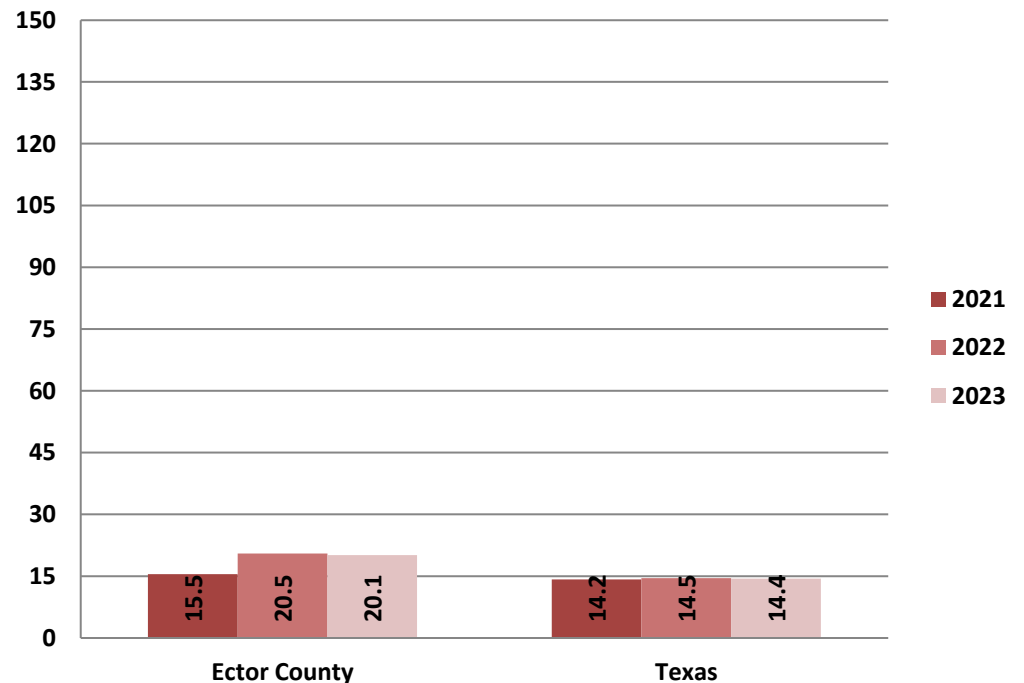
Note: Crude rates use the most current Vintage postcensal series released by the Census Bureau. Crude death rates are per 100,000. Data has been pulled in 3-year sets of moving averages for purposes of statistical reliability.

Health Status

Mortality – Intentional Self-Harm (Suicide)

- Intentional self-harm (suicide) is the tenth leading cause of death in Ector County and is not a leading cause of death in the state (2021-2023).
- Between 2021 and 2023, suicide mortality rates increased in Ector County and the state.
- In 2023, the suicide mortality rate in Ector County (20.1 per 100,000) was higher than the state rate (14.4 per 100,000).

Intentional Self-Harm (Suicide), Crude Death Rates per 100,000, 2021-2023



LOCATION	2021		2022		2023		2021-2023	
	DEATHS	CRUDE DEATH RATE	DEATHS	CRUDE DEATH RATE	DEATHS	CRUDE DEATH RATE	DEATHS	CRUDE DEATH RATE
Ector County	25	15.5	33	20.5	33	20.1	91	18.7
Texas	4,193	14.2	4,368	14.5	4,382	14.4	12,943	14.4

Source: Centers for Disease Control and Prevention, National Center for Health Statistics, <http://wonder.cdc.gov/ucd-icd10.html>; data accessed February 10, 2025.

Note: Due to policy changes in data provision from the census, age-adjusted rates at the county level were unable to be provided at the time of the report. Crude rates were used in the analysis and should be interpreted with caution when comparing separate geographic areas.

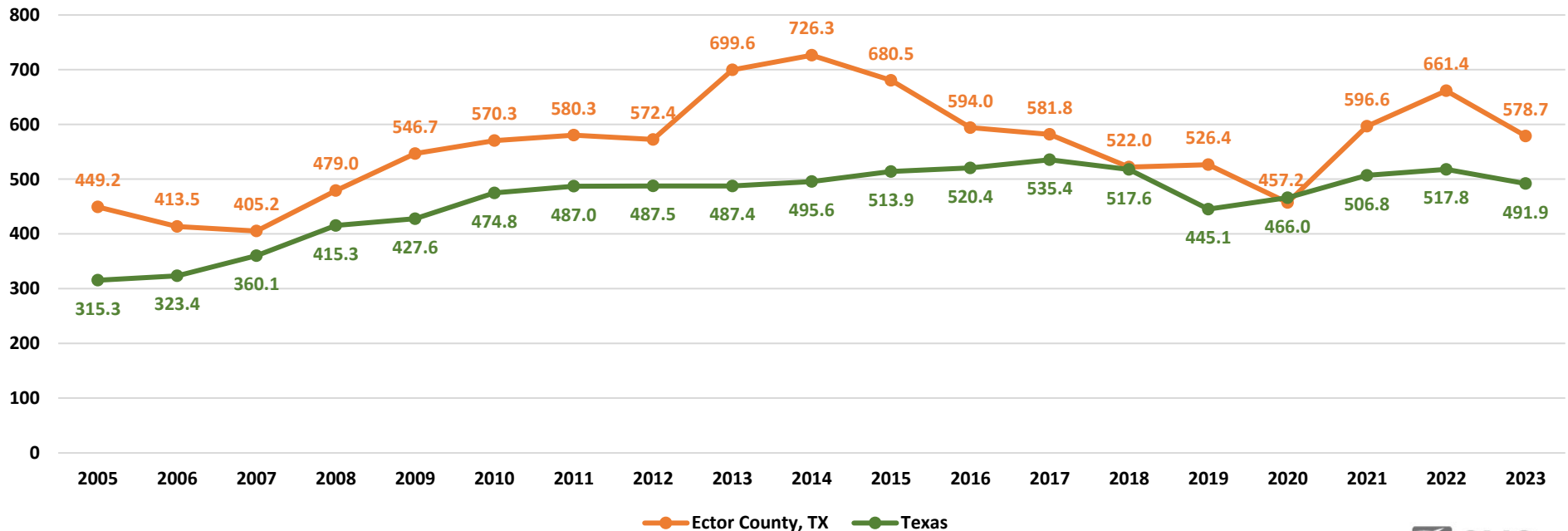
Note: Crude rates use the most current Vintage postcensal series released by the Census Bureau. Crude death rates are per 100,000. Data has been pulled in 3-year sets of moving averages for purposes of statistical reliability.

Health Status

Communicable Diseases – Chlamydia

- Between 2005 and 2023, the chlamydia incidence rate in Ector County increased and remained higher than the state for the majority of years during that timeframe.
- In 2023, the chlamydia incidence rate in Ector County (578.7 per 100,000) was higher than the state rate (491.9 per 100,000).

Chlamydia Incidence Rates by Year



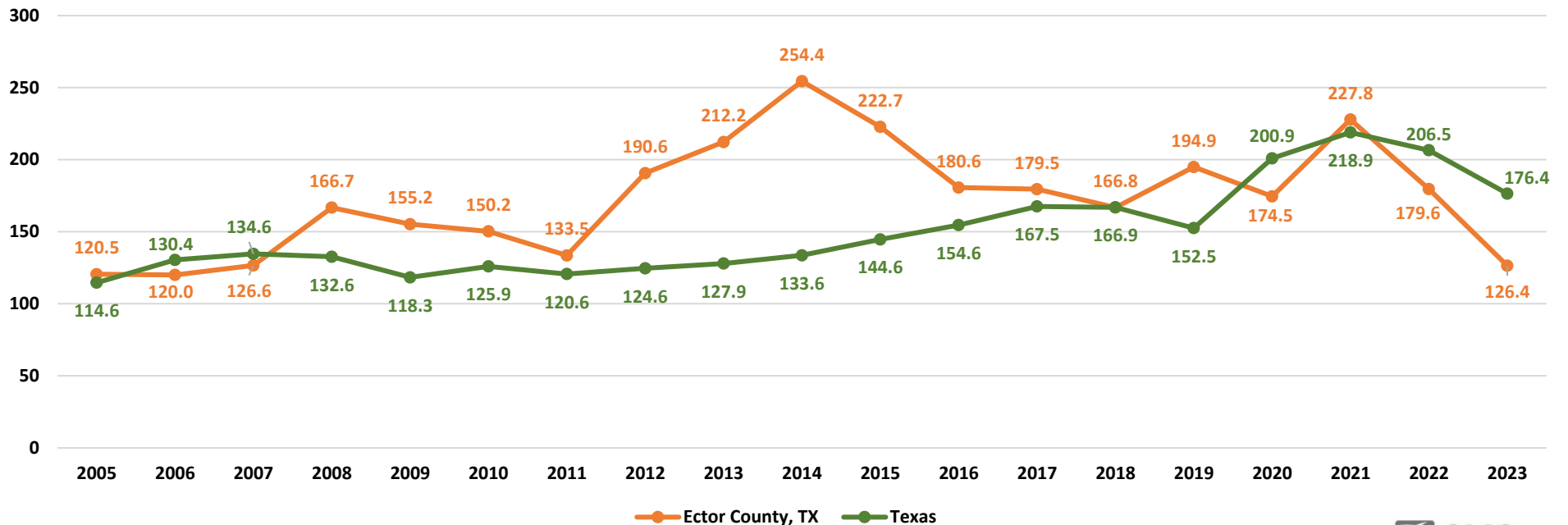
Source: SparkMap, Health Indicator Report: logged in and filtered for Ector County, TX, <https://sparkmap.org/report/>; data accessed February 18, 2025.

Health Status

Communicable Diseases – Gonorrhea

- Between 2005 and 2023, the gonorrhea incidence rate in Ector County fluctuated and remained higher than the state for the majority of years during that timeframe.
- In 2023, the gonorrhea incidence rate in Ector County (126.4 per 100,000) was lower than the state rate (176.4 per 100,000).

Gonorrhea Incidence Rates by Year



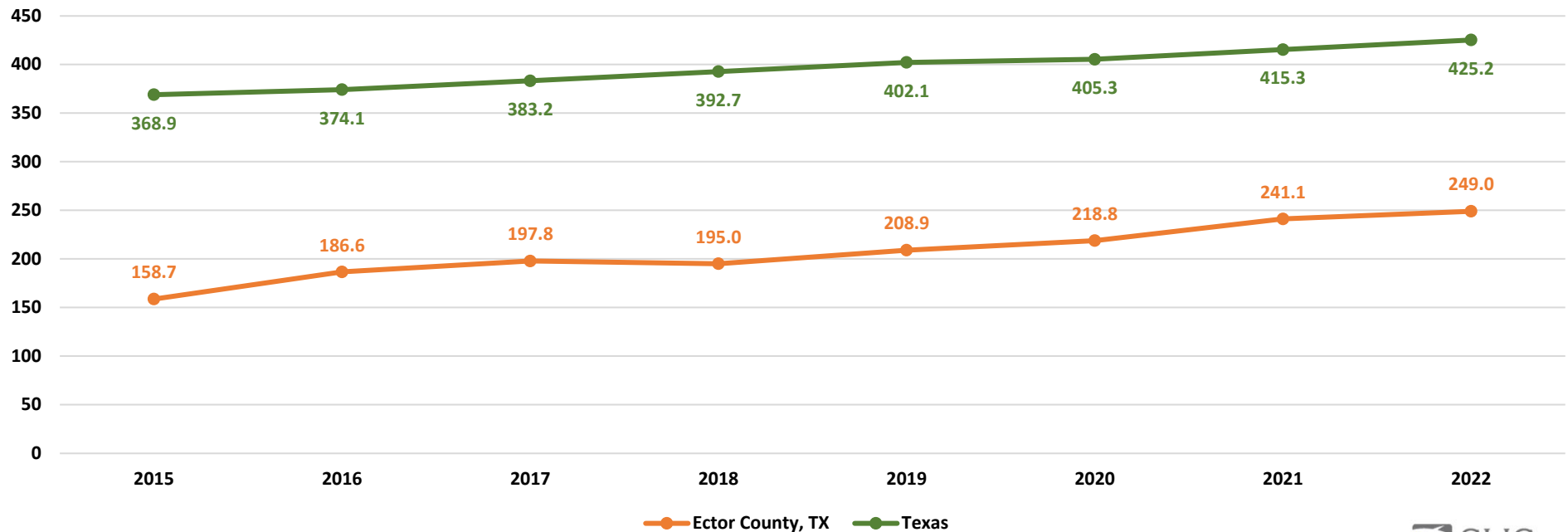
Source: SparkMap, Health Indicator Report: logged in and filtered for Ector County, TX, <https://sparkmap.org/report/>; data accessed February 18, 2025.

Health Status

Communicable Diseases – HIV

- Between 2015 and 2022, the HIV prevalence rate in Ector County increased and remained lower than the state during that timeframe.
- In 2022, the HIV prevalence rate in Ector County (249.0 per 100,000) was lower than the state rate (425.2 per 100,000).

HIV Prevalence Rates by Year



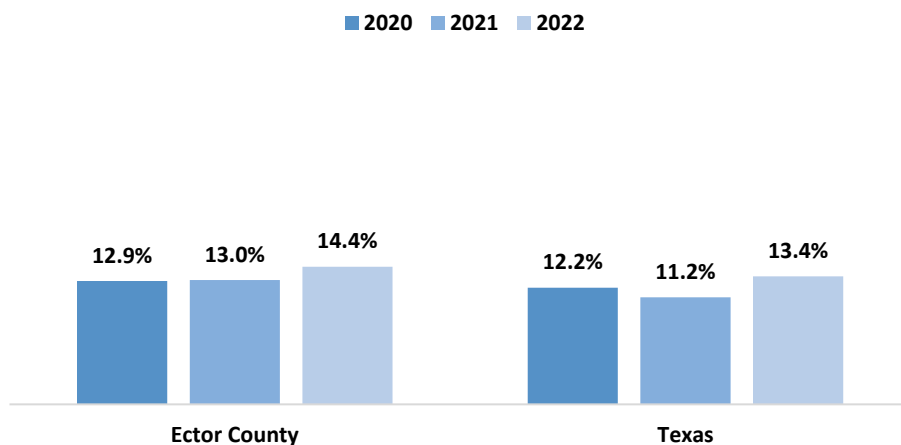
Source: SparkMap, Health Indicator Report: logged in and filtered for Ector County, TX, <https://sparkmap.org/report/>; data accessed February 18, 2025.

Health Status

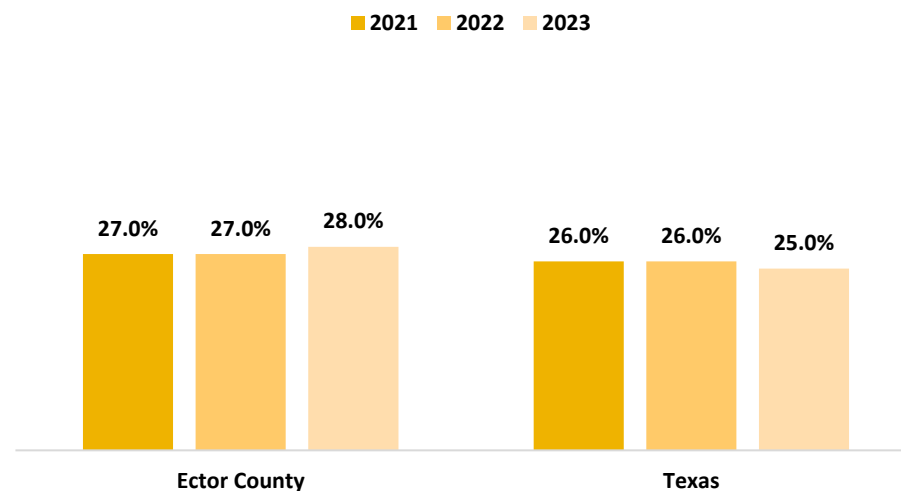
Chronic Conditions – Diabetes

- Between 2020 and 2022, the percentage of adults (age 18+) with diabetes in Ector County and the state increased.
- In 2022, Ector County (14.4%) had a higher percentage of adults (age 18+) with diabetes than the state (13.4%).
- Between 2021 and 2023, the percentage of Medicare beneficiaries with diabetes in Ector County increased while the state decreased.
- In 2023, Ector County (28.0%) had a higher percentage of Medicare beneficiaries with diabetes than the state (25.0%).

**Diabetes, Percentage, Adults (age 18+),
2020-2022**



Diabetes, Percentage, Medicare, 2021-2023



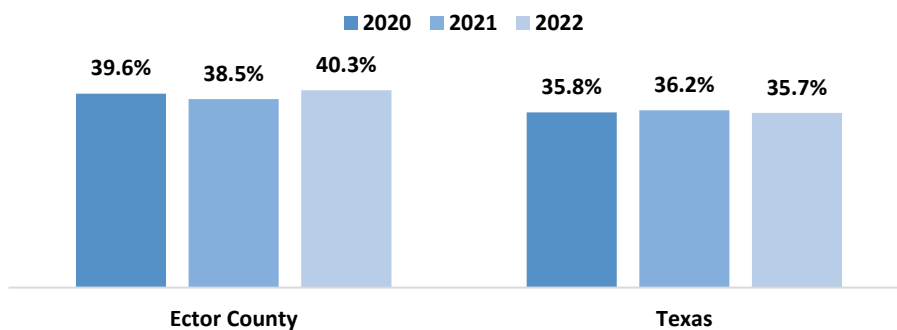
Source: Centers for Medicare & Medicaid Services, Office of Minority Health: Mapping Medicare Disparities, <https://data.cms.gov/mapping-medicare-disparities>; information accessed April 30, 2025.
Source: Center for Disease Control and Prevention, PLACES: County Data (GIS Friendly Format), 2022 release, filtered for Ector County, TX, https://data.cdc.gov/500-Cities-Places/PLACES-County-Data-GIS-Friendly-Format-2022-releas/xyst-f73f/about_data, data accessed October 16, 2024.
Source: Center for Disease Control and Prevention, PLACES: County Data (GIS Friendly Format), 2023 release, filtered for Ector County, TX, https://data.cdc.gov/500-Cities-Places/PLACES-County-Data-GIS-Friendly-Format-2023-releas/7cmc-7y5g/about_data, data accessed October 16, 2024.
Source: Center for Disease Control and Prevention, PLACES: County Data (GIS Friendly Format), 2024 release, filtered for Ector County, TX, https://data.cdc.gov/500-Cities-Places/PLACES-County-Data-GIS-Friendly-Format-2024-releas/i46a-9kgh/about_data, data accessed October 16, 2024.
Source: Center for Disease Control and Prevention, Chronic Disease Indicators, filtered for Texas; <https://www.cdc.gov/cdi/>, data accessed October 16, 2024.
Definition: Has a doctor, nurse, or other health professional ever told you that you have diabetes?

Health Status

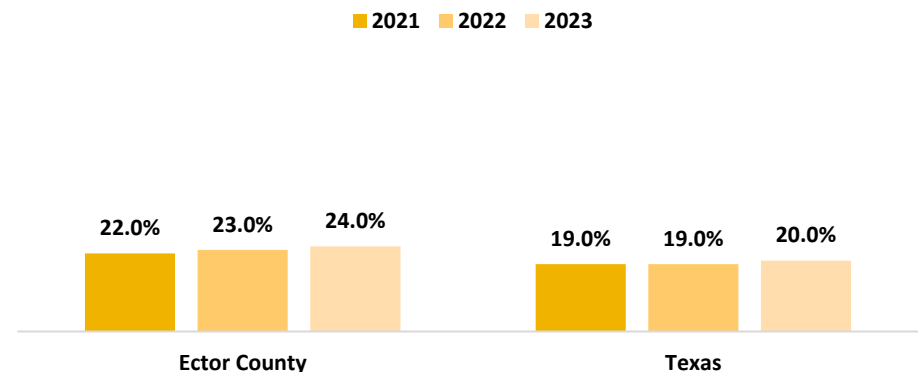
Chronic Conditions – Obesity

- Between 2020 and 2022, the percentage of adults (age 18+) who are obese in Ector County overall increased and the state slightly decreased.
- In 2022, Ector County (40.3%) had a higher percentage of adults (age 18+) who are obese than the state (35.7%).
- Between 2021 and 2023, the percentage of Medicare beneficiaries who are obese in Ector County and the state increased.
- In 2023, Ector County (24.0%) had a higher percentage of Medicare beneficiaries who are obese than the state (20.0%).

**Obesity, Percentage, Adults (age 18+),
2020-2022**



Obesity, Percentage, Medicare, 2021-2023



Source: Centers for Medicare & Medicaid Services, Office of Minority Health: Mapping Medicare Disparities, <https://data.cms.gov/mapping-medicare-disparities>; information accessed April 30, 2025.

Source: Center for Disease Control and Prevention, PLACES: County Data (GIS Friendly Format), 2022 release, filtered for Ector County, TX, https://data.cdc.gov/500-Cities-Places/PLACES-County-Data-GIS-Friendly-Format-2022-releas/xyst-f73f/about_data, data accessed October 16, 2024.

Source: Center for Disease Control and Prevention, PLACES: County Data (GIS Friendly Format), 2023 release, filtered for Ector County, TX, https://data.cdc.gov/500-Cities-Places/PLACES-County-Data-GIS-Friendly-Format-2023-releas/7cmc-7y5g/about_data, data accessed October 16, 2024.

Source: Center for Disease Control and Prevention, PLACES: County Data (GIS Friendly Format), 2024 release, filtered for Ector County, TX, https://data.cdc.gov/500-Cities-Places/PLACES-County-Data-GIS-Friendly-Format-2024-releas/i46a-9kgh/about_data, data accessed October 16, 2024.

Source: Center for Disease Control and Prevention, Chronic Disease Indicators, filtered for Texas; <https://www.cdc.gov/cdi/>, data accessed October 16, 2024.

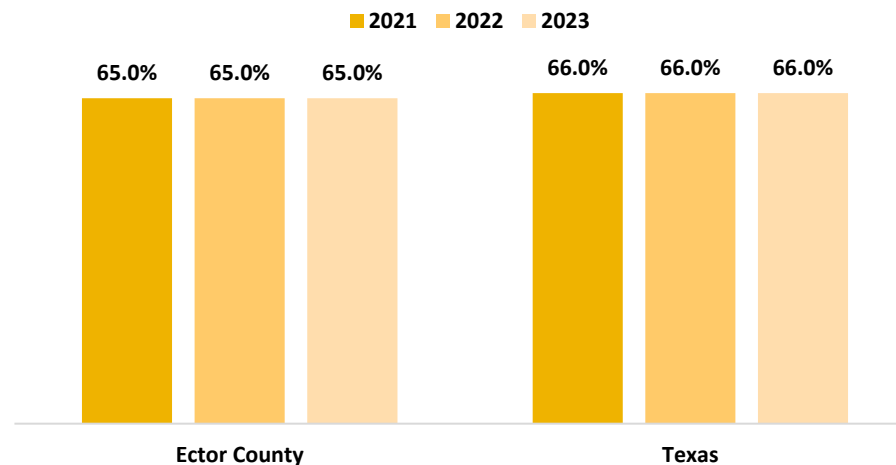
Definition: BMI is (weight in lbs. divided by (height in inches squared)) times 703. Recommended BMI is 18.5 to 24.9. Obese is => 30.0.

Health Status

Chronic Conditions – Hypertension

- Between 2021 and 2023, the percentage of Medicare beneficiaries with hypertension in Ector County and the state remained steady.
- In 2023, Ector County (65.0%) had a slightly lower percentage of Medicare beneficiaries with hypertension than the state (66.0%).

Hypertension, Percentage, Medicare, 2021-2023

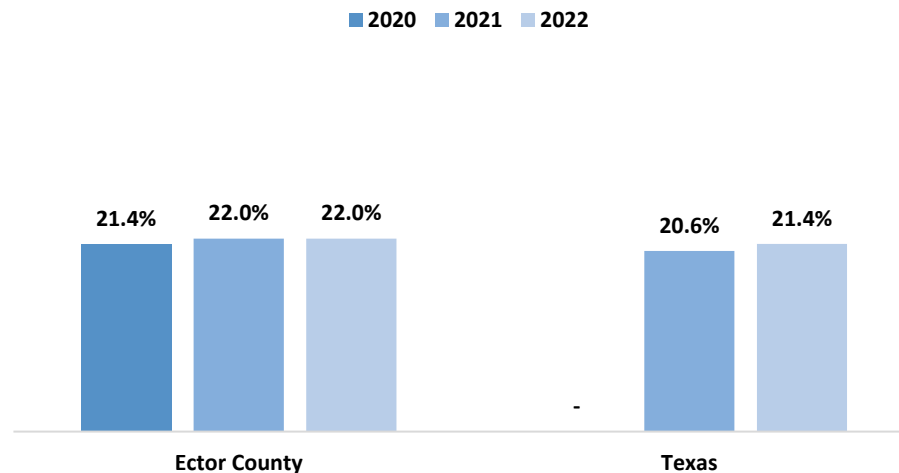


Health Status

Chronic Conditions – Arthritis

- Between 2020 and 2022, the percentage of adults (age 18+) with arthritis in Ector County increased.
- In 2022, Ector County (22.0%) had a slightly higher percentage of adults (age 18+) who have arthritis than the state (21.4%).

Arthritis, Percentage, Adults (age 18+),
2020-2022



Source: Center for Disease Control and Prevention, PLACES: County Data (GIS Friendly Format), 2022 release, filtered for Ector County, TX, https://data.cdc.gov/500-Cities-Places/PLACES-County-Data-GIS-Friendly-Format-2022-releas/xyst-f73f/about_data, data accessed October 16, 2024.

Source: Center for Disease Control and Prevention, PLACES: County Data (GIS Friendly Format), 2023 release, filtered for Ector County, TX, https://data.cdc.gov/500-Cities-Places/PLACES-County-Data-GIS-Friendly-Format-2023-releas/7cmc-7y5g/about_data, data accessed October 16, 2024.

Source: Center for Disease Control and Prevention, PLACES: County Data (GIS Friendly Format), 2024 release, filtered for Ector County, TX, https://data.cdc.gov/500-Cities-Places/PLACES-County-Data-GIS-Friendly-Format-2024-releas/i46a-9kgh/about_data, data accessed October 16, 2024.

Source: Center for Disease Control and Prevention, Chronic Disease Indicators, filtered for Texas; <https://www.cdc.gov/cdi/>, data accessed October 16, 2024.

Definition: Has a doctor, nurse, or other health professional ever told you that you have some form of arthritis, rheumatoid arthritis, gout, lupus, or fibromyalgia?

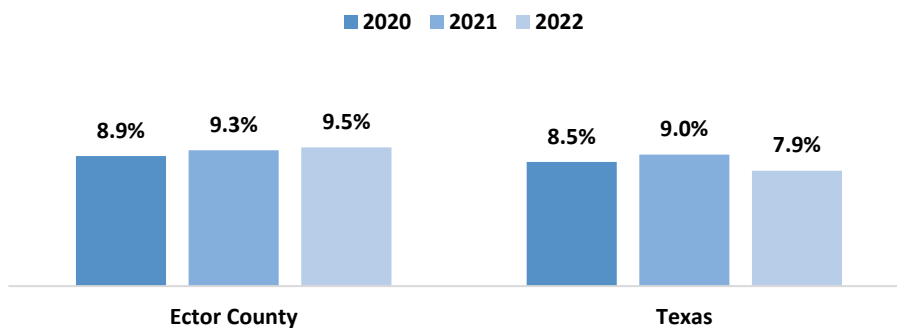
Note: Data may be missing due to factors such as a small sample size, the question not being asked in a particular year, or the source used to collect the data being limited to core questions asked nationwide across all states.

Health Status

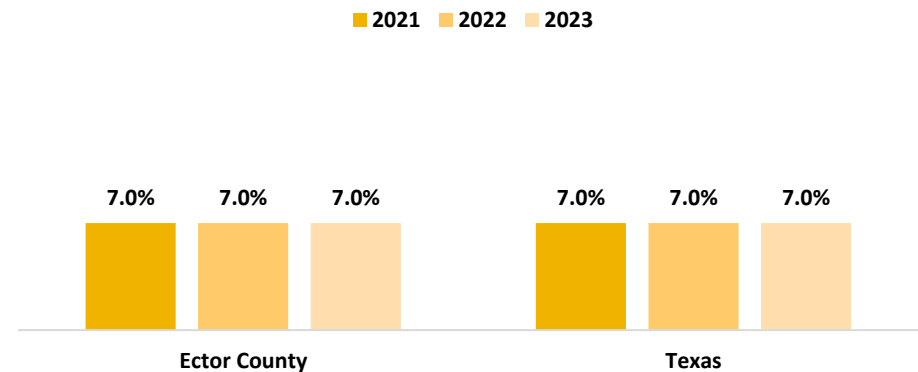
Chronic Conditions – Asthma

- Between 2020 and 2022, the percentage of adults (age 18+) with asthma in Ector County increased and the state overall decreased.
- In 2022, Ector County (9.5%) had a higher percentage of adults (age 18+) with asthma than the state (7.9%).
- Between 2021 and 2023, the percentage of Medicare beneficiaries with asthma in Ector County and the state remained steady.
- In 2023, the percentage of Medicare beneficiaries with asthma in Ector County (7.0%) was consistent with the state (7.0%).

Asthma, Percentage, Adults (age 18+), 2020-2022



Asthma, Percentage, Medicare, 2021-2023



Source: Centers for Medicare & Medicaid Services, Office of Minority Health: Mapping Medicare Disparities, <https://data.cms.gov/mapping-medicare-disparities>; information accessed April 30, 2025.

Source: Center for Disease Control and Prevention, PLACES: County Data (GIS Friendly Format), 2022 release, filtered for Ector County, TX, https://data.cdc.gov/500-Cities-Places/PLACES-County-Data-GIS-Friendly-Format-2022-releas/xyst-f73f/about_data, data accessed October 16, 2024.

Source: Center for Disease Control and Prevention, PLACES: County Data (GIS Friendly Format), 2023 release, filtered for Ector County, TX, https://data.cdc.gov/500-Cities-Places/PLACES-County-Data-GIS-Friendly-Format-2023-releas/7cmc-7y5g/about_data, data accessed October 16, 2024.

Source: Center for Disease Control and Prevention, PLACES: County Data (GIS Friendly Format), 2024 release, filtered for Ector County, TX, https://data.cdc.gov/500-Cities-Places/PLACES-County-Data-GIS-Friendly-Format-2024-releas/i46a-9kgh/about_data, data accessed October 16, 2024.

Source: Center for Disease Control and Prevention, Chronic Disease Indicators, filtered for Texas; <https://www.cdc.gov/cdi/>, data accessed October 16, 2024.

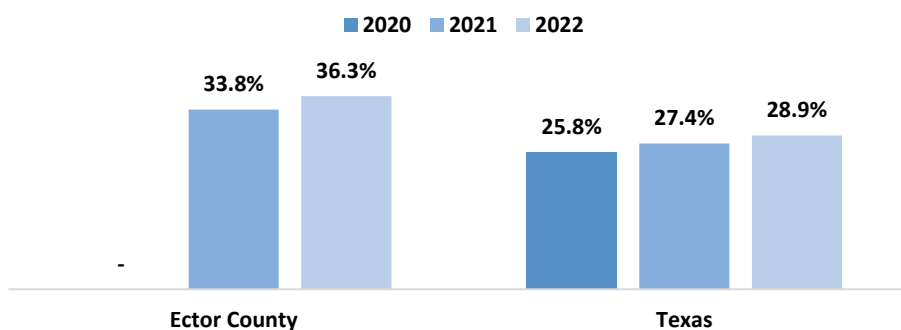
Definition: Has a doctor, nurse, or other health professional ever told you that you have asthma?

Health Status

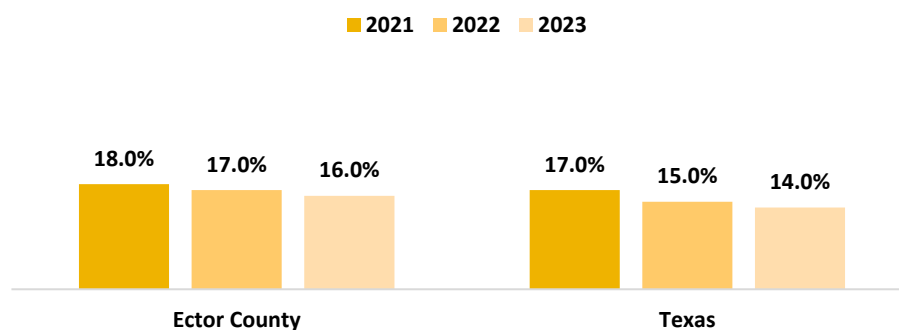
Chronic Conditions – Disability

- Between 2020 and 2022, the percentage of adults with a disability in the state increased.
- In 2022, Ector County (36.3%) had a higher percentage of adults (age 18+) with a disability than the state (28.9%).
- Between 2021 and 2023, the percentage of Medicare beneficiaries with a disability in Ector County and the state decreased.
- In 2023, Ector County (16.0%) had a higher percentage of Medicare beneficiaries with a disability than the state (14.0%).

Disability, Percentage, Adults (age 18+), 2020-2022



Disability (reason for Medicare eligibility), Percentage, Medicare, 2021-2023



Source: Centers for Medicare & Medicaid Services, Office of Minority Health: Mapping Medicare Disparities, <https://data.cms.gov/mapping-medicare-disparities>; information accessed April 30, 2025.

Source: Center for Disease Control and Prevention, PLACES: County Data (GIS Friendly Format), 2022 release, filtered for Ector County, TX, https://data.cdc.gov/500-Cities-Places/PLACES-County-Data-GIS-Friendly-Format-2022-releas/xyst-f73f/about_data, data accessed October 16, 2024.

Source: Center for Disease Control and Prevention, PLACES: County Data (GIS Friendly Format), 2023 release, filtered for Ector County, TX, https://data.cdc.gov/500-Cities-Places/PLACES-County-Data-GIS-Friendly-Format-2023-releas/7cmc-7y5g/about_data, data accessed October 16, 2024.

Source: Center for Disease Control and Prevention, PLACES: County Data (GIS Friendly Format), 2024 release, filtered for Ector County, TX, https://data.cdc.gov/500-Cities-Places/PLACES-County-Data-GIS-Friendly-Format-2024-releas/i46a-9kgh/about_data, data accessed October 16, 2024.

Source: Center for Disease Control and Prevention, Chronic Disease Indicators, filtered for Texas; <https://www.cdc.gov/cdi/>, data accessed October 16, 2024.

Definition: adults who said yes to at least one of six disability questions below. "Are you deaf or do you have serious difficulty hearing?", "Are you blind or do you have serious difficulty seeing, even when wearing glasses?", "Because of a physical, mental, or emotional condition, do you have serious difficulty concentrating, remembering, or making decisions?", "Do you have serious difficulty walking or climbing stairs?", "Do you have difficulty dressing or bathing?", or "Because of a physical, mental, or emotional condition, do you have difficulty doing errands alone such as visiting a doctor's office or shopping?"

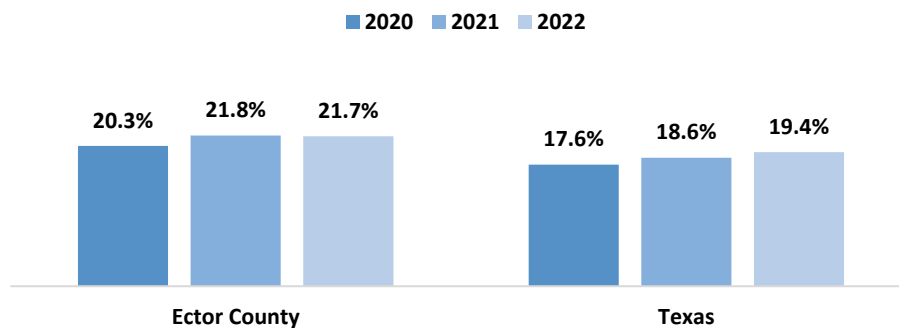
Note: Data may be missing due to factors such as a small sample size, the question not being asked in a particular year, or the source used to collect the data being limited to core questions asked nationwide across all states.

Health Status

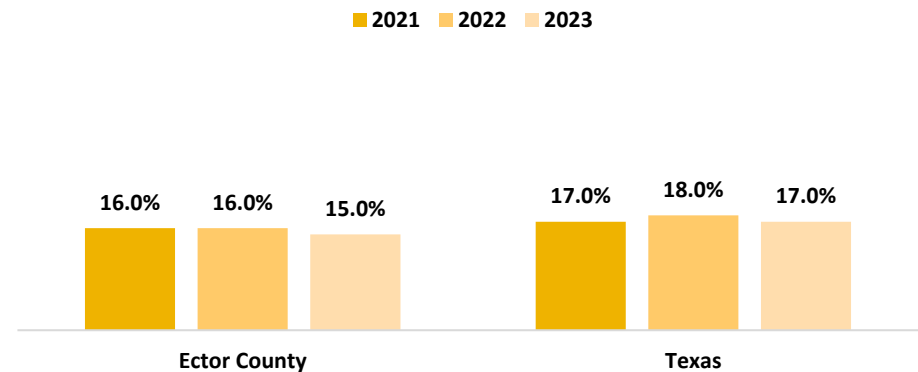
Mental Health – Depressive Disorders

- Between 2020 and 2022, the percentage of adults (age 18+) with depression in Ector County and the state increased.
- In 2022, Ector County (21.7%) had a higher percentage of adults (age 18+) with depression than the state (19.4%).
- Between 2021 and 2023, the percentage of Medicare beneficiaries with depression in Ector County decreased while the state remained consistent.
- In 2023, Ector County (15.0%) had a lower percentage of Medicare beneficiaries with depression than the state (17.0%).

Depression, Percentage, Adults (age 18+), 2020-2022



Depression, Percentage, Medicare, 2021-2023



Source: Centers for Medicare & Medicaid Services, Office of Minority Health: Mapping Medicare Disparities, <https://data.cms.gov/mapping-medicare-disparities>; information accessed April 30, 2025.

Source: Center for Disease Control and Prevention, PLACES: County Data (GIS Friendly Format), 2022 release, filtered for Ector County, TX, https://data.cdc.gov/500-Cities-Places/PLACES-County-Data-GIS-Friendly-Format-2022-releas/xyst-f73f/about_data, data accessed October 16, 2024.

Source: Center for Disease Control and Prevention, PLACES: County Data (GIS Friendly Format), 2023 release, filtered for Ector County, TX, https://data.cdc.gov/500-Cities-Places/PLACES-County-Data-GIS-Friendly-Format-2023-releas/7cmc-7y5g/about_data, data accessed October 16, 2024.

Source: Center for Disease Control and Prevention, PLACES: County Data (GIS Friendly Format), 2024 release, filtered for Ector County, TX, https://data.cdc.gov/500-Cities-Places/PLACES-County-Data-GIS-Friendly-Format-2024-releas/i46a-9kgh/about_data, data accessed October 16, 2024.

Source: Center for Disease Control and Prevention, Chronic Disease Indicators, filtered for Texas; <https://www.cdc.gov/cdi/>, data accessed October 16, 2024.

Definition: Has a doctor, nurse, or other health professional ever told you that you have a depressive disorder including depression, major depression, dysthymia, or minor depression?

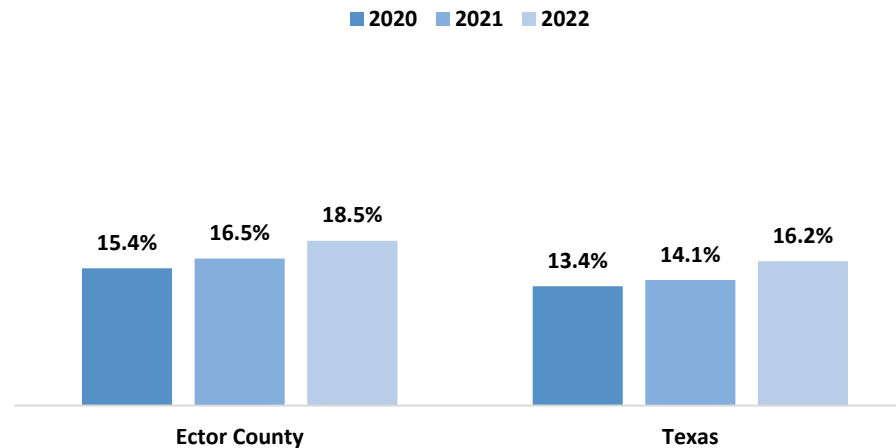


Health Status

Mental Health – Frequent Mental Distress

- Between 2020 and 2022, the percentage of adults (age 18+) who self-reported that their mental health was not good for 14+ days increased in Ector County and the state.
- In 2022, Ector County (18.5%) had a higher percentage of adults (age 18+) who self-reported that their mental health was not good for 14+ days than the state (16.2%).

**Frequent Mental Distress, Percentage, Adults
(age 18+),
2020-2022**



Source: Center for Disease Control and Prevention, PLACES: County Data (GIS Friendly Format), 2022 release, filtered for Ector County, TX, https://data.cdc.gov/500-Cities-Places/PLACES-County-Data-GIS-Friendly-Format-2022-releas/xyst-f73f/about_data, data accessed October 16, 2024.

Source: Center for Disease Control and Prevention, PLACES: County Data (GIS Friendly Format), 2023 release, filtered for Ector County, TX, https://data.cdc.gov/500-Cities-Places/PLACES-County-Data-GIS-Friendly-Format-2023-releas/7cmc-7y5g/about_data, data accessed October 16, 2024.

Source: Center for Disease Control and Prevention, PLACES: County Data (GIS Friendly Format), 2024 release, filtered for Ector County, TX, https://data.cdc.gov/500-Cities-Places/PLACES-County-Data-GIS-Friendly-Format-2024-releas/i46a-9kgh/about_data, data accessed October 16, 2024.

Source: Center for Disease Control and Prevention, Chronic Disease Indicators, filtered for Texas; <https://www.cdc.gov/cdi/>, data accessed October 16, 2024.

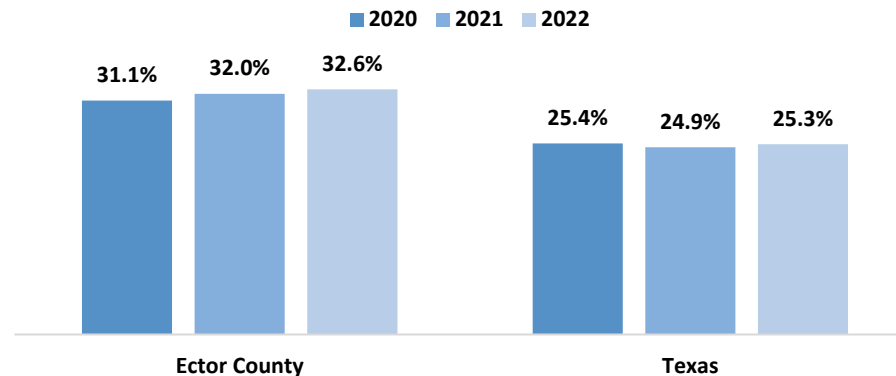
Definition: Respondents who report that their mental health (including stress, depression, and problems with emotions) was not good for 14 or more days during the past 30 days.

Health Status

Health Behaviors – Physical Inactivity

- Between 2020 and 2022, the percentage of adults (age 18+) who reported having no leisure-time for physical activity in Ector County increased and the state remained consistent.
- In 2022, Ector County (32.6%) had a higher percentage of adults (age 18+) who reported having no leisure-time for physical activity than the state (25.3%).

No Leisure-Time For Physical Activity,
Percentage, Adults (age 18+),
2020-2022



Source: Center for Disease Control and Prevention, PLACES: County Data (GIS Friendly Format), 2022 release, filtered for Ector County, TX, https://data.cdc.gov/500-Cities-Places/PLACES-County-Data-GIS-Friendly-Format-2022-releas/xyst-f73f/about_data, data accessed October 16, 2024.

Source: Center for Disease Control and Prevention, PLACES: County Data (GIS Friendly Format), 2023 release, filtered for Ector County, TX, https://data.cdc.gov/500-Cities-Places/PLACES-County-Data-GIS-Friendly-Format-2023-releas/7cmc-7y5g/about_data, data accessed October 16, 2024.

Source: Center for Disease Control and Prevention, PLACES: County Data (GIS Friendly Format), 2024 release, filtered for Ector County, TX, https://data.cdc.gov/500-Cities-Places/PLACES-County-Data-GIS-Friendly-Format-2024-releas/i46a-9kgh/about_data, data accessed October 16, 2024.

Source: Center for Disease Control and Prevention, Chronic Disease Indicators, filtered for Texas; <https://www.cdc.gov/cdi/>, data accessed October 16, 2024.

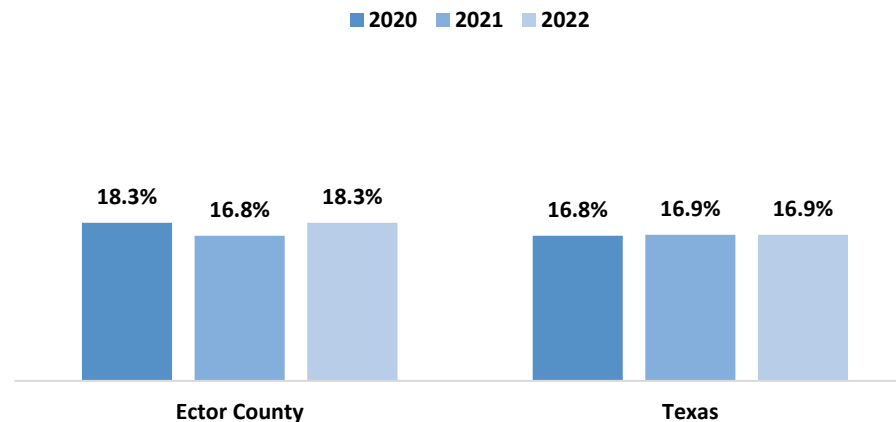
Definition: Respondents who answered “no” to the following question: “During the past month, other than your regular job, did you participate in any physical activities or exercises such as running, calisthenics, golf, gardening, or walking for exercise?”

Health Status

Health Behaviors – Binge Drinking

- Between 2020 and 2022, the percentage of adults (age 18+) who binge drink in Ector County fluctuated while the state remained consistent.
- In 2022, Ector County (18.3%) had a higher percentage of adults (age 18+) who binge drink than the state (16.9%).

Binge Drinking, Percentage, Adults (age 18+),
2020-2022



Source: Center for Disease Control and Prevention, PLACES: County Data (GIS Friendly Format), 2022 release, filtered for Ector County, TX, https://data.cdc.gov/500-Cities-Places/PLACES-County-Data-GIS-Friendly-Format-2022-releas/xyst-f73f/about_data, data accessed October 16, 2024.

Source: Center for Disease Control and Prevention, PLACES: County Data (GIS Friendly Format), 2023 release, filtered for Ector County, TX, https://data.cdc.gov/500-Cities-Places/PLACES-County-Data-GIS-Friendly-Format-2023-releas/7cmc-7y5g/about_data, data accessed October 16, 2024.

Source: Center for Disease Control and Prevention, PLACES: County Data (GIS Friendly Format), 2024 release, filtered for Ector County, TX, https://data.cdc.gov/500-Cities-Places/PLACES-County-Data-GIS-Friendly-Format-2024-releas/i46a-9kgh/about_data, data accessed October 16, 2024.

Source: Center for Disease Control and Prevention, Chronic Disease Indicators, filtered for Texas; <https://www.cdc.gov/cdi/>, data accessed October 16, 2024.

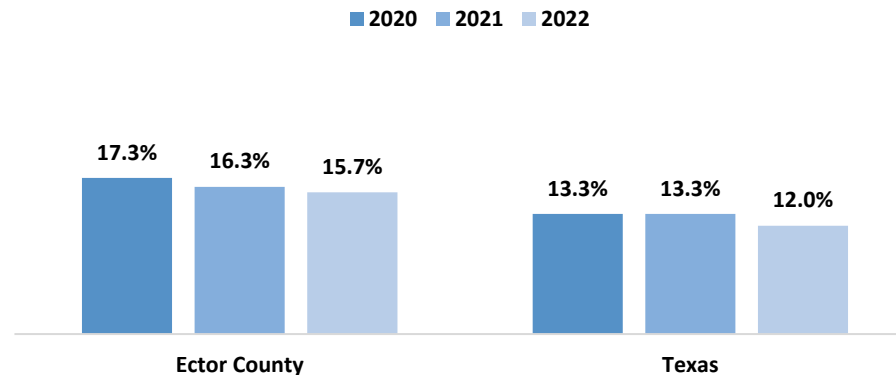
Definition: During the past 30 days, what is the largest number of drinks you had on any occasion? Respondents are classified as “at risk” for binge drinking if males reported consuming 5 or more and females reported consuming 4 or more alcoholic beverages at one time.

Health Status

Health Behaviors – Smoking

- Between 2020 and 2022, the percentage of adults (age 18+) who smoke in Ector County and the state decreased.
- In 2022, Ector County (15.7%) had a higher percentage of adults (age 18+) who smoke than the state (12.0%).

Smoking Status (Current Smoker), Percentage,
Adults (age 18+),
2020-2022



Source: Center for Disease Control and Prevention, PLACES: County Data (GIS Friendly Format), 2022 release, filtered for Ector County, TX, https://data.cdc.gov/500-Cities-Places/PLACES-County-Data-GIS-Friendly-Format-2022-releas/xyst-f73f/about_data, data accessed October 16, 2024.

Source: Center for Disease Control and Prevention, PLACES: County Data (GIS Friendly Format), 2023 release, filtered for Ector County, TX, https://data.cdc.gov/500-Cities-Places/PLACES-County-Data-GIS-Friendly-Format-2023-releas/7cmc-7y5g/about_data, data accessed October 16, 2024.

Source: Center for Disease Control and Prevention, PLACES: County Data (GIS Friendly Format), 2024 release, filtered for Ector County, TX, https://data.cdc.gov/500-Cities-Places/PLACES-County-Data-GIS-Friendly-Format-2024-releas/i46a-9kgh/about_data, data accessed October 16, 2024.

Source: Center for Disease Control and Prevention, Chronic Disease Indicators, filtered for Texas; <https://www.cdc.gov/cdi/>, data accessed October 16, 2024.

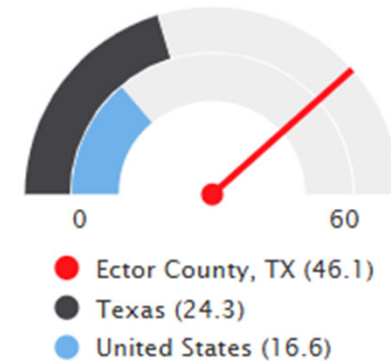
Definition: Respondents who report having smoked ≥ 100 cigarettes in their lifetime and currently smoke every day or some days.

Health Status

Maternal & Child Health – Teen Births

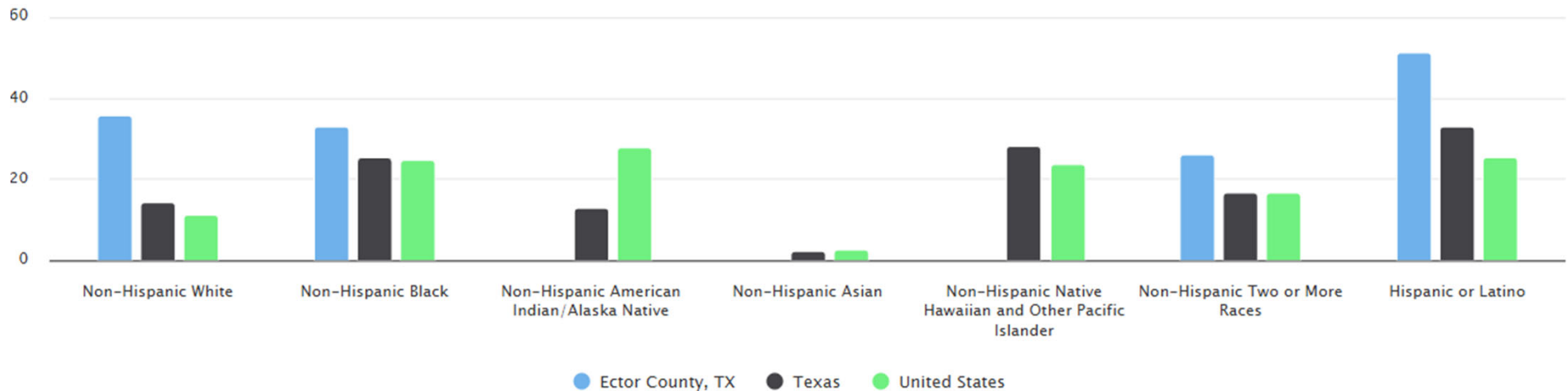
- Ector County (46.1 per 1,000) has a higher teen birth rate per 1,000 females (ages 15-19) than the state (24.3 per 1,000) and the nation (16.6 per 1,000) (2016-2022).
- Ector County has higher teen birth rates per 1,000 female population age 15-19 for the majority of racial/ethnic groups as compared to the state and the nation (2016-2022).

Teen Birth Rate Per 1,000 Female Population, Ages 15-19



Note: a green dial indicates that the county has a better rate than the state, and a red dial indicates that the county has a worse rate than the state.

Teen Birth Rate per 1,000 Female Population Age 15-19 by Race / Ethnicity



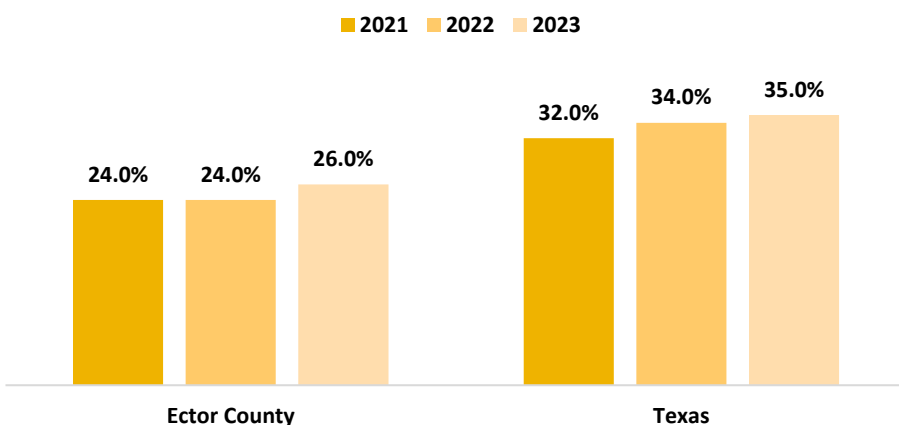
Source: SparkMap, Health Indicator Report: logged in and filtered for Ector County, TX, <https://sparkmap.org/report/>; data accessed March 13, 2025.
 Definition: teen birth rate per 1,000 female population age 15-19 by race / ethnicity.

Health Status

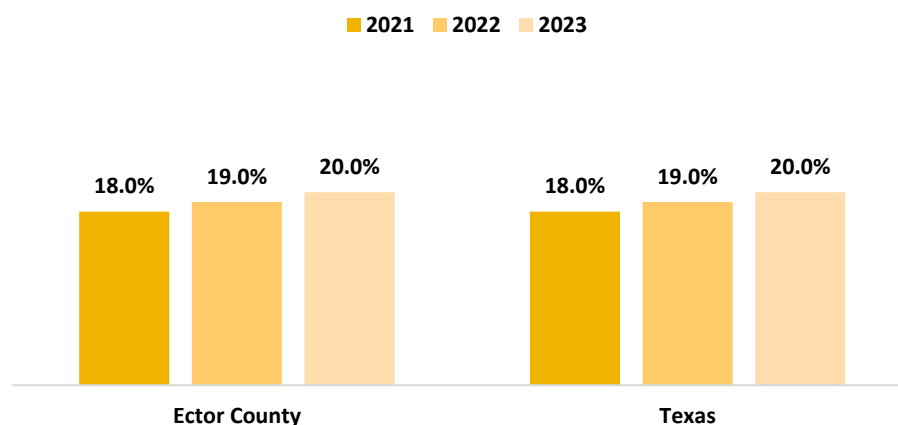
Preventive Care – Mammography & Prostate Screening (Medicare)

- Between 2021 and 2023, the percentage of females (age 35+) that received at least one mammography screening in the past year increased in Ector County and the state.
- In 2023, the percentage of females (age 35+) that received at least one mammography screening in the past year in Ector County (26.0%) was lower than the state (35.0%).
- Between 2021 and 2023, the percentage of males (age 50+) that received at least one prostate screening in the past year increased in Ector County and the state.
- In 2023, the percentage of males (age 50+) that received at least one prostate screening in the past year in Ector County (20.0%) was consistent with the state (20.0%).

Mammography Screening, Percentage, Medicare Females (age 35+), 2021-2023



Prostate Cancer Screening, Percentage, Medicare Males (age 50+), 2021-2023



Source: Centers for Medicare & Medicaid Services, Office of Minority Health: Mapping Medicare Disparities, <https://data.cms.gov/mapping-medicare-disparities>; information accessed April 30, 2025.

Mammography Screening Definition: percentages are identified using the HCPCS/CPT codes present in the Medicare administrative claims. The uptake rate for mammography services is calculated as the percentage of beneficiaries that received at least one of the services (defined by HCPCS/CPT codes) in a given year. Number of beneficiaries for mammography services excludes: beneficiaries without Part B enrollment for at least one month; beneficiaries with enrollment in Medicare Advantage; male beneficiaries; and female beneficiaries aged less than 35.

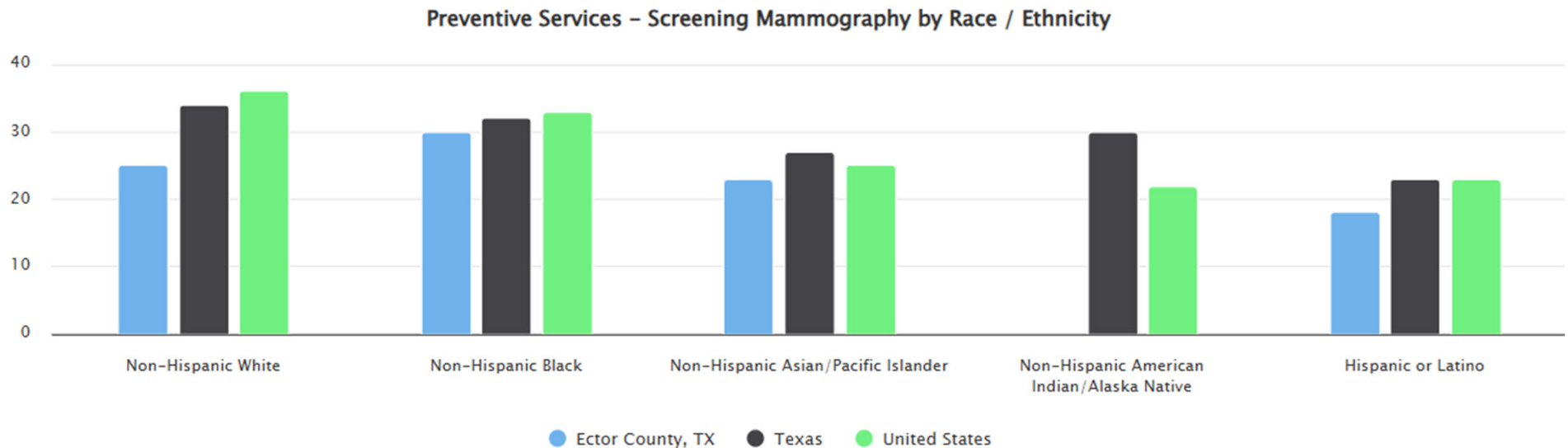
Prostate Cancer Screening Definition: percentages are identified using the HCPCS/CPT codes present in the Medicare administrative claims. The uptake rate for prostate cancer services is calculated as the percentage of beneficiaries that received at least one of the services (defined by HCPCS/CPT codes) in a given year. Number of beneficiaries for prostate cancer screening services excludes: beneficiaries without Part B enrollment for at least one month; beneficiaries with enrollment in Medicare Advantage; female beneficiaries; and male beneficiaries aged less than 50.



Health Status

Preventive Care – Mammography Screening by Race/Ethnicity

- In 2022, all of the racial/ethnic groups in Ector County had lower percentages of residents seeking mammogram services as compared to the state and the nation.



Source: SparkMap, Health Indicator Report: logged in and filtered for Ector County, TX, <https://sparkmap.org/report/>; data accessed March 13, 2025.

Mammography Screening Definition: percentages are identified using the HCPCS/CPT codes present in the Medicare administrative claims. The uptake rate for mammography services is calculated as the percentage of beneficiaries that received at least one of the services (defined by HCPCS/CPT codes) in a given year. Number of beneficiaries for mammography services excludes: beneficiaries without Part B enrollment for at least one month; beneficiaries with enrollment in Medicare Advantage; male beneficiaries; and female beneficiaries aged less than 35.

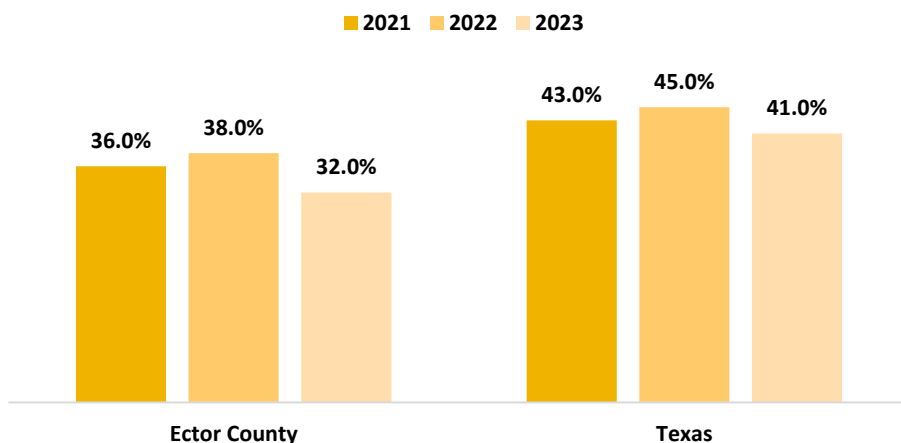


Health Status

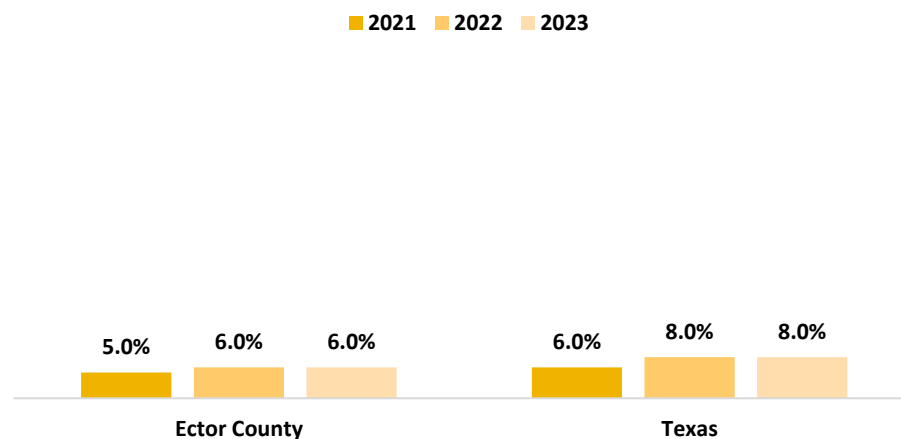
Preventive Care – Influenza & Pneumococcal Vaccination (Medicare)

- Between 2021 and 2023, the percentage of Medicare beneficiaries that received a flu shot in the past year in Ector County and the state decreased.
- In 2023, Ector County (32.0%) had a lower percentage of Medicare beneficiaries that received a flu shot in the past year than the state (41.0%).
- Between 2021 and 2023, the percentage of Medicare beneficiaries that ever received a pneumonia shot in Ector County and the state overall increased.
- In 2023, Ector County (6.0%) had a lower percentage of Medicare beneficiaries that ever received a pneumonia shot than the state (8.0%).

Influenza Virus Vaccine, Percentage, Medicare, 2021-2023



Pneumococcal Vaccine (Ever), Percentage, Medicare, 2021-2023



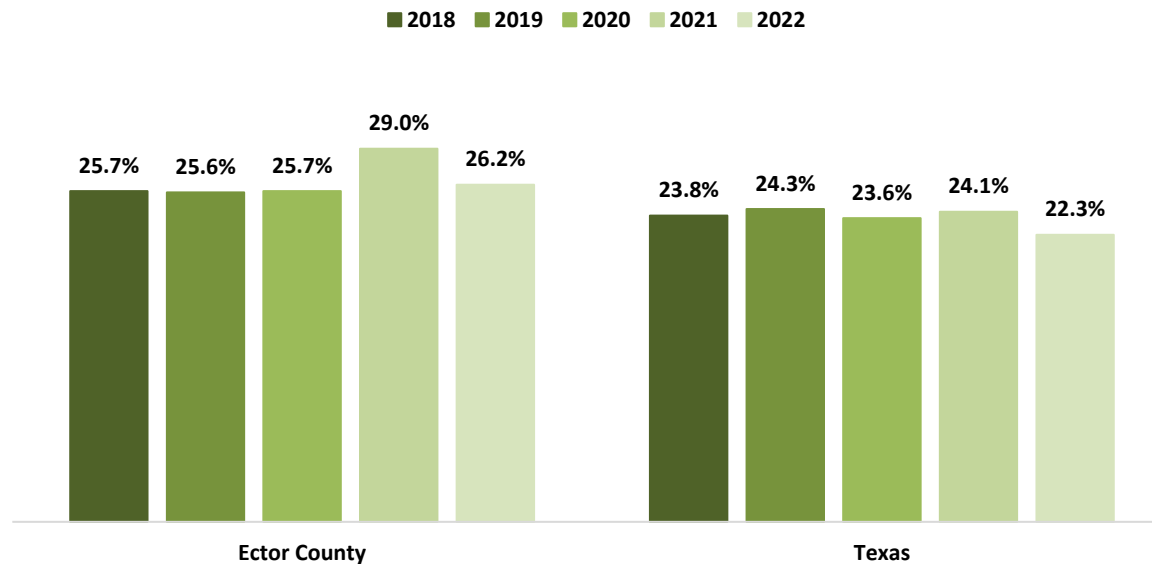
Source: Centers for Medicare & Medicaid Services, Office of Minority Health: Mapping Medicare Disparities, <https://data.cms.gov/mapping-medicare-disparities>; information accessed April 30, 2025.
Definition: During the past 12 months, have you had either a seasonal flu shot or a seasonal flu vaccine that was sprayed in your nose?
Definition: Have you ever received a pneumonia vaccination?

Health Status

Health Care Access – Uninsured

- Ector County experienced a slight increase in the percentage of uninsured adults (age 18-64) between 2018 and 2022, while the state experienced a decrease.
- As of 2022, Ector County (26.2%) has a higher percentage of uninsured adults (age 18-64) as compared to the state (22.3%).

Uninsured, Percentage of Adults (age 18-64), 2018-2022

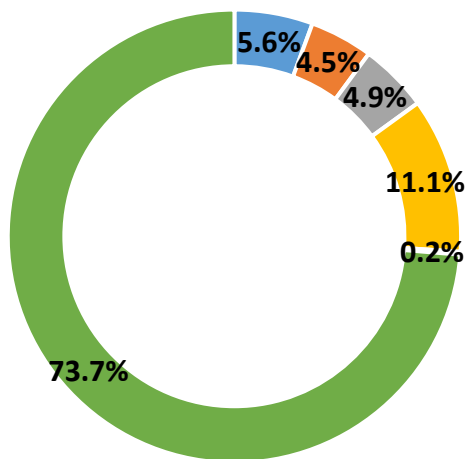


Source: United States Census Bureau, Small Area Health Insurance Estimates, filtered for Ector County, TX, <https://www.census.gov/data-tools/demo/sahie/#/>; data accessed March 14, 2025.

Health Status

Health Care Access – Texas Medicaid and CHIP by Risk Group

- In 2023*, the majority of Medicaid and CHIP enrollees in Ector County are children, followed by pregnant women and aged & Medicare related individuals.



■ Aged & Medicare Related
 ■ Disability-Related
 ■ Parents**
 ■ Pregnant Women
 ■ Breast and Cervical Cancer
 ■ Children's Medicaid***

Location	Count	Aged & Medicare Related	Disability-Related	Parents**	Pregnant Women	Breast and Cervical Cancer	Children's Medicaid***	Total Medicaid Caseload
Ector County	Number	2,194	1,767	1,920	4,330	60	28,834	39,105
	Percent	5.6%	4.5%	4.9%	11.1%	0.2%	73.7%	100%

Source: Texas Health and Human Services Healthcare Statistics, Medicaid and CHIP Enrollment by Risk Group by County, Final (SFY 2023), data filtered for Ector County, TX; <https://www.hhs.texas.gov/about/records-statistics/data-statistics/healthcare-statistics>; data accessed April 21, 2025.

Notes: Figures in the table are average monthly and are final.

*SFY 2023 ran from September 1, 2022 to August 31, 2023.

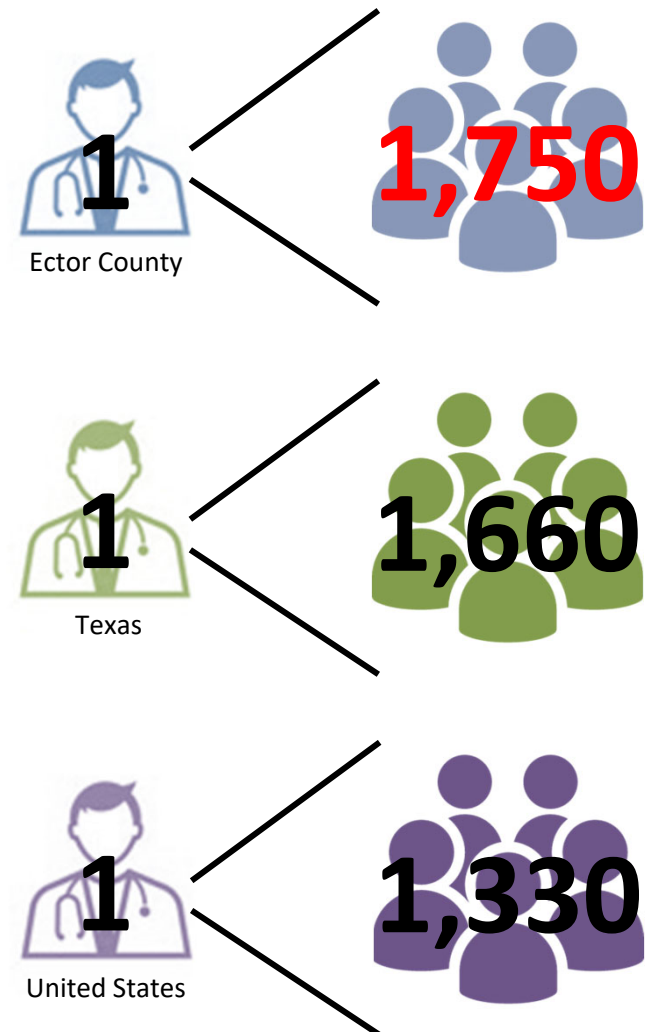
**Parents includes TANF Adults and Medically Needy

***Children's Medicaid includes STAR Health

Health Status

Health Care Access – Primary Care Physicians

- **Sufficient availability of primary care physicians is essential for preventive and primary care.**
 - In 2021, the population to primary care physician ratio in Ector County (1,750:1) was higher than the state (1,660:1) and the nation (1,330:1).



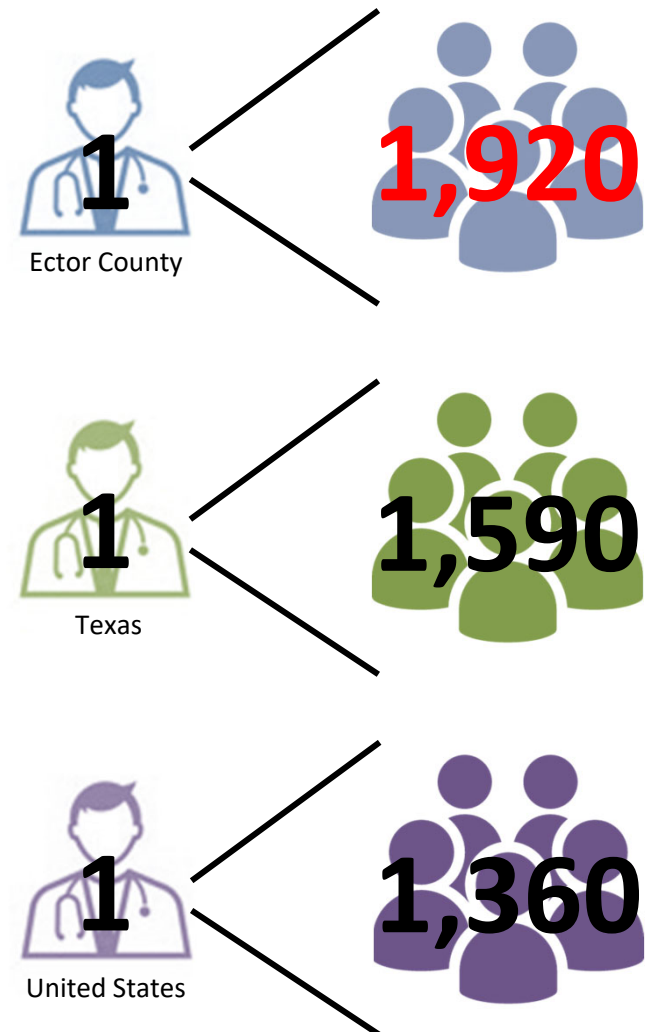
Source: County Health Rankings & Roadmaps, Health Indicator Report: filtered for Ector County, TX, <https://www.countyhealthrankings.org/>; data accessed March 13, 2025.

Definition: The ratio represents the number of individuals served by one physician in a county, if the population was equally distributed across physicians. "Primary care physicians" classified by the AMA include: General Family Medicine MDs and DOs, General Practice MDs and DOs, General Internal Medicine MDs and General Pediatrics MDs. Physicians age 75 and over and physicians practicing sub-specialties within the listed specialties are excluded.

Health Status

Health Care Access – Dental Care Providers

- **Lack of sufficient dental providers is a barrier to accessing oral health care. Untreated dental disease can lead to serious health effects including pain, infection, and tooth loss.**
 - In 2022, the population to dental provider ratio in Ector County (1,920:1) was higher than the state (1,590:1) and the nation (1,360:1).

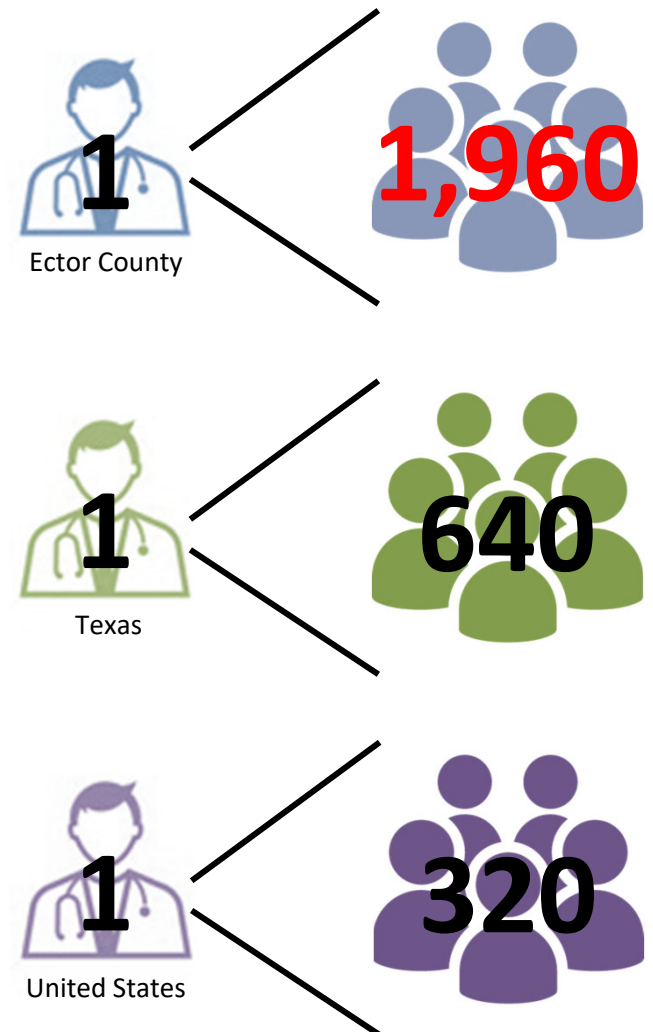


Source: County Health Rankings & Roadmaps, Health Indicator Report: filtered for Ector County, TX, <https://www.countyhealthrankings.org/>; data accessed March 13, 2025. The ratio represents the population served by one dentist if the entire population of a county was distributed equally across all practicing dentists. All dentists qualified as having a doctorate in dental surgery (D.D.S.) or dental medicine (D.M.D.) licensed by the state to practice dentistry and who practice within the scope of that license.

Health Status

Health Care Access – Mental Health Care Providers

- **Lack of access to mental health care providers not only effects overall individual wellness but also impacts the health of a community.**
 - In 2023, the population to mental health provider ratio in Ector County (1,960:1) was significantly higher than the state (640:1) and higher than the nation (320:1).



Source: County Health Rankings & Roadmaps, Health Indicator Report: filtered for Ector County, TX, <https://www.countyhealthrankings.org/>; data accessed March 13, 2025.

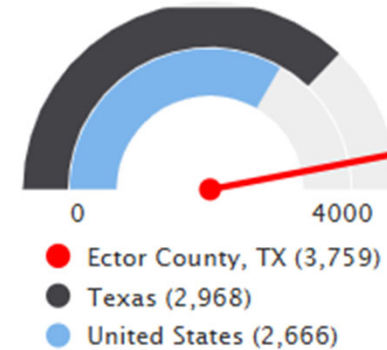
Definition: The ratio represents the number of individuals served by one mental health provider in a county, if the population were equally distributed across providers. Psychiatrists, psychologists, clinical social workers, and counselors that specialize in mental health care.

Health Status

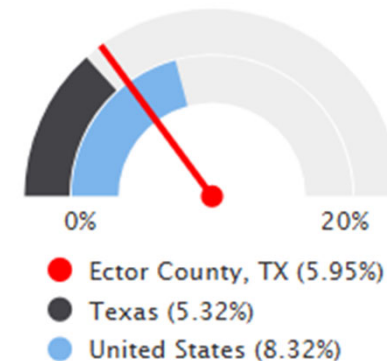
Health Care Access – Common Barriers to Care

- **Lack of adequate and available primary care resources for patients to access may lead to increased preventable hospitalizations.**
 - In 2022, the rate of preventable hospital events in Ector County (3,759 per 100,000 Medicare beneficiaries) was higher than the state (2,968 per 100,000 Medicare beneficiaries) and higher than the nation (2,666 per 100,000 Medicare beneficiaries).
- **Lack of transportation is frequently noted as a potential barrier to accessing and receiving care.**
 - In 2019-2023, 6.0% of households in Ector County had no motor vehicle, as compared to 5.3% in Texas and 8.3% in the nation.

Prevention Quality Overall Composite (PQI #90), Rate per 100,000



Percentage of Households with No Motor Vehicle



Note: a green dial indicates that the county has a better rate than the state, and a red dial indicates that the county has a worse rate than the state.

Source: SparkMap, Health Indicator Report: logged in and filtered for Ector County, TX, <https://sparkmap.org/report/>; data accessed March 13, 2025.

Definition: PQIs are population based and adjusted for age and sex and include admissions for one of the following conditions: diabetes with short-term complications, diabetes with long-term complications, uncontrolled diabetes without complications, diabetes with lower-extremity amputation, chronic obstructive pulmonary disease, asthma, hypertension, heart failure, angina without a cardiac procedure, dehydration, bacterial pneumonia, or urinary tract infection.



PHONE INTERVIEW FINDINGS

Overview

- Community input was gained from 23 individuals within the two groups outlined in the IRS Final Regulations
 - CHC Consulting contacted a number of other individuals in the community to participate in the interview process, but several persons were unable to complete an interview due to a variety of reasons
- Discussed the health needs of the community, access issues, barriers and issues related to specific populations
- Gathered background information on each interviewee

Methodology

- Individuals participating in this process for the CHNA were identified by the facilities and are known to be supportive of ensuring community needs are met. CHC Consulting did not verify any comments or depictions made by any individuals interviewed. Interviewees expressed their perception of the health of the community based on their professional and/or personal experiences, as well as the experiences of others around them. It is important to note that individual perceptions may highlight opportunities to increase awareness of local resources available in the community.
- This analysis is developed from interview notes, and the CHC Consulting team attempted to identify and address themes from these interviews and share them within this report. None of the comments within this analysis represent any opinion of CHC Consulting or the CHC Consulting professionals associated with this engagement. Some information may be paraphrased comments. The comments included within the analysis are considered to have been common themes from interviews defined as our interpretation of having the same or close meaning as other interviewees.

Key Informant Information

- **Margaret Burton:** Community Volunteer, Ector County; Board Member, FHC
- **Adina Crane:** Director of Volunteer Services (Auxiliary), Medical Center Health System
- **Lori Dunham:** Executive Director, Crisis Center of West Texas
- **Renee Earls:** President & Chief Executive Officer, Odessa Chamber of Commerce
- **Dustin Fawcett:** Judge, Ector County
- **Brandy Garcia:** Director, Ector County Health Department
- **Sreedevi Godey, MD:** Physician & Medical Director, FHC
- **Minerva Gonzales:** Director of Nursing, Sul Ross State University
- **Merry Hart, MD:** Physician, MCH Healthy Kids Clinic
- **Doug Herget:** Director of Pastoral Care, Medical Center Health System
- **Ali Hernandez:** Director of Health Services, Ector County Independent School District
- **Minh Hong:** Pharmacist, Medical Center Health System
- **Will Kappauf:** Board Member, Ector County Hospital District; Board Member, FHC
- **Todd Luzadder:** Chief Operating Officer, PermianCare
- **Kim Ortega:** Executive Director, Permian Basin Rehab Center
- **Karime Ramirez:** Director of Case Management, Medical Center Health System
- **Samantha Serrano:** Program Manager, Children's Miracle Network
- **Greg Shipkey, MD:** Physician, Medical Center Health System
- **Jade Smith:** Certified Community Behavioral Health Clinic (CCBHC) Manager, PermianCare
- **Craig Stoker:** Executive Director, Meals on Wheels
- **Willie Taylor:** Board President, FHC
- **Chris Tovar:** Director of Continuing Education, University of Texas of the Permian Basin
- **DeAnn Weekly:** Assistant Principal, Ector County Independent School District

Interviewee Characteristics

- Work for a State, local, tribal, or regional governmental public health department (or equivalent department or agency) with knowledge, information, or expertise relevant to the health needs of the community

4.3%

- Member of a medically underserved, low-income, and minority populations in the community, or individuals or organizations serving or representing the interests of such populations

87.0%

- Community leaders

8.7%

Note: Interviewees may provide information for several required groups.

Community Needs Summary

- Interviewees discussed the following as the most significant health issues:
 - Specialty Care
 - Overall Challenges
 - Population-Specific Challenges
 - Primary Care
 - Mental & Behavioral Care
 - Dental & Vision Services
 - Overall Community Concerns
 - Housing & Environmental
 - Population Growth, Healthcare Demands & Care Coordination Challenges
 - Healthy Lifestyle Education & Management
 - Barriers to Care
 - Transportation & Resource Deserts
 - Insurance & Affordability
 - Education & Awareness

Specialty Care

Overall Challenges

Issues/Themes:

- Appreciation for growth in local specialty care services
- Desire for continued improvement in specialty care access to increase local options for residents
- Limited access to local specialty care leading to long wait times (particularly for new patients), outmigration to nearby cities (Lubbock, Midland, Houston, San Antonio)
- Perceived access issues due to:
 - Increasing demand due to population growth
 - Lack of coverage/capacity
 - Pending retirements
- Specialties or services mentioned as needed due to long wait times or lack of coverage, include (in descending order of number of times mentioned and then alpha order):
 - Gastroenterology
 - Urology
 - Ophthalmology
 - Neurology
 - Orthopedics
 - Cardiology
 - Dermatology
 - Otolaryngology
 - Podiatry
 - Pulmonology
 - Rheumatology
 - Speech Therapy

“We've grown so much in specialty care. We've got a well-rounded group of specialists that we haven't had in the past.”

“We are a smaller town, so we have less specialty care choices. If people want more choices then they go somewhere else to seek help.”

“I see people going to San Antonio for hips and knee surgery. Lubbock as well because it's closest, but again, that is a full day. It's expensive.”

“Access to specialty care is a challenge. The wait to get in to see a specialist is long and the number of physicians we have in the area is low.”

“There's a wait across the board, especially in the cardiologist realm or for lupus treatment.”

“There is a lack of ability to see subspecialists. If you want to see a dermatologist, there's a two year wait. If you want to see an ophthalmologist, there's a 6 month wait. If you want to see a neurologist, there's a long wait.”

“If you need a podiatrist or dermatologist or any of those things, if you're not an existing patient, you'll be waiting months to get in to see somebody.”

“Everybody's having specialist access issues. We're growing so much and our medical workforce just can't keep up.”

“We're short on urologists and people have trouble finding a GI doc. Folks go to Midland or Lubbock for urology and Lubbock for cataract surgery. We have options for ophthalmology but some people still elect to go elsewhere.”

“We definitely have a need for more orthopedics. We have a need for ophthalmology, there's some in town but they don't take call. We definitely need more GI, GI is a huge one, and more urology. ENT is an issue because one guy is retiring.”

“We don't have many neurologists, pulmonologists, gastroenterologists or rheumatologists.”

“There's not enough speech therapists in our region. People usually sit on a waiting list at multiple facilities - it could be months to a year or longer. The school district used to be somewhere you could go but they're using telehealth to provide therapy services because they don't have enough therapists.”

Specialty Care

Population-Specific Challenges

Issues/Themes:

- Greater challenges in accessing specialty care for specific subpopulations in the community, including:
 - Pediatric
 - Un/underinsured
 - Medicaid/CHIP
 - HIV patients
- Outmigration of pediatric patients/families to Lubbock, Dallas/Fort Worth, specifically for the following services:
 - Pediatric gastroenterology
 - Pediatric rheumatology
 - Pediatric endocrinology
 - Child & adolescent psychiatry (intellectual disability diagnoses)
- Shortage of local specialty providers accepting un/underinsured, Medicaid patients leading to lack of access, outmigration
- Perceived need for additional infectious disease specialists for local HIV patients

“We need more specialists, especially for pediatric patients. With families that are already struggling, for them to leave town to take their child somewhere is very difficult.”

“Parents have to go through hoops to get their kids access to specialized care and they always have to leave. They wish they could see them locally, they just don't have access to specialized pediatric care.”

“We need more pediatrics. We have basic pediatric care but we need more specialties. We have cardiology but the rest of the stuff has to go to Lubbock.”

“Since we don't have a robust pediatric system here, those patients always end up going to Lubbock or to Childrens Health in DFW.”

“A lot of our diabetic students travel outside of the community for care. A lot of our students who have to see a gastroenterologist also have to travel, and rheumatologists as well. We don't even have enough rheumatologists for adults let alone for juvenile rheumatoid arthritis. Those who don't have insurance or have Medicaid or CHIPs have greater challenges finding providers who will see them.”

“We need providers to help diagnose intellectual disabilities because you have to go to Lubbock for those. There's psychiatrists who may treat those things, but if a family member wants the diagnosis, you have to go to Lubbock.”

“We need more access to specialty care for the uninsured, from orthopedic surgeons to cardiologists to gastroenterologists.”

“Those who have Medicaid or who are uninsured have more difficulty getting into any specialist.”

“We use care coordinators when our primary care providers have identified a specialty need. If you have no insurance, you're out of luck. We try to help people access the county indigent fund to receive those types of services.”

“You have to go out of town to find a specialist who takes Medicaid.”

“We need more infectious disease specialists to care for HIV patients.”

Primary Care

Issues/Themes:

- Limited access to primary care services due to shortage of providers and long wait times
- Lack of primary care availability leading to greater utilization of local urgent care clinics and misuse of the Emergency Room, particularly by the following:
 - Low income
 - Un/underinsured
 - Medicaid
 - Parents/children
- Perceived lack of education surrounding the importance of primary care for the adolescent/young adult population
- Families facing challenges in establishing pediatric care due to long wait times, providers not accepting insurance
- Limited local resources to assist families in meeting immunization requirements for schools leading to outmigration
- Concern surrounding lack of pediatric resources for growing communities in Ector County, specifically West Odessa

“Getting in to see a primary care provider is tough. There's usually about a month wait on primary care providers.”

“I can get in to see my primary care provider for my annual checkup or 6 month checkup, but to get care for an illness is trickier. I have called and been told to go to urgent care.”

“People have been conditioned to use ERs inappropriately since there is a shortage of primary care providers. They use the ER like they would a primary care provider.”

“There's a primary care need for individuals who are low income/uninsured or have Medicaid that have conditions that later cause them to present to the ER like diabetes, hypertension, etc. We need a greater capacity to serve them.”

“Kids come into school sick because their families don't have access to a doctor. We see a lot of kiddos going into the ER because they waited.”

“The younger population is not educated on the importance of having a primary care provider and how to get one. They would rather walk into an urgent care rather than taking the time to have the appointment as a new patient and doing the bloodwork.”

“Pediatricians are harder to come by. There are longer waiting times to get your child in, even just to establish a physician for them is still rather difficult.”

“If you're a pediatric patient with Medicaid, finding a provider can be tough.”

“We have been hearing how hard it is for families to have a pediatrician available, just for when they're sick or for those checkups or shots. It's a mixture of wait times and local providers not accepting insurance.”

“We have a lot of kiddos coming in from over state lines and outside of the country. They are having trouble finding healthcare providers, like pediatricians. Either our pediatricians are overwhelmed or they don't accept Medicaid. They have trouble finding routine health care and therefore they don't meet immunization requirements for schools.”

“Some families travel to Andrews or Midland where they can go to get immunizations. They have to travel because we don't have enough resources here.”

“We have 60-80K people living in West Odessa alone. There are four elementary schools and soon to be a middle school they just broke ground on. There's no pediatrician for that whole area, which is a huge problem.”

Mental & Behavioral Health Care

Issues/Themes:

- Appreciation for recent/upcoming improvements in access to local resources
- Shortage of providers leading to long wait times for all residents, and longer wait times noted for un/underinsured
- Cost barriers leading to delaying/foregoing care
- Concern surrounding unmet needs for patients with mental/behavioral health concerns and no access to basic resources
- Limited access to appropriate mental/behavioral health care services leading to crisis cases presenting to the ER
- Opportunity to collaborate with local law enforcement to reduce misuse of the ER
- Difficulty connecting patients with facilities to treat both psychiatric and medical symptoms, particularly those who are unfunded
- Importance of treating mental health on par with physical health, particularly substance abuse
- Desire to treat mental health at a younger age and focus on needs of youth population
- Need for in-person care for pediatric patients

“Access to mental health services has improved a lot. We have the new behavioral center opening soon and we’re excited to see how that turns out.”

“There continues to be a shortage in licensed counselors. There is a long wait list for patients, even if they’re paying full price/private pay. But for reduced fee services, it’s an even longer wait to get in and see someone.”

“If you’re not insured, that’s a huge barrier to getting appropriate care. For someone who might need immediate treatment, if they don’t have the cash up front, they’re going to be on a wait list or not going to seek treatment because they can’t afford it.”

“We see a ton of patients in the ER for mental and behavioral health. A lot of these things are comingled with drugs and the patients socioeconomic status. Lack of access to basic resources is not fixable. When you have someone who is a drug addict and schizophrenic and has food stamps and lives in a trailer, there aren’t enough resources to help them.”

“Because of the fact that you may not have access to a psychologist or psychiatrist or you may be on a long wait list, then the emergency room is your default for care. If you’re having a psychiatric crisis, you have to go to the ER if all other avenues fail.”

“We misuse a lot of ER resources. We don’t have a lot of law enforcement trained on how to respond to mental health needs in the city. There are a lot of mentally ill individuals out there who are indigent and not connected to appropriate resources because police don’t know where to take them or they’re not trained on how to handle them.”

“It’s very hard to place patients where they can have both medical and the psychiatric symptoms addressed, especially if they are unfunded. There have been occasions where we’ve transferred patients as far as Houston but only if they have a payor source.”

“We go to the hospital if we have cancer, a heart attack, diabetes. You need to go to a therapist or a counselor if you have mental health issues. I’ll also follow that up with substance abuse. That also impacts physical health.”

“Mental health impacts so many aspects of people’s lives. If we can address things when they are younger, that can prevent certain things from happening when they are older.”

“Mental health is going to blow up in the future. I fear for the next generation growing up with screen time, social media, anxiety and depression. We need more counselors, and sometimes parent coaching would help or family counseling would help.”

“When there’s problems in a family environment and kids are involved, they are being sent to tele-providers. They need in-person care.”

Dental & Vision Services

Issues/Themes:

- Conflicting statements surrounding availability of vision and dental care providers in the community
- Greater difficulty accessing local services for the following populations:
 - Un/underinsured
 - Medicaid
 - Pediatric
- Lack of local providers accepting Medicaid patients leading to outmigration to nearby areas for appropriate services
- Cost barrier leading to patients delaying/foregoing care
- Concern surrounding unmet dental and vision care needs for pediatric population and parental lack of awareness of available services

“There are no programs for vision in Odessa. We lack those resources.”

“There are vision and dental care providers here, but it is a challenge to find providers who are in-network for lower tier insurance. Finding someone in-network would be the biggest challenge.”

“So many people don’t have dental and vision insurance and that can be pricey. Dental care can be really expensive and where can they go to get care if they don’t have insurance?”

“People say they can’t find someone to look at their eyes. It’s a lack of providers that take their insurance. Some people have vision insurance and can pay cash to see the optometrist, but those who have Medicaid don’t have the cash laying around to see the optometrist and there’s not many providers that take Medicaid.”

“Dental care is lacking for those that are underserved.”

“For dental care, people leave the area. There are two dentists that accept Medicaid but you have to go to Midland for that.”

“People just forego dental care because they don’t have the means or the resources to get it taken care of.”

“We have plenty of dentists but affordability is a problem. There’s a need. Kids are suffering from a pediatric standpoint because parents can’t afford it.”

“We don’t have any community-based dentists, they are all private practice. FHC has a contract with a local dentist here and they provide basic hygiene services. If anything more advanced is needed, people have to leave. That dentist doesn’t see pediatric patients, there is a lot of need in that area as well.”

“We have kids who come with their teeth hurting and they can’t get to the dentist. Sometimes glasses are expensive to replace and there are programs that help with that but the parents don’t reach out for it or don’t know about them.”

Overall Community Concerns

Housing & Environmental

Issues/Themes:

- High cost of living and lack of low cost housing options resulting in significant homeless population
- Lack of affordable housing leading to:
 - Difficulty in attracting essential workers
 - Widespread housing insecurity and instability, particularly for low income
- Increasing population leading to growing concerns about water quality and access to basic utilities
- Limited local food production due to environmental constraints

“The cost of living here is inflated so there's very limited low cost housing here, and a huge homeless population.”

“We struggle to attract healthcare workers, teachers and the police because we don't have affordable housing. You struggle to attract these folks when you can't afford to live here.”

“Housing in this area is probably the biggest issue. When we have housing available, it's extremely expensive. It's hard to find affordable places. They're not clean, or they're unavailable. Cost of living is more expensive than in Lubbock.”

“There is no transitional housing. We have one shelter and from there you have nothing. There are people living in abandoned buildings and alleyways. There's nothing here for them. The low income does not have access to housing.”

“I have noticed growth in our county and people needing services, like water and sewage. We've seen an increase over the last couple of years of residents who are worried about their well water and water source contamination.”

“There are a lot of problems with water out west. Folks don't know how to test their wells or septic systems. We need more education on how to test services and maintain their water supply now that the county is growing so much.”

“We live in the desert, you can't grow food here. There is some tomato production and melons but as far as farmers being able to produce enough food to sustain a farmer's market it doesn't exist.”

Overall Community Concerns

Population Growth, Healthcare Demands & Care Coordination Challenges

Issues/Themes:

- Concern surrounding rising healthcare demand due to recent/upcoming population influx
- Growing population leading to significant concerns surrounding:
 - Increased healthcare needs
 - Shortage of providers (Internal Medicine, Pediatrics)
 - Succession planning for aging providers and/or those who may relocate
 - Recruitment and retention challenges
- Potential hospital closure leading to increased strain on remaining local health care organizations
- Rising indigent and undocumented populations face complex medical needs with limited resources
- Increasing non-English speaking population struggling with language barriers
- Perceived inefficient patient coordination and access
- Communication challenges across continuum of care, particularly when patients leave the community for care

“As each year goes by, we have more medical needs to meet. The health demands are increasing because of the influx we have with all the new people moving here.”

“The workforce shortage is a concern. As our communities continue to grow, you'll have greater needs and we've got a shortage of providers. Focusing and working towards addressing that gap is huge.”

“There's not nearly enough primary care providers. Internal medicine and pediatric providers are short staffed the most. There aren't enough of them, and our volume is up by thousands of patients per year.”

“We need to have a workforce to replenish those who are retiring or leaving the area. With this population increase, we'll need more services and we'll need more workers. We need to keep up with the demand.”

“Attracting providers, nurses, LVNs, RNs, is very, very difficult.”

“A local hospital has filed for bankruptcy. That really puts a strain on our community with the potential of losing a hospital. Not only because it's providing care, but it's also providing jobs.”

“The increase in populations with very limited resources is a concern. We're seeing more of the indigent, undocumented and Cuban persons on the rise so that's becoming more of a concern because there's just so much more medical need and so few resources for them. There's only so many resources we can provide so it is very hard because the complexity of their needs isn't just basic things, so there's only so much assistance we can get them.”

“We have an increasing number of people coming in from Cuba, Spain and the Philippines. There are classes that teach English as a second language but oftentimes the providers can't speak their native language, so there's a big barrier.”

“We do a terrible job of moving patients in, around or between providers. Our doctors are great, but we're not properly coordinating patients. Our providers are frustrated and because of that, our people are frustrated and then the patients suffer. If you know someone, you can be seen that day or within the next week. But if you call as a patient, there could be a 4-6 month gap. That's an administrative problem, not a doctor problem. We let patients down because we don't have good control systems in place.”

“When you leave our region for care, the communication gap with other providers is significant. I think when you move between markets and systems the process breaks.”

Healthy Lifestyle Behaviors & Management

Issues/Themes:

- Higher rates of chronic conditions, including:
 - Cancer (indigent, younger populations)
 - Diabetes
 - Cardiovascular disease
- Greater difficulty seeking appropriate care for chronic conditions for Hispanic population in West Odessa
- Fast-paced lifestyles in Midland/Odessa lead to reliance on fast food over grocery shopping, influencing children's habits
- Cultural factors and lack of familiarity with fruits and vegetables contribute to poor eating habits
- Cost barriers due to inflation make healthy food inaccessible and hinder the ability to maintain healthy lifestyles, particularly for low income individuals
- Appreciation for existing resources to address growing food insecurity concerns, but noted gap in programs encouraging healthy eating
- Limited safe outdoor activity options due to traffic, unpleasant environment, and extreme heat
- Increasing concern surrounding measles outbreak in the community

“We see more cancer diagnoses, especially in the indigent population and young people.”

“We have a large population impacted by diabetes and cardiovascular disease.”

“West Odessa is one of the largest unincorporated cities in the state of Texas. They have a lot of Hispanic people who have trouble accessing quality health care. Those are the ones with high blood pressure, diabetes, obesity, things of that nature.”

“Midland/Odessa is fast-paced. It is so much easier to drive through a Whataburger than go into grocery stores. That lifestyle is learned, so children have learned to do that.”

“People need fruits and vegetables but they didn't grow up with that. It's a cultural issue.”

“Eating habits are what strain Midland and Odessa. People are not prone to wanting to eat healthy. It's not easy for a family to eat healthy here because you have to have a certain income to afford it.”

“Groceries are so expensive. The rising prices and inflation impact the ability for people to purchase food that's necessary for a healthy diet.”

“We need more affordable, healthier eating options. Changing behaviors will always be a challenge, but if we can impact the cost of healthier foods, that could help.”

“It's more expensive to eat healthy. The low income, indigent patients fill up on unhealthy foods that are cheap.”

“There's resources for food insecurity but programs promoting healthy eating are lacking.”

“We've seen a spike in food insecurity. For the past few years, it's been a little concerning. Lots of people are saying they don't have enough food to last the month.”

“You're lucky to be able to not get hit in your car here, let alone walk on a sidewalk. I don't see the healthy opportunities like what you would see in a larger metro area.”

“It seems like in West Odessa, there's nowhere you'd want to walk because most roads are 55 mph places and sidewalks would be terrifying.”

“There aren't that many nice places to be outside, the dust and dirt here is disgusting. A lot of times you can't be active outside because it's so hot in the summer time and if you don't have access to a gym that's tough.”

“The measles outbreak is a growing concern. That seems to be growing and it's something to be aware of.”

Source: MCH and FHC Community Health Needs Assessment Interviews conducted by Community Hospital Consulting; August 20, 2024 – February 18, 2025.

Barriers to Care

Transportation & Resource Deserts

Issues/Themes:

- Concern surrounding existing transportation services in the area due to:
 - Underutilization
 - Lack of awareness of services
 - Limited availability and reliability
- Greater transportation challenges for seniors, outlying communities (West Odessa, South Ector County)
- Lack of transportation for outlying communities restricts access to healthy food options, forcing reliance on nearby convenience stores for groceries
- Perceived uneven distribution of healthcare resources leading to deserts of services in West Odessa and South Ector County

“Public transportation in general is a concern. We do have the Easy Rider, which is a bus that is located in between Odessa and Midland and it goes all over town, but you don't see a lot of people on it. Trying to find transportation for a parent who doesn't drive can be tough. 89 year old people don't know how to use Uber. There are services here for transportation but I don't think it's well known.”

“The city bus exists but not all over the county, and we have so many elderly people in West Odessa. They don't have access to transportation. South Ector County doesn't have transportation either, that's 12-14 miles from Odessa. There are senior citizen buses but they don't run for pick up anymore outside of Odessa. There are resources you can set up by appointment but that's not always reliable, convenient or available.”

“You don't have the ability to travel to a grocery store because we don't have reliable public transportation or you may not have a car. The northeast side of Odessa has a stand on Market Street, where the organic produce is. Market Street is 9 miles by 13 minute drive and if you don't have a car, it's a two-hour walk.”

“Once you get out of central Odessa, your food sources tend to be convenient stores with highly processed food, not fresh foods that set you in motion for health care issues down the road. We have had a huge influx of dollar stores and they are popping up like weeds. Some claim to have food and produce and that continues to create a food swamp. We live in the desert, you can't grow things here and farmers being able to sustain farms doesn't exist.”

“We need to put forth the effort to strategically and logistically place clinics for access. It affects our county in a way that some people can't drive even to get care or they don't have the resources to get them there. The west side of Odessa has always been a desert when it comes to health care services. The south could also use more access. We need to start to invest in those areas. We need to focus on where the growth is.”

Barriers to Care

Insurance & Affordability

Issues/Themes:

- Similar to other significant themes, the needs of the un/underinsured, Medicaid population are emphasized across all health care challenges
- Lack of insurance and high cost of living impacting the working poor population
- Financial strain from seeking care leading to:
 - Delaying/foregoing care
 - Sicker population in the community
 - Lost wages due to missing work
 - Medication noncompliance
- Greater difficulty accessing appropriate care for Medicaid, un/underinsured due to lack of local providers accepting those patients
- Inappropriate ER usage by those who are unable to pay upfront
- Concern surrounding high cost of diabetic supplies
- Limited access to memory care for un/underinsured patients

“We have a very high percentage of working poor individuals. They may not have jobs with insurance or any coverage. We have a high cost of living and they are not making enough money for rent, medicine, food, and healthcare.”

“There's a large population that might be one paycheck away from losing their apartment or their house.”

“Access to healthcare, insurance and whether they have the ability to pay for it are the biggest challenges in this community.”

“People don't go to get care as often due to affordability. We're going to start seeing a sicker population because the cost of health care is through the roof.”

“People have to go into debt for health services. I don't think we should have to stop and think about - do I need to go to the doctor?”

“Some families are working to live paycheck to paycheck. If they have a sick kid and have to miss work, it's a burden for their family because they need that income to survive.”

“Noncompliance with medications due to cost is a serious issue. That's always a challenge.”

“I see people on Medicaid ending up in the ER a lot because they can't find care. They can't find folks to accept their insurance to treat them. Our indigent or underserved community needs more options, there are resources for the uninsured but we need more for those with Medicaid.”

“Depending on the provider you're going to, you can get in but I think that it's difficult. Especially if your insurance doesn't cover or if you don't have insurance. People get treated in the emergency room sometimes as their primary physician.”

“People go to the ER because you don't have to pay upfront at the ER.”

“For diabetics, their supplies are so expensive that trying to meet their needs is tough.”

“There's a long wait list on memory care homes if you're not private pay.”

Barriers to Care

Education & Awareness

Issues/Themes:

- Lack of education on primary care importance and preventative health leading to worsened health outcomes, use of the ER
- Confusion about Medicare plans and supplements for elderly
- Need for education on physical activity and public health issues
- Concern surrounding existing knowledge gaps about available healthcare services and resources
- Difficulty navigating local resources, particularly for underserved populations
- Need for better outreach and information sharing to connect residents with resources

“There isn’t enough education on the importance of having a primary care provider.”

“There's still a large number of people who don't understand the importance of seeking health care. They avoid primary care because they think the doctor will give them bad news, they don't see it as preventive. They wait until something gets so bad that they have to go to the ER.”

“We need a program that explains the different types of Medicare to elderly folks. They don't understand different plans and supplements and end up signing up for stuff that is not any good.”

“People are not educated on the importance of physical activity for your overall health.”

“We need more education for public health in regards to a variety of things like STDs and preventable measures.”

“People are not educated on available services.”

“There are knowledge gaps about the services here. The care and the funding does exist. But I think the knowledge about how to get from Point A to Point B isn't there.”

“There needs to be more education about resources like FHC. The wait time tends to be long and people lose interest once they've tried to get in.”

“We need to collaborate and connect the dots for residents, whether it's helping people navigate insurance or find resources that help when purchasing food or understanding what's healthy. We're not meeting folks where they are.”

“We need to get resources and information to our underserved populations.”

“We need to let folks know about FHC and the services that exist for them. We have services for high blood pressure, obesity, diabetes that are all higher in minority communities right now.”

“So many people won't go to the doctor due to not having the income. There are programs through the county that can help, but they don't know how to access it.”

“Un/underinsured people don't know where to go or what services they can receive. There's not enough places that they are able to get services. There are few clinics that don't charge any fees if the patient doesn't have the funding to pay for it.”

Populations Most at Risk

Interviewees expressed concern surrounding health disparities disproportionately affecting specific populations, including:

- Pediatric/Adolescent
 - Lack of access to local services
 - Lack of importance of establishing relationship with primary care provider
 - Mental health concerns
 - Food insecurity
 - Overcrowding in schools
 - Homelessness in students
 - Low percentages of students meeting grade-level appropriate educational standards
 - Lack of prioritization of education due to “oil-field mindset”
 - Lack of affordable child care
 - Bullying
 - Addiction crisis and lack of resources to address it
 - Lack of local providers to treat/manage behavioral conditions
 - Concern surrounding unstable family environments, lack of parental support
 - Lack of access to local pediatric care (general and specialized)
 - Concern surrounding social media use
 - Energy drink consumption
- Elderly
 - Transportation barriers
 - Lack of funding
 - Lack of affordable housing
 - Cost barriers for medications
 - Difficulty understanding navigating the health care system
 - Isolation, depression
 - Decreasing number of organizations to serve them in the community
 - Higher rates of chronic conditions (hypertension, obesity, diabetes, heart disease)
 - Misuse of ER due to medication noncompliance, potential food insecurity
- Low Income/Working Poor
 - Living paycheck to paycheck
 - Transportation barriers
 - Lack of medical literacy
 - Difficulty navigating the healthcare system
 - Lack of awareness of existing services
 - Difficulty accessing care due to lack of insurance/limited insurance
 - Low prioritization of health care needs
- Young Adults
 - Increase in STDs
 - Home and food insecurity
 - Mental health concerns
- Racial/Ethnic
 - Language barriers in healthcare, jobs, and education
 - Lack of understanding of autism diagnoses
 - Heart disease, diabetes, strokes (Hispanic)
 - Lack of understanding how to access appropriate care

Populations Most at Risk (continued)

Interviewees expressed concern surrounding health disparities disproportionately affecting specific populations, including:

- Undocumented
 - Lack of understanding of health care resources/needs
 - Lack of insurance
- Homeless/Transient
 - Significant homeless student population
 - Large population living in RVs
 - Mental health concerns
 - Limitations due to not adhering to shelter/resource policies
 - Difficulty identifying and utilizing appropriate resources
 - High rates of substance abuse
- Veterans/Military Dependents
 - Difficulty identifying and utilizing appropriate resources
 - High rates of substance abuse
 - Limited local care options leading to outmigration (i.e., Big Spring)
- Oil Field Workers
 - On-the-job accidents leading to more healthcare challenges
- West Odessa & South Ector County
 - Greater difficulty accessing health care services
 - Perceived lack of local resources leading to food and health care deserts
- Sexual Assault Victims
 - Need for more comprehensive services to support victims of incest or sexual assault



FAMILY HEALTH CLINIC: PATIENT SURVEY ANALYSIS

Family Health Clinic Survey

Background

- Medical Center Health System's federally qualified health center look-alike (FQHC Look-Alike), Family Health Clinic (FHC), conducted a paper survey from February 3, 2025 – February 28, 2025 at the following clinic locations:
 - MCH Family Health Clinic (FHC) – Clements: 840 West Clements St., Odessa, TX 79763
 - MCH Family Health Clinic (FHC) – West University: 6030 W University Blvd., Odessa, TX 79764
 - MCH Women's Clinic (WC) – N Sam Houston: 375 N Sam Houston Ave., Odessa, TX 79761
 - MCH Healthy Kids Clinic (HKC): 3001 John Ben Shepperd Pkwy, Odessa, TX 79762
- Provided to patients at registration or at check out
- FHC utilized the same 3 questions from historical surveys in English and Spanish, and added a prompt regarding the desire for extended hours in the clinic in the 2025 survey
 - Location of care
 - Problems seeing a doctor
 - Likelihood of returning to clinic(s)
 - Desire for extended hours

Source: Medical Center Health System, FHC Survey; conducted by CHC Consulting; February 3, 2025 – February 28, 2025.

Family Health Clinic Survey

Background (continued)

- Collected 1,543 surveys which is 42.9% of patient visits in the clinics during that time (total of 3,594 visits)
 - 74.2% responded to survey in English
 - 25.8% responded to survey in Spanish
- Results are compared to the 2019 and 2022 FHC surveys where appropriate
- It should be noted that not all survey questions were answered by all of those submitting surveys
- The percentages reflected in the following summary were calculated using the actual number of respondents to the specific survey question

Methodology

- CHC Consulting did not verify any comments or depictions made by any individuals who were surveyed. Participants expressed their perceptions based on their personal experiences, as well as the experiences of others around them. It is important to note that individual perceptions may highlight opportunities to increase awareness of local resources available in the community.
- This analysis is developed from the survey results and the CHC Consulting team identified and themes from the results and included them within this report. None of the comments within this analysis represent any opinion of CHC Consulting or the CHC Consulting professionals associated with this engagement. Some information may be paraphrased comments. The comments included within the analysis are considered to have been common themes from participants as our interpretation of having the same or close meaning as other participants.
- The CHC Consulting team incorporated all relevant comments provided by survey respondents that directly addressed each specific question. *Comments deemed unrelated to the analysis were excluded from the published findings; however, all feedback has been shared with the clinic leadership team for their consideration.*

Family Health Clinic Survey

Where do you usually go when you're sick or need to see a doctor?

Total

- In 2019, 2022 and 2025, the majority of all respondents go to FHC** when they are sick or need to see a doctor
- Patients who responded that they go to FHC** for care decreased between 2019 and 2025
- Patients who indicated they go to a doctor at a different facility increased between 2019 and 2025
- Patients who indicated using the Emergency Department for care slightly increased between 2019 and 2025

English

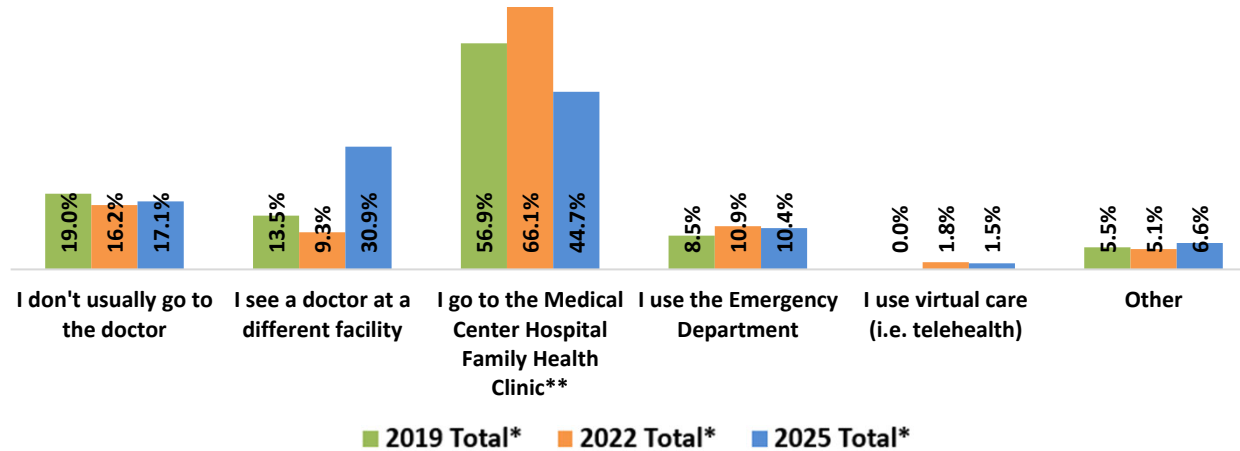
- In 2019, 2022 and 2025, the majority of **English** respondents go to FHC** when they are sick or need to see a doctor
- **English** patients who responded that they go to FHC** for care decreased between 2019 and 2025
- **English** patients who indicated they go to a doctor at a different facility increased between 2019 and 2025
- **English** patients who indicated using the Emergency Department for care remained steady between 2019 and 2025

Spanish

- In 2019, 2022 and 2025, the majority of **Spanish** respondents go to FHC** when they are sick or need to see a doctor
- **Spanish** patients who responded that they go to FHC** for care decreased between 2019 and 2025
- **Spanish** patients who indicated they go to a doctor at a different facility increased between 2019 and 2025
- **Spanish** patients who indicated using the Emergency Department for care increased between 2019 and 2025

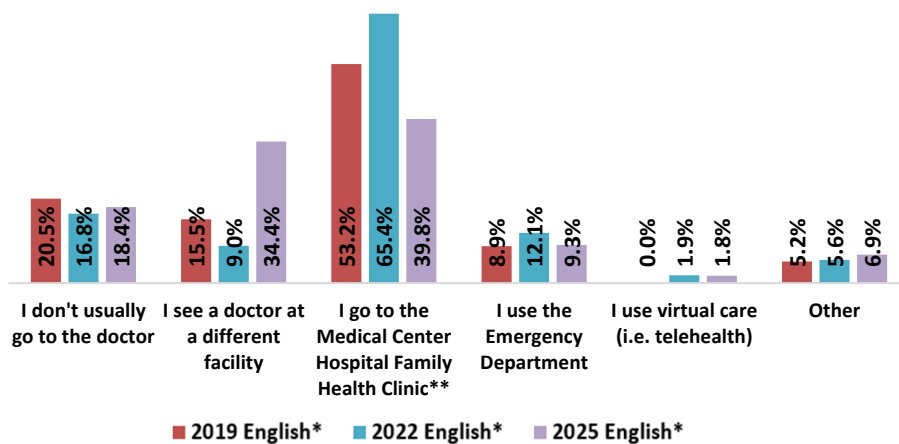
LOCATION OF CARE Total Survey Results

2019 n=615
2022 n=451
2025 n=1,525



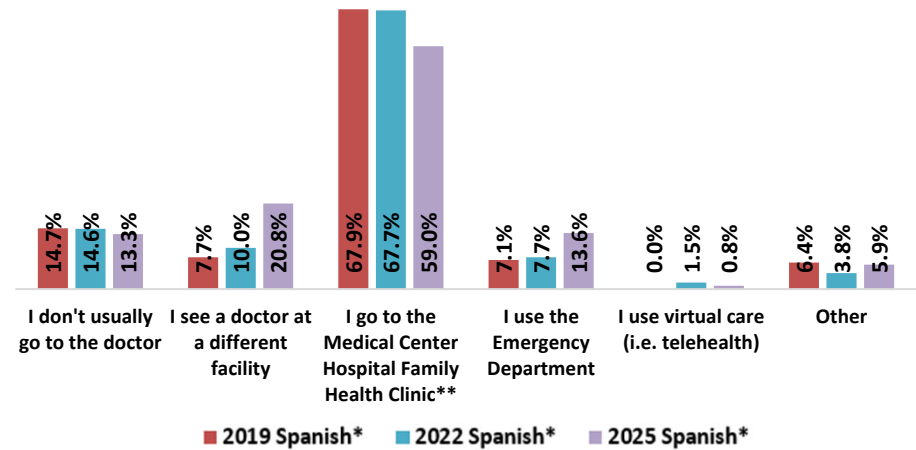
Survey Results: English

2019 n=459
2022 n=321
2025 n=1,135



Survey Results: Spanish

2019 n=156
2022 n=130
2025 n=390



Source: Medical Center Health System, FHC Survey; conducted by CHC Consulting; February 3, 2025 – February 28, 2025.

Survey Question: Where do you usually go when you're sick or need to see a doctor?

*Respondents selected multiple responses. Percentages may not total 100%.

**Respondents selected this answer that was appropriately titled for the clinic at which they took the survey (i.e., FHC, Healthy Kids Clinic, Women's Clinic)

Note: A '-' indicates that no data is available. "I use virtual care (i.e. telehealth)" prompt was added in 2022.

Family Health Clinic Survey

Where do you usually go when you're sick or need to see a doctor?

- Responses from individuals who answered “Other” and provided more information are included below:
 - “If it's an emergency I go to the ER.” (FHC)
 - “My insurance changed so I can't see Allie Black.” (FHC)
 - “Mexico takes my insurance.” (HKC)
 - “In Mexico.” (FHC)
 - “I wait until the next day.” (HKC)
 - “Ecuador or Mexico.” (HKC)
 - “It’s difficult because of money.” (WC)
 - “I just got insurance and looking for a doctor.” (WC)
 - “Primarily Mexico.” (WC)

Family Health Clinic Survey

Do you or does anyone in your family have problems seeing a doctor?

Total

- In 2019, 2022 and 2025, cost and no insurance/limited insurance are cited as the biggest barriers to seeing a doctor
- Patients citing cost as a barrier to care decreased between 2019 and 2025
- Patients citing no insurance as a barrier to care decreased between 2019 and 2025, while limited insurance as a barrier to care increased during that time
- Patients citing lack of extended or weekend hours as a barrier to care increased between 2019 and 2025
- Patients who indicated no problems in seeing a doctor increased between 2019 and 2025

English

- In 2019, 2022 and 2025, cost and no insurance/limited insurance are cited as the biggest barriers to seeing a doctor for **English** patients
- **English** patients citing cost as a barrier to care decreased between 2019 and 2025
- **English** patients citing no insurance as a barrier to care decreased between 2019 and 2025, while limited insurance as a barrier to care increased during that time
- **English** patients who indicated no problems in seeing a doctor increased between 2019 and 2025

Spanish

- In 2019, 2022 and 2025, cost and no insurance/limited insurance are cited as the biggest barriers to seeing a doctor for **Spanish** patients
- **Spanish** patients citing cost as a barrier to care decreased between 2019 and 2025
- **Spanish** patients citing no insurance as a barrier to care decreased between 2019 and 2025
- **Spanish** patients citing lack of extended or weekend hours as a barrier to care increased between 2019 and 2025
- **Spanish** patients who indicated no problems in seeing a doctor increased between 2019 and 2025

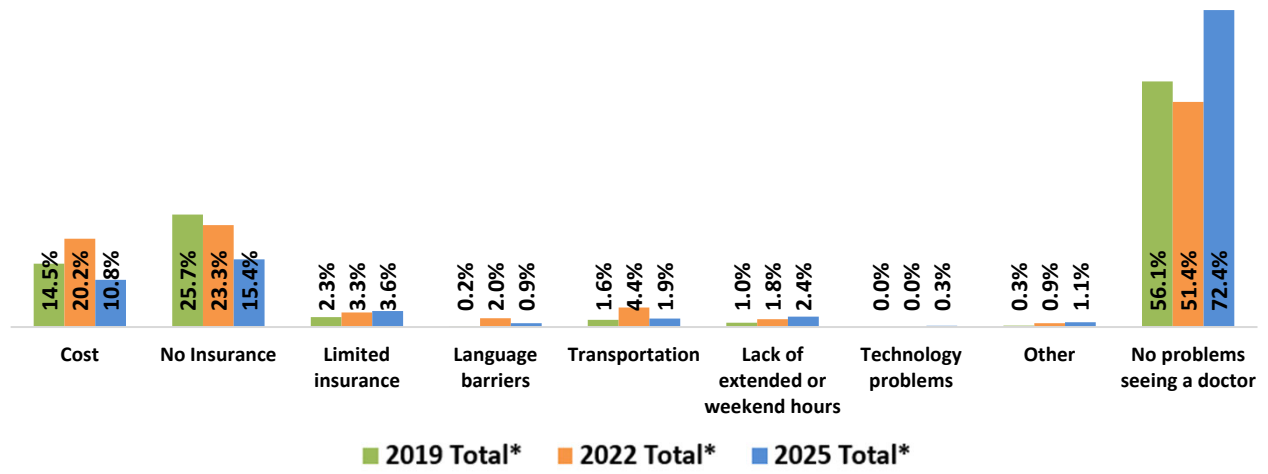
Source: Medical Center Health System, FHC Survey; conducted by CHC Consulting; February 3, 2025 – February 28, 2025.

**Respondents selected this answer that was appropriately titled for the clinic at which they took the survey (i.e., FHC, Healthy Kids Clinic, Women's Clinic)

BARRIERS SEEING A DOCTOR

Total Survey Results

2019 n=615
2022 n=451
2025 n=1,399

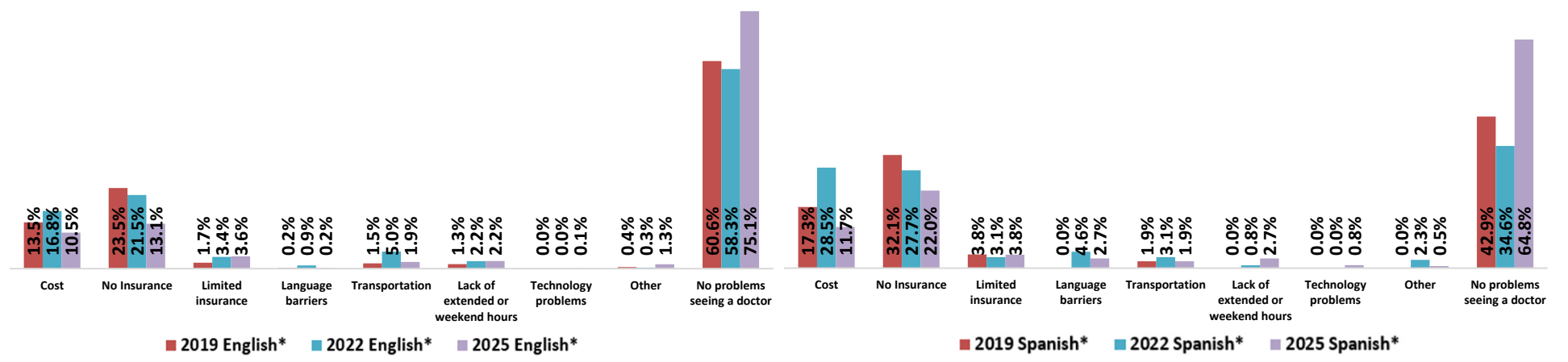


Survey Results: English

2019 n=459
2022 n=321
2025 n=1,030

Survey Results: Spanish

2019 n=156
2022 n=130
2025 n=369



Source: Medical Center Health System, FHC Survey; conducted by CHC Consulting; February 3, 2025 – February 28, 2025.

Survey Question: Do you or does anyone in your family (parent, sibling, child, etc.) have problems seeing a doctor? (select all that apply)

*Respondents selected multiple responses. Percentages may not total 100%.

**Respondents selected this answer that was appropriately titled for the clinic at which they took the survey (i.e., FHC, Healthy Kids Clinic, Women's Clinic)

Note: A '-' indicates that no data is available. "I use virtual care (i.e. telehealth)" prompt was added in 2022.

Family Health Clinic Survey

Do you or does anyone in your family have problems seeing a doctor?

- Responses from individuals who answered “Other” and provided more information are included below:
 - “Child care.” (FHC)
 - “Appointment issues.” (FHC)
 - “Can’t find pediatrician.” (FHC)
 - “Medicaid ends on 3/1/2025, I work part time so no insurance available.” (FHC)
 - “Work.” (FHC)
 - “Trying to get appointment times.” (HKC)
 - “Out of network.” (HKC)
 - “Not accepting new patients.” (HKC)
 - “Our doctor won’t see sick patients, we have to go to a clinic.” (WC)
 - “Too expensive.” (WC)

Family Health Clinic Survey

Location of care for respondents citing cost and insurance barriers

Total

- In 2019, 2022 and 2025, the majority of respondents citing cost and insurance barriers to care go to FHC** when they are sick or need to see a doctor
- Patients citing cost and insurance barriers to care who indicated they don't usually go to the doctor decreased between 2019 and 2025, while patients citing cost and insurance barriers to care who indicated they use the Emergency Department increased during that time
- Patients citing cost and insurance barriers to care who indicated they see a doctor at a different facility increased between 2019 and 2025

English

- In 2019, 2022 and 2025, the majority of **English** respondents citing cost and insurance barriers to care go to FHC** when they are sick or need to see a doctor
- **English** patients citing cost and insurance barriers to care who indicated they don't usually go to the doctor and who indicated they use the Emergency Department fluctuated between 2019 and 2025
- **English** patients citing cost and insurance barriers to care who indicated they see a doctor at a different facility increased between 2019 and 2025

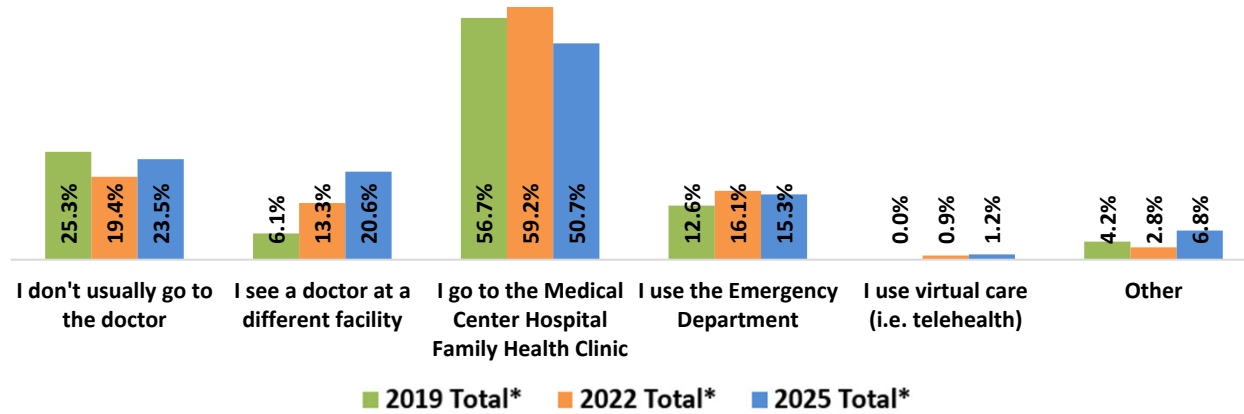
Spanish

- In 2019, 2022 and 2025, the majority of **Spanish** respondents citing cost and insurance barriers to care go to FHC** when they are sick or need to see a doctor
- **Spanish** patients citing cost and insurance barriers to care who indicated they don't usually go to the doctor slightly decreased between 2019 and 2025, while **Spanish** patients citing cost and insurance barriers to care who indicated they use the Emergency Department increased between 2019 and 2025
- **Spanish** patients citing cost and insurance barriers to care who indicated they see a doctor at a different facility increased between 2019 and 2025

LOCATION OF CARE FOR RESPONDENTS CITING COST AND INSURANCE BARRIERS

Total Survey Results

2019 n=261
2022 n=211
2025 n=412

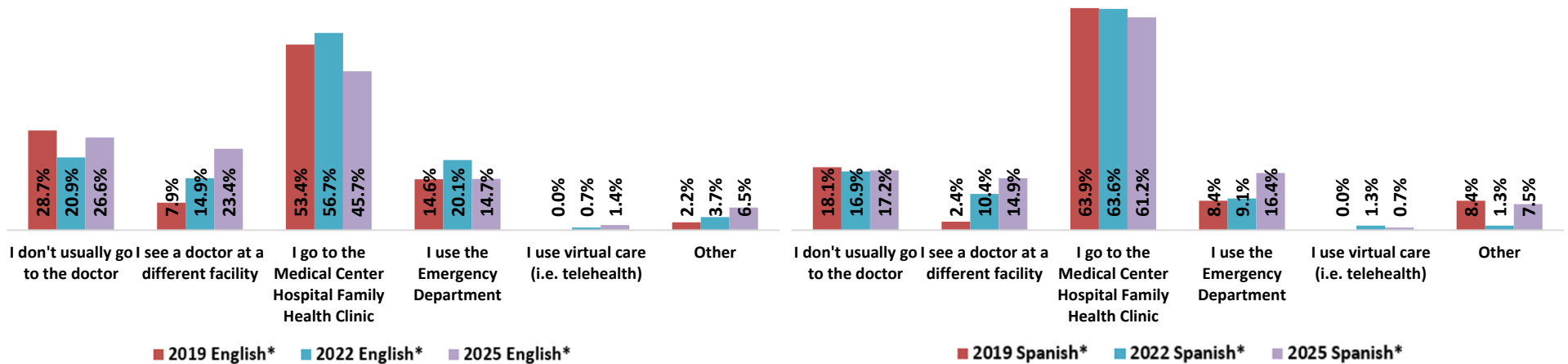


Survey Results: English

2019 n=178
2022 n=134
2025 n=278

Survey Results: Spanish

2019 n=83
2022 n=77
2025 n=134



Source: Medical Center Health System, FHC Survey; conducted by CHC Consulting; February 3, 2025 – February 28, 2025.

Chart definition: Respondents who selected "Cost," "No insurance," or "Limited insurance," for the question asking "Do you or does anyone in your family (parent, sibling, child, etc.) have problems seeing a doctor?" and the associated response to "Where do you usually go when you're sick or need to see a doctor?"

*Respondents selected multiple responses. Percentages may not total 100%.

**Respondents selected this answer that was appropriately titled for the clinic at which they took the survey (i.e., FHC, Healthy Kids Clinic, Women's Clinic)

Note: A '-' indicates that no data is available. "I use virtual care (i.e. telehealth)" prompt was added in 2022.

Family Health Clinic Survey

*Barriers to care for FHC** patients*

Total

- In 2019, 2022 and 2025, cost and no insurance/limited insurance are cited as the biggest barriers to seeing a doctor for FHC** patients
- FHC** patients citing cost and no insurance as a barrier to care decreased between 2019 and 2025, while patients citing limited insurance increased during that time
- FHC** patients who indicated transportation problems in seeing a doctor and lack of extended or weekend hours increased between 2019 and 2025
- FHC** patients who indicated no problems seeing a doctor increased between 2019 and 2025

English

- In 2019, 2022 and 2025, cost and no insurance/limited insurance are cited as the biggest barriers to seeing a doctor for **English** FHC** patients
- **English** FHC** patients citing cost and no insurance as a barrier to care decreased between 2019 and 2025, while patients citing limited insurance increased during that time
- **English** FHC** patients who indicated transportation problems in seeing a doctor and lack of extended or weekend hours increased between 2019 and 2025
- **English** FHC** patients who indicated no problems seeing a doctor increased between 2019 and 2025

Spanish

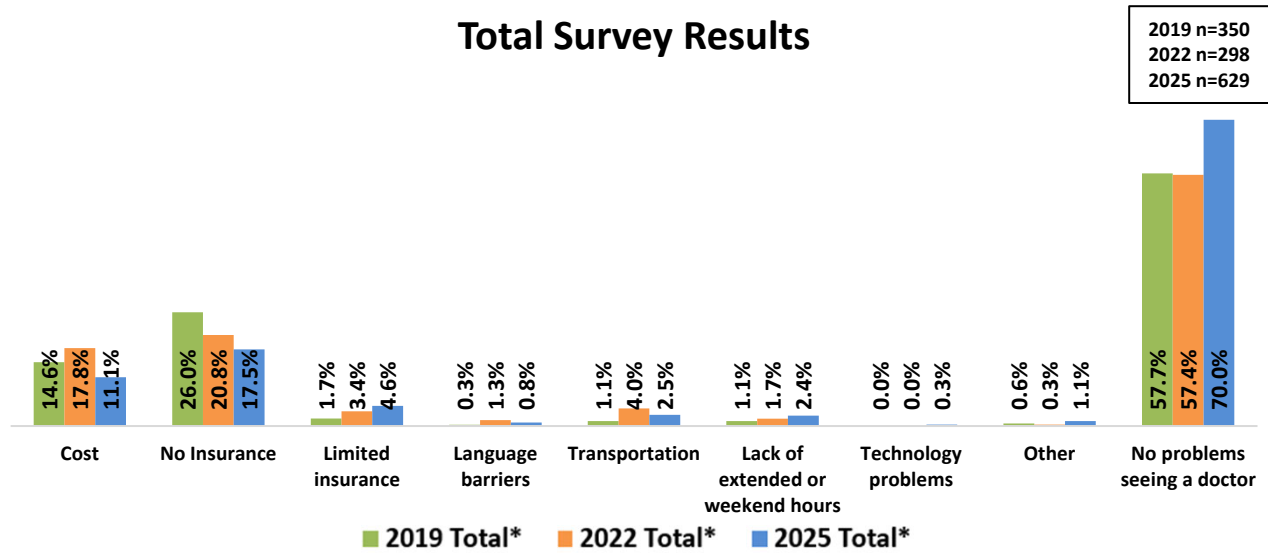
- In both 2019 and 2022, cost and no insurance/limited insurance are cited as the biggest barriers to seeing a doctor In 2019, 2022 and 2025, cost and no insurance/limited insurance are cited as the biggest barriers to seeing a doctor for **Spanish** FHC** patients
- **Spanish** FHC** patients citing cost and no insurance as a barrier to care decreased between 2019 and 2025, while patients citing limited insurance increased during that time
- **Spanish** FHC** patients who indicated transportation problems in seeing a doctor and lack of extended or weekend hours increased between 2019 and 2025
- **Spanish** FHC** patients who indicated no problems seeing a doctor increased between 2019 and 2025

Source: Medical Center Health System, FHC Survey; conducted by CHC Consulting; February 3, 2025 – February 28, 2025.

**Respondents selected this answer that was appropriately titled for the clinic at which they took the survey (i.e., FHC, Healthy Kids Clinic, Women's Clinic)

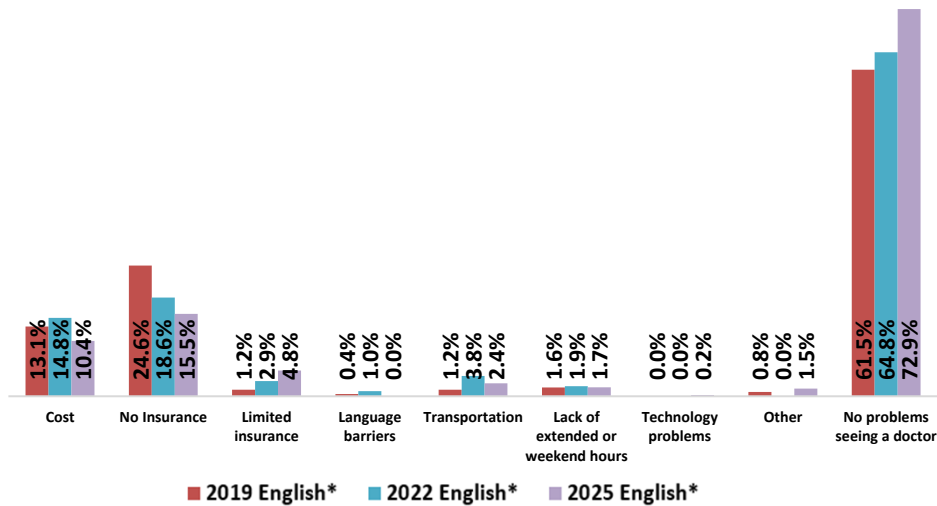
BARRIERS TO CARE FOR FHC PATIENTS

Total Survey Results



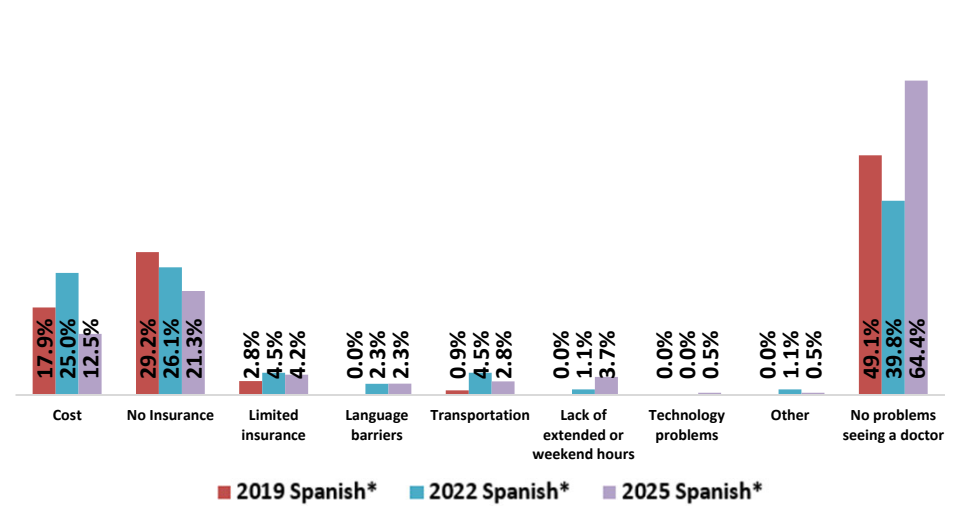
Survey Results: English

2019 n=244
2022 n=210
2025 n=413



Survey Results: Spanish

2019 n=106
2022 n=88
2025 n=216



Source: Medical Center Health System, FHC Survey; conducted by CHC Consulting; February 3, 2025 – February 28, 2025.

Chart definition: Respondents who selected "I go to FHC" when asked "Where do you usually go when you're sick or need to see a doctor?" and the associated response to "Do you or does anyone in your family (parent, sibling, child, etc.) have problems seeing a doctor?"

*Respondents selected multiple responses. Percentages may not total 100%.

**Respondents selected this answer that was appropriately titled for the clinic at which they took the survey (i.e., FHC, Healthy Kids Clinic, Women's Clinic)

Note: A '-' indicates that no data is available. "I use virtual care (i.e. telehealth)" prompt was added in 2022.

Family Health Clinic Survey

How likely are you to come to FHC** next time you're sick or need to see a doctor?

Total

- In 2019, 2022 and 2025, the majority of survey respondents indicated they are 'Extremely likely' or 'Somewhat likely' to return to FHC** for care
- Survey respondents who indicated they are 'Extremely likely' to return to FHC** for care decreased between 2019 and 2025, while those who indicated 'Somewhat likely' increased during that time
- Survey respondents who indicated they are 'Very Unlikely' or 'Unsure' if they will return to FHC** for care slightly increased between 2019 and 2025

English

- In 2019, 2022 and 2025, the majority of **English** respondents indicated they are 'Extremely likely' or 'Somewhat likely' to return to FHC** for care
- **English** respondents who indicated they are 'Extremely likely' to return to FHC** for care decreased between 2019 and 2025, while those who indicated 'Somewhat likely' increased during that time
- **English** respondents who indicated they are 'Very Unlikely' or 'Unsure' if they will return to FHC** for care slightly increased between 2019 and 2025

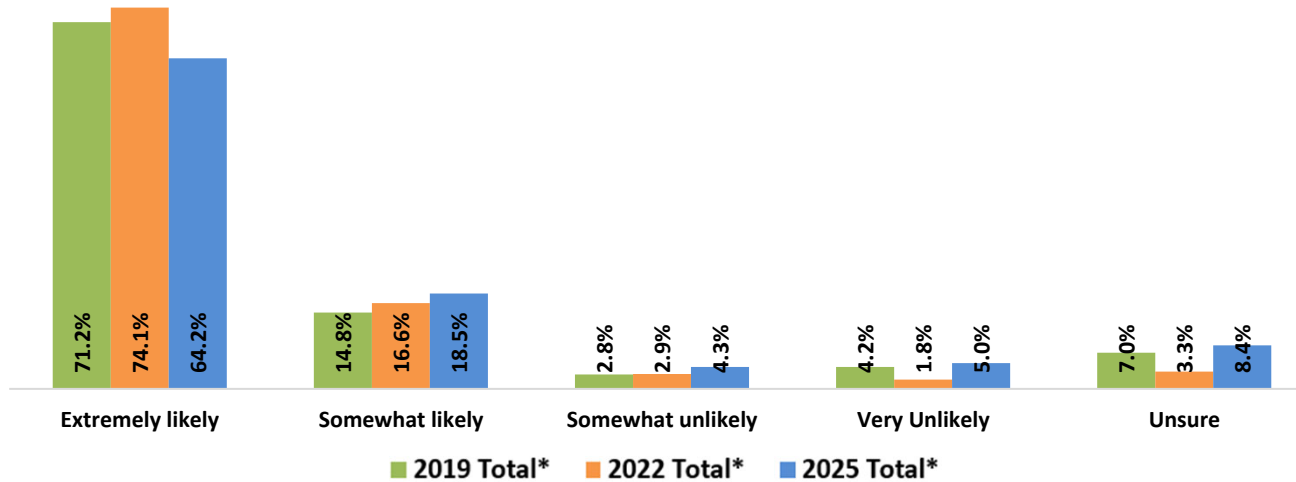
Spanish

- In 2019, 2022 and 2025, the majority of **Spanish** respondents indicated they are 'Extremely likely' or 'Somewhat likely' to return to FHC** for care
- **Spanish** respondents who indicated they are 'Extremely likely' or 'Somewhat likely' to return to FHC** for care increased between 2019 and 2025
- **Spanish** respondents who indicated they are 'Very Unlikely' or 'Unsure' if they will return to FHC** for care slightly decreased between 2019 and 2025

LIKELINESS TO RETURN TO FHC

Total Survey Results

2019 n=615
2022 n=451
2025 n=1,528

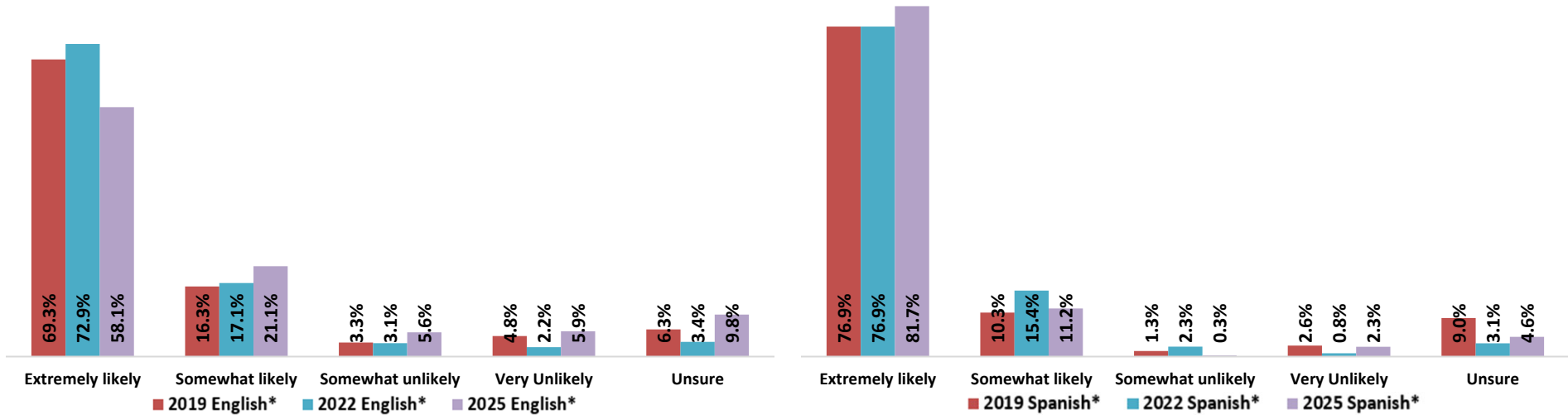


Survey Results: English

2019 n=459
2022 n=321
2025 n=1,135

Survey Results: Spanish

2019 n=156
2022 n=130
2025 n=393



Source: Medical Center Health System, FHC Survey; conducted by CHC Consulting; February 3, 2025 – February 28, 2025.

Survey Question: How likely are you to come to the MCH FHC next time you're sick or need to see a doctor?

*Respondents selected multiple responses. Percentages may not total 100%.

**Respondents selected this answer that was appropriately titled for the clinic at which they took the survey (i.e., FHC, Healthy Kids Clinic, Women's Clinic)

Note: A '-' indicates that no data is available. "I use virtual care (i.e. telehealth)" prompt was added in 2022.

Family Health Clinic Survey

*Likelihood of Returning to FHC***

- Several comments praising the quality of care provided at FHC**
 - “This is the only clinic I visit.” (FHC)
 - “Dr. Raymond Martinez specializes in gynecology. I like to come and see Jackie Lehr, I have always seen Dr. Martinez.” (WC)
 - “Dr. Yadalla is the best, a life saver.” (WC)
 - “Easier, closer to house, come here for Yadalla.” (WC)
 - “Easy access.” (HKC)
 - “Excellent service.” (HKC)
 - “Very friendly doctors, and always answers questions.” (WC)
 - “We love Dr. Hart.” (HKC)
 - “Heard good things at this facility.” (WC)
 - “I receive good attention here.” (WC)

Family Health Clinic Survey

*Likelihood of Returning to FHC** (continued)*

- Opportunity to educate community on services offered, the importance of seeking care and not delaying/putting off care as well as education on cost of care – particularly for the Women’s Clinic:
 - “First time here, don't know much.” (FHC)
 - “If it was an emergency.” (FHC)
 - “If it's over the weekend, I go to the ER.” (HKC)
 - “Too far from home, urgent care closer.” (HKC)
 - “Wasn't aware I could come here for sickness.” (WC)
 - “Didn't know clinic would see sick patients.” (WC)
 - “I didn't know you could make a regular appointment.” (WC)
 - “Depends on if Medicaid is accepted.” (WC)
 - “Didn't know I could see doctor.” (WC)
 - “If they provide care aside from well women, I would definitely come.” (WC)
 - “I didn’t know I could come to Women's clinic for sickness.” (WC)
 - “I wouldn't know who my doctor would be.” (WC)
 - “WTX Urgent care is usually quicker.” (WC)

Family Health Clinic Survey

*Barriers to care for those most likely to return to FHC***

Total

- In 2019, 2022 and 2025, the majority of survey respondents who are likely to return to FHC** for care cited cost and no insurance/limited insurance as barriers to seeing a doctor
- Survey respondents who are likely to return to FHC** for care and cited cost and no insurance as a barrier to care when they are sick or need to see a doctor decreased between 2019 and 2025, while those citing limited insurance and lack of extended or weekend hours increased during that time
- Survey respondents who are likely to return to FHC** for care and cited no problems seeing a doctor increased between 2019 and 2025

English

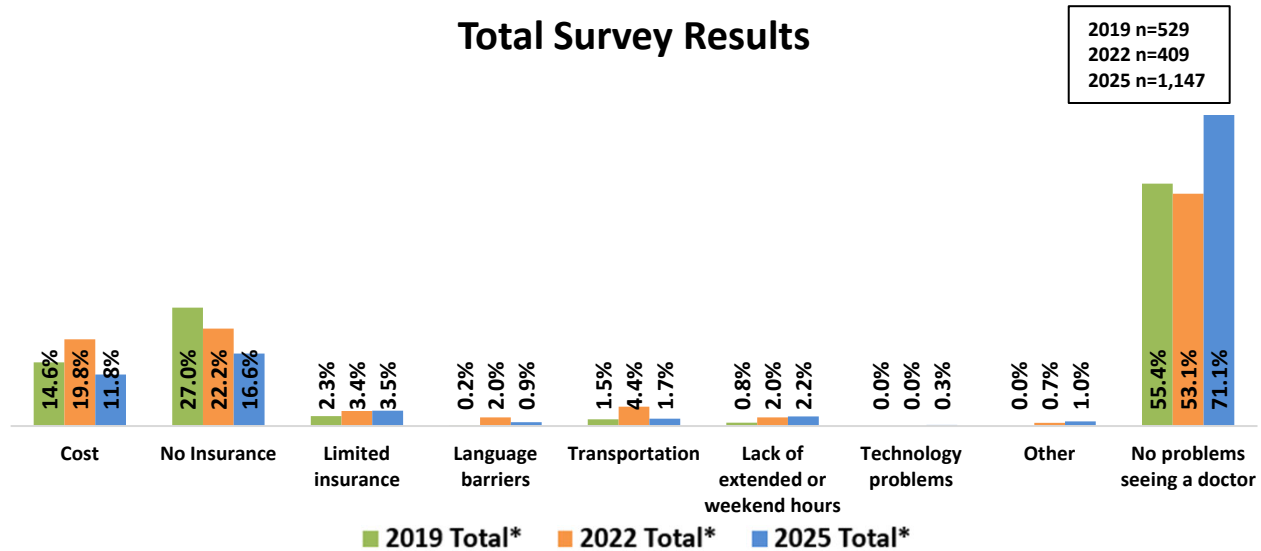
- In 2019, 2022 and 2025, the majority of **English** respondents who are likely to return to FHC** for care cited cost and no insurance/limited insurance as barriers to seeing a doctor
- **English** respondents who are likely to return to FHC** for care and cited cost and no insurance as a barrier to care when they are sick or need to see a doctor decreased between 2019 and 2025, while those citing limited insurance increased during that time
- **English** respondents who are likely to return to FHC** for care and cited no problems seeing a doctor increased between 2019 and 2025

Spanish

- In 2019, 2022 and 2025, the majority of **Spanish** respondents who are likely to return to FHC** for care cited cost and no insurance/limited insurance as barriers to seeing a doctor
- **Spanish** respondents who are likely to return to FHC** for care and cited cost and no insurance/limited insurance as a barrier to care when they are sick or need to see a doctor decreased between 2019 and 2025, while those citing lack of extended or weekend hours increased during that time
- **Spanish** respondents who are likely to return to FHC** for care and cited no problems seeing a doctor increased between 2019 and 2025

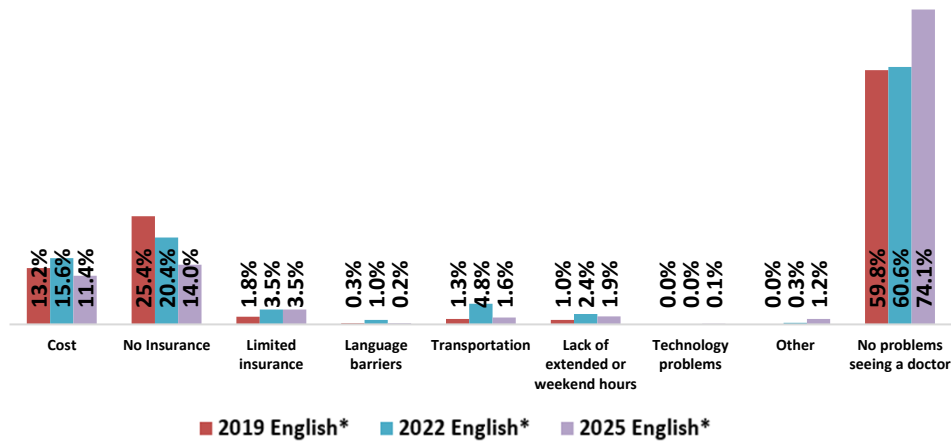
PROBLEMS SEEING A DOCTOR AMONG THOSE LIKELY TO RETURN TO FHC

Total Survey Results



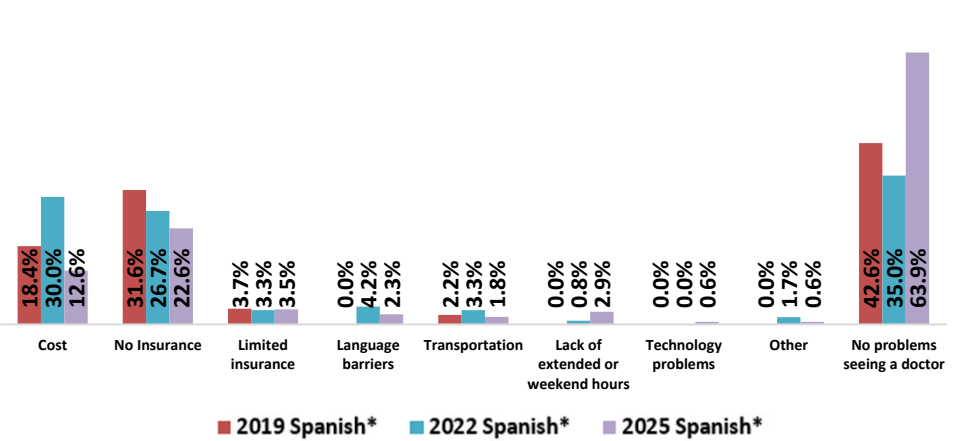
Survey Results: English

2019 n=393
2022 n=289
2025 n=806



Survey Results: Spanish

2019 n=136
2022 n=120
2025 n=341



Source: Medical Center Health System, FHC Survey; conducted by CHC Consulting; February 3, 2025 – February 28, 2025.

Chart definition: Respondents who selected “Extremely likely” or “Somewhat likely” when asked “How likely are you to come to FHC next time that you’re sick or need to see a doctor?” and the associated response to “Do you or does anyone in your family (parent, sibling, child, etc.) have problems seeing a doctor?”

*Respondents selected multiple responses. Percentages may not total 100%.

**Respondents selected this answer that was appropriately titled for the clinic at which they took the survey (i.e., FHC, Healthy Kids Clinic, Women’s Clinic)

Note: A ‘-’ indicates that no data is available. “I use virtual care (i.e. telehealth)” prompt was added in 2022.

Family Health Clinic Survey

*How likely are you to use FHC** if it offered extended hours?*

Total

- In 2025, the majority of survey respondents indicated they are ‘Extremely likely’ or ‘Somewhat likely’ to utilize FHC** if it offered extended hours, such as evenings and weekends

English

- In 2025, the majority of **English** survey respondents indicated they are ‘Extremely likely’ or ‘Somewhat likely’ to utilize FHC** if it offered extended hours
- A larger percentage of **English** respondents indicated they are ‘Somewhat unlikely’, ‘Very unlikely’ or ‘Unsure’ if they would utilize FHC** if it offered extended hours as compared to **Spanish** respondents

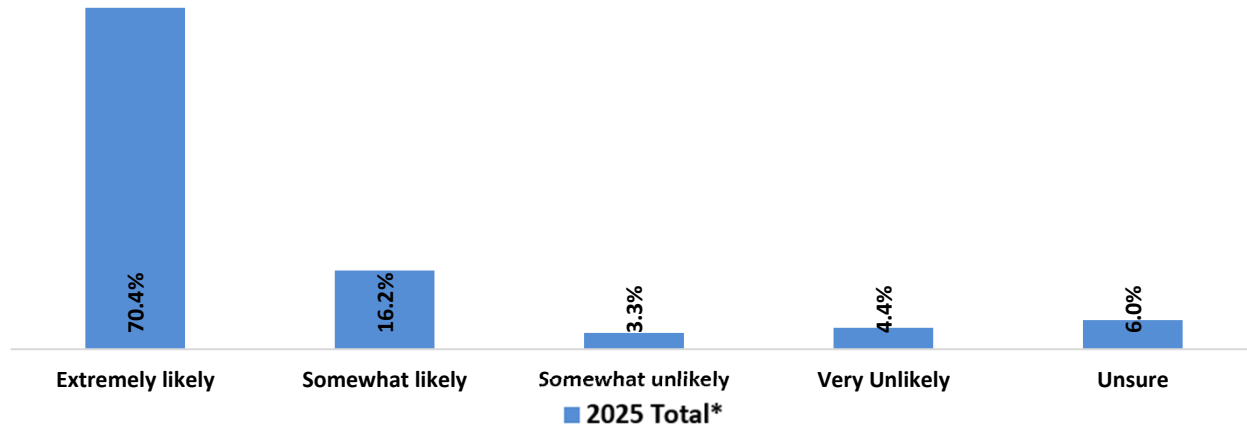
Spanish

- In 2025, the majority of **Spanish** survey respondents indicated they are ‘Extremely likely’ or ‘Somewhat likely’ to utilize FHC** if it offered extended hours
- A larger percentage of **Spanish** respondents indicated they are ‘Extremely likely’ to utilize FHC** if it offered extended hours as compared to **English** respondents

LIKELINESS TO UTILIZE EXTENDED HOURS

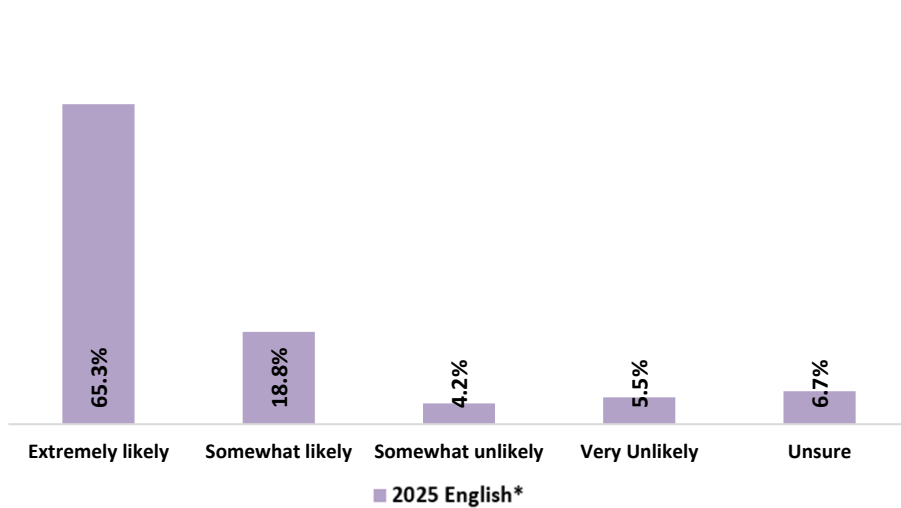
Total Survey Results

2025 n=1,500



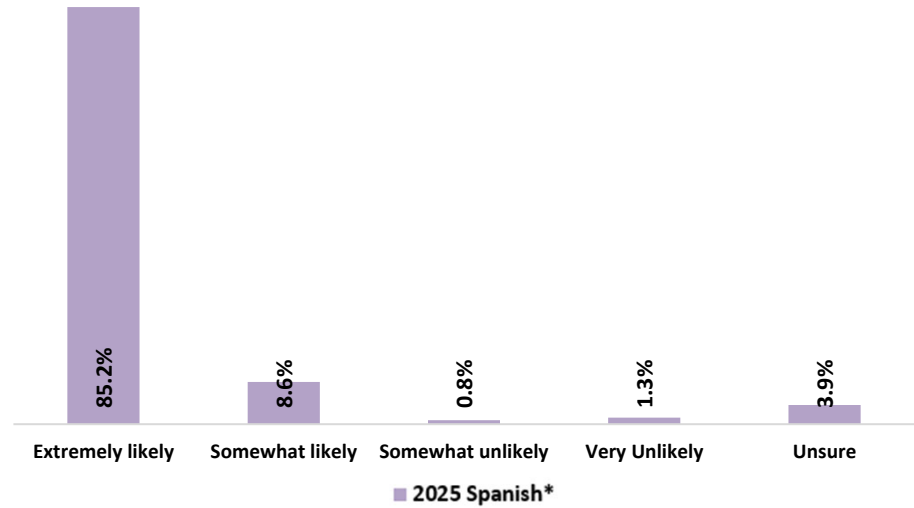
Survey Results: English

2025 n=1,116



Survey Results: Spanish

2025 n=384



Source: Medical Center Health System, FHC Survey; conducted by CHC Consulting; February 3, 2025 – February 28, 2025.

Survey Question: How likely are you to come to the MCH FHC next time you're sick or need to see a doctor?

*Respondents selected multiple responses. Percentages may not total 100%.

**Respondents selected this answer that was appropriately titled for the clinic at which they took the survey (i.e., FHC, Healthy Kids Clinic, Women's Clinic)

Note: A '-' indicates that no data is available. "I use virtual care (i.e. telehealth)" prompt was added in 2022.

Family Health Clinic Survey

*How likely are you to use FHC** if it offered extended hours?*

- Responses from individuals who answered “Unsure” or “Other” and provided more information are included below:
 - “My schedule does not need extended hours at the MCH clinic.” (FHC)
 - “Unemployed at the moment.” (FHC)
 - “Live in Midland and may not drive to Odessa.” (FHC)
 - “Yes, I would like weekends.” (FHC)
 - “We need same day appointment times, that is the reason why we go next door.” (HKC)
 - “Hard to get an appointment.” (HKC)
 - “A lot of times kids get sick on the weekends and I have to take them to ER clinics because that is my only option.” (HKC)
 - “With working full time it would be convenient to have evenings and weekends available to us if needed.” (HKC)
 - “Weekends and evenings would be helpful as I wouldn't have to take my child to an urgent care and wouldn't have to call into work.” (HKC)
 - “Very friendly doctors, always answers questions, there's also not many clinics with late hours or open weekends.” (WC)
 - “This would be great for my work schedule.” (WC)
 - “I have small children and it's hard to come when I don't have a baby sitter during regular hours.” (WC)



LOCAL COMMUNITY HEALTH REPORTS

Region 9 Prevention Resource Center

Regional Needs Assessment 2022

- The Regional Needs Assessment (RNA) report is created by each Prevention Resource Center in the state of Texas, in conjunction with the Health and Human Services Commission (HHSC) every year. The data compiled to produce this report is gathered to provide the state, agencies, organizations, and the community at large with a comprehensive view of information about the trends, outcomes, and consequences associated with alcohol, tobacco, and other drug use in the region.
- The methodology for this report was designed to enable PRC's, HHSC, and community stakeholders to engage in long-term strategic prevention planning based on current and prospective services relative to the needs of the communities in the State. The information compiled in the RNA is utilized to build a Regional Data Repository, which has become a regional asset throughout the State. The RNA represents a summary of statistics relevant to risk and protective factors associated with drug use, as well as consumption patterns, and consequence data at the national, state, regional, and local level.
- The RNA offers insight related to gaps in services and allows for data accessibility for Region 9. The 2022 RNA is a summary of Key Informant interviews. The sectors that were represented in this process were business community, civic and volunteer groups, faith-based organizations, healthcare professionals, law enforcement, local mental health authority, media, youth/young adult serving organizations, parents, education sector, and state and local government.
- Participants were randomly selected by city/county and then approached to participate in an interview with the Data Coordinator or the Public Relations Coordinator. The interviewees that agreed to participate were mostly representatives from the 3 most populated counties in Region 9, Midland, Ector and Tom Green.

Region 9 Prevention Resource Center

Regional Needs Assessment 2022

- The takeaways from these Key Informant interviews are of those interviewed there was a commonality in the lack of prevention, and mental/emotional health resources, information about resources, accessibility to resources, and many similar concerns regarding youth substance use/misuse.
- It is evident that more prevention awareness is needed in schools, communities and throughout each community sector is needed. These interviews are informative and will be used to inform the community and stakeholders about concerns, resources, and education.
- The most powerful quote from an interview was “if my child was using drugs, I would not know what to do or where to start to look for help, I need more information”. Recommendations are to begin talking to and asking prevention and mental health professionals where are prevention messages in the community? How can communities gain “more” knowledge of resources and feel empowered to have conversations in their communities and sectors. If the biggest concern revolves around resources, accessibility and knowing about them, then that is something that should be looked at in each community in Region 9.
- Lastly, education and awareness are another takeaway from the interviews. With the quote above, it is apparent that those who never needed the resource before will struggle when the time comes to need it, and does not help in reducing the stigma around seeking help or treatment. By informing the community, faith-based communities, parents, educators, counselors, LMHA’s, business community, non-profits, youth serving organizations, civic groups and volunteers, stakeholders, and law enforcement of opportunities to learn about prevention and how to have conversations at home or in their sector could help young people and those who need treatment change their course in life.

ContinueCARE Hospital at Medical Center

Community Health Needs Assessment - 2025

- ContinueCARE Hospital at Medical Center operates in collaboration with our host hospital, MCH in Odessa. As part of this agreement, ContinueCARE Hospital at Medical Center leases space and purchases certain ancillary services from our host hospital.

Methodology

- ContinueCARE Hospital at Medical Center utilized CHC ContinueCARE to help complete their community health needs assessment
- The community health needs assessment report encompasses demographic data, health data and one-on-one interviews with individuals who have special knowledge of the communities

Prioritized Needs

- ContinueCARE Hospital at Medical Center's prioritized health needs are:
 1. Prevention, Education and Services to Address High Mortality Rates, Chronic Diseases, Preventable Conditions and Unhealthy Lifestyles
 2. Increased Emphasis on Addressing Social Determinants of Health
 3. Access to Specialty Care Services and Providers



INPUT REGARDING THE HOSPITAL'S PREVIOUS CHNA

Consideration of Previous Input

- IRS Final Regulations require a hospital facility to consider written comments received on the hospital facility's most recently conducted CHNA and most recently adopted Implementation Strategy in the CHNA process.
- The hospital made every effort to solicit feedback from the community by providing a feedback mechanism on the hospital's website. However, at the time of this publication, written feedback has not been received on the hospital's most recently conducted CHNA and Implementation Strategy.
- To provide input on this CHNA please see details at the end of this report or respond directly to the hospital online at the site of this download.



EVALUATION OF HOSPITAL'S IMPACT



Evaluation of Hospital's Impact

- IRS Final Regulations require a hospital facility to conduct an evaluation of the impact of any actions that were taken, since the hospital facility finished conducting its immediately preceding CHNA, to address the significant health needs identified in the hospital's prior CHNA.
- This section includes activities completed based on the 2023 to 2025 Implementation Plan.

Medical Center Hospital

FY 2023 - FY 2025 Implementation Plan

A comprehensive, six-step community health needs assessment (“CHNA”) was conducted for Medical Center Hospital (MCH) and the Family Health Clinic (FHC) by Community Hospital Consulting (CHC Consulting). This CHNA utilizes relevant health data and stakeholder input to identify the significant community health needs in Ector County, Texas.

The CHNA Team, consisting of leadership from MCH and the FHC, met with staff from CHC Consulting on April 11, 2022 to review the research findings and prioritize the community health needs. Five significant community health needs were identified by assessing the prevalence of the issues identified from the health data findings combined with the frequency and severity of mentions in community input.

The CHNA Team participated in a prioritization process using a structured matrix to rank the community health needs based on three characteristics: size and prevalence of the issue, effectiveness of interventions and their capacity to address the need. Based on the unique capabilities of the facilities, MCH prioritized separately from the FHC in order to tailor their list of identified needs to their specific patient population and resources. Through collaboration, engagement and partnership with the community, MCH and the FHC will address the following priorities with a specific focus on addressing social determinants of health among specific populations.

The five most significant needs as decided upon by MCH leadership are listed below:

- 1.) Continued Emphasis on Recruitment and Retention of Healthcare Workforce to Increase Access to Primary and Specialty Care
- 2.) Access to Mental and Behavioral Health Care Services and Providers
- 3.) Prevention, Education and Services to Address High Mortality Rates, Chronic Diseases, Preventable Conditions and Unhealthy Lifestyles
- 4.) Continued Focus on COVID-19 Prevention & Response
- 5.) Access to Dental Care Services and Providers

Once this prioritization process was complete, MCH leadership discussed the results and decided to address four of the five prioritized needs in various capacities through its implementation plan. While MCH acknowledges that this is a significant need in the community, “Access to Dental Care Services and Providers” is not addressed largely due to the fact that it is not a core business function of the hospital and the limited capacity of the hospital to address this need. MCH will continue to support local organizations and efforts to address this need in the community. The Medical Center Hospital Family Health Clinic is addressing the need for “Access to Dental Care Services and Providers” in their clinic-specific implementation plan, and MCH will continue to support them in addressing this need in the community.

MCH leadership has developed the following implementation plan to identify specific activities and services which directly address the remaining priorities. The objectives were identified by studying the prioritized health needs, within the context of the hospital’s overall strategic plan and the availability of finite resources. The plan includes a rationale for each priority, followed by objectives, specific implementation activities, responsible leaders, annual updates and progress, and key results (as appropriate).

The MCH Board reviewed and adopted the 2022 Community Health Needs Assessment and Implementation Plan on August 2, 2022.

Priority #1: Continued Emphasis on Recruitment and Retention of Healthcare Workforce to Increase Access to Primary and Specialty Care

Rationale:

Ector County has a lower rate of primary care providers per 100,000 population than the state, as well as a higher rate of preventable hospitalizations and residents who do not have a personal doctor than the state.

Interviewees discussed a shortage of primary care providers despite gains made by the hospital to increase primary care and specialist providers in the area. This could partly be due to the population growth in the area as well as transportation barriers for many but particularly for seniors. It was also mentioned that there are limitations on insurance types, particularly Medicaid, being accepted by local primary care providers in the community, and difficulty seeking primary care services may be leading to outmigration of patients to larger cities or inappropriately using the Emergency Room. Interviewees noted regarding the future needs for providers: "We are expecting some significant growth and with that in mind, our current number of providers would not meet the need." Another interviewee mentioned regarding accessibility of services for those without commercial insurance: "It's nearly impossible to find primary care providers who will see an individual with Medicaid. A lot of people end up in a crisis because they didn't have access to care."

Despite its aim to help address perceived long wait times for appointments, the increase in telehealth services were met with mixed perceptions. Though telehealth was perceived as a means of adding providers to the area particularly for psychiatric services, some interviewees felt that telehealth was not a popular means of providing care. One interviewee felt that recruitment efforts were enhanced by telehealth, stating: "We're still predominantly rural and surrounded by rural counties. We need more telemedicine because I think we'll continue to struggle to recruit providers into the community. I see that growth is needed in the healthcare industry and those could be big issues that will hurt the community down the line."

Healthcare worker burnout was a top concern due to the state and nation-wide shortages of healthcare providers as well as resource limitations. One interviewee stated: "We're seeing extraordinarily high levels of vacancies and resource limitations across the entire state. It's like the workforce has been depleted. We don't know where they've gone or what has happened to them. The world around us has changed to have more resource limitations and that's COVID-related."

Many interviewees raised concern surrounding succession planning needs for current primary care providers, particularly the growing trend to replace primary care physicians with physician extenders such as Physician Assistants and Nurse Practitioners. One interviewee stated: "It's become a customary practice [here] to fill provider offices with PAs. I don't see a lot of actual physicians." The elderly population was also noted as a population that appreciates a continuous relationship with their provider, making it difficult if their provider changes.

With regards to specialty care, interviewees praised existing providers for their high quality of care in the community. Interviewees also discussed outmigration to Odessa, Lubbock and Houston due to limited local resources, primary care provider referrals, a need for a higher level of care or a perception that larger cities provide better care. This outmigration may result in transportation and cost barriers. It was also noted that the shortage of specialty providers and limited availability of physicians providing rotating coverage leads to long wait times for appointments or lack of care. The financial burden of specialty care along with limited or no insurance coverage was mentioned by many interviewees as the largest barrier for care. One interviewee mentioned: "For specialty care, it comes back to whether or not you have insurance to afford the care. With heart doctors, we don't have enough providers to accept the underserved. Some folks go across the border and do what they can to take care of themselves."

Specific specialties mentioned as needed in the community include Pediatric Orthopedics, Hematology/Oncology, Neurosurgery/Spine, Gastroenterology, Endocrinology, Neurology, Infectious Disease and Pain Management. One interviewee noted: "GI is our biggest issue. You wait for months to see a GI. We don't have any pediatric specialty options here, you have to take kids to Lubbock."

In the Family Health Clinic Survey, there was an increase in patients who utilized the Emergency Department when they are sick or need to see a doctor. Cost and no insurance/limited insurance are cited as the biggest barriers to seeing a doctor which only increased from 2019 to 2022. One respondent noted: "I use the ER if I can't get into see my Doctor."

Objective:

Engage in physician recruitment efforts, coupled with the implementation of strategies to retain physicians in the area

Implementation Activity	Responsible Leader(s)	FY 2023		FY 2024		FY 2025	
		Progress	Key Results (As Appropriate)	Progress	Key Results (As Appropriate)	Progress	Key Results (As Appropriate)
1.A. MCH completed its Physician Needs Assessment and will use this report as a roadmap for its recruitment efforts of primary and specialty care providers to the area. Additionally, MCH will continue to track visits to its facilities in order to assess primary and specialty care recruitment opportunities in the community.	VP MCHS ProCare, FHC Executive Director	ONGOING (as appropriate)	Physician needs assessed and identified. MCH working on a plan with recruiter and CMO to attract and retain physicians in the Permian Basin. Also working on onboarding and making MCH an attractive, smooth-flow work environment for retention and recruitment.	ONGOING (as appropriate)	Physician needs assessed and identified. MCH working on a plan with recruiter and CMO to attract and retain physicians in the Permian Basin. Also working on onboarding and making MCH an attractive, smooth-flow work environment for retention and recruitment.	ONGOING (as appropriate)	Physician needs assessed and identified. MCH working on a plan with recruiter and CMO to attract and retain physicians in the Permian Basin. Also working on onboarding and making MCH an attractive, smooth-flow work environment for retention and recruitment.
1.B. MCH will continue to offer weekend and extended hours in its urgent care clinics and retail clinics, and evaluates expansion of such hours as appropriate.	MCHS ProCare	ONGOING (as appropriate)	Urgent Care 9a-9p Mon-Fri and 10-6 Sat-Sun, Retail is 8a-7p Mon-Sat.	ONGOING (as appropriate)	Urgent Care 9a-9p Mon-Fri and 10-6 Sat-Sun, Retail is 8a-7p Mon-Sat.	ONGOING (as appropriate)	Urgent Care 9a-9p Mon-Fri and 10-6 Sat-Sun, Retail is 8a-7p Mon-Sat.

Implementation Activity	Responsible Leader(s)	FY 2023		FY 2024		FY 2025	
		Progress	Key Results (As Appropriate)	Progress	Key Results (As Appropriate)	Progress	Key Results (As Appropriate)
<p>1.C. MCH will continue to partner with local schools to provide clinical rotation education in nursing and other allied health professions and several nursing leadership team members at the hospital will continue to serve as adjunct staff at local universities as appropriate. Additionally, MCH will continue to partner with Odessa College to build their simulation hospital in the area.</p>	Nursing Education Department	ONGOING (as appropriate)	MCH continues to partner with Odessa College, Midland College, UT Permian Basin, Texas Tech Nursing program. Odessa College is looking to start a new BSN program in 2025.	ONGOING (as appropriate)	MCH continues to partner with local schools. Serving over 450 nursing students in the Permian Basin with day and night clinical rotations. Simulation hospital opened in the Fall of 2024.	ONGOING (as appropriate)	MCH continues to partner with local schools. Serving over 450 nursing students with clinical rotations. Odessa College BSN program started in Spring of 2025 with 25 students.
<p>1.D. MCH will continue to promote its available primary and specialty care physicians or services through its weekly news spot and weekly interviews, social media outlets and other community events.</p>	MCHS ProCare, MCHS Marketing	ONGOING (as appropriate)	Communications and marketing continue to post stories, events, and physician highlights each month.	ONGOING (as appropriate)	Communications and marketing continue to post stories, events, and physician highlights each month, with the goal of 15 stories per month highlighting special services and health promotion.	ONGOING (as appropriate)	Communications and marketing continue to post stories, events, and physician highlights each month, with the goal of 15 stories per month highlighting special services and health promotion.
<p>1.E. MCH will continue to provide patients' other physicians with a copy of their discharge summaries upon request.</p>	Nursing/IT Department	ONGOING (as appropriate)	MCH continues to promote MyMCH portal for patients to have access in real time to notes and follow up from providers.	ONGOING (as appropriate)	MCH continues to promote MyMCH portal for patients to have access in real time to notes and follow up from providers.	ONGOING (as appropriate)	MCH continues to promote MyMCH portal for patients to have access in real time to notes and follow up from providers.
<p>1.F. MCH will continue to streamline its oncology navigation services into the community health model in an effort to standardize care and services delivered. Dedicated oncology nurse navigators provide care coordination and post discharge services for patients with a new or existing cancer diagnosis. Additionally, oncology navigation is strengthened through partnerships with various local organizations such as the American Cancer Society, West Texas Cancer Center, Hope House and others.</p>	Care Management	ONGOING (as appropriate)	Oncology navigation services continue to grow. Navigators are seeing ~200 patients per month. Navigators do all follow up, plan appointments and provide resources with our community partners.	ONGOING (as appropriate)	Oncology navigation services continue to grow. Navigators are seeing ~200 patients per month. Navigators do all follow up, plan appointments and provide resources with our community partners.	ONGOING (as appropriate)	Oncology navigation services continue to grow. Navigators are seeing ~200 patients per month. Navigators do all follow up, plan appointments and provide resources with our community partners.

Implementation Activity	Responsible Leader(s)	FY 2023		FY 2024		FY 2025	
		Progress	Key Results (As Appropriate)	Progress	Key Results (As Appropriate)	Progress	Key Results (As Appropriate)
<p>1.G. MCH will continue its partnership with Covenant Health System to provide pediatric specialist services as opportunities arise. Additionally, MCH will continue to explore other partnerships within the community to increase pediatric specialty services.</p>	CNO, CMO, ProCare leadership	ONGOING (as appropriate)	MCH continues to partner with Covenant Health System to provide pediatric specialty services, including Pediatric Cardiology, Pediatric Surgery, and Pediatric Neurosurgery at the Healthy Kids Clinic.	ONGOING (as appropriate)	MCH continues to partner with Covenant Health System to provide pediatric specialty services, including Pediatric Cardiology, Pediatric Surgery, and Pediatric Neurosurgery at the Healthy Kids Clinic.	ONGOING (as appropriate)	MCH continues to partner with Covenant Health System to provide pediatric specialty services, including Pediatric Cardiology, Pediatric Surgery, and Pediatric Neurosurgery at the Healthy Kids Clinic.
<p>1.H. In an effort to increase employee retention, MCH recognizes outstanding employees through nominations and award ceremonies on a regular basis.</p>	CNO, HR Director	ONGOING (as appropriate)	MCH recognizes employees on a regularly basis. Examples include DAISY Awards, Associate of the Month, Women of Distinction in the Permian Basin, Chaplain Jimmy Wilson Service Award, Dr. H.E. Hestand Humanitarian Award, Florence Nightingale Nursing Award, and the BOOST Award.	ONGOING (as appropriate)	MCH recognizes employees on a regularly basis. Examples include DAISY Awards, Associate of the Month, Women of Distinction in the Permian Basin, Chaplain Jimmy Wilson Service Award, Dr. H.E. Hestand Humanitarian Award, Florence Nightingale Nursing Award, and the BOOST Award. The MCH people pillar emphasizes recognition, and clinical ladder retention bonuses are offered.	ONGOING (as appropriate)	MCH recognizes employees on a regularly basis. Examples include DAISY Awards, Associate of the Month, Women of Distinction in the Permian Basin, Chaplain Jimmy Wilson Service Award, Dr. H.E. Hestand Humanitarian Award, Florence Nightingale Nursing Award, and the BOOST Award. The MCH people pillar emphasizes recognition, and clinical ladder retention bonuses are offered.
<p>1.I. MCH will continue to host job fairs in the community to provide the opportunity for interested individuals to apply and interview for jobs within the health system.</p>	HR Director	ONGOING (as appropriate)	MCH continues to host job fairs in the community. In FY23, MCH held 4 job fairs for positions including, but not limited to: RN, LVN, Respiratory Therapist, Social Worker, Certified Surgical Tech.	ONGOING (as appropriate)	MCH continues to host job fairs in the community. In FY24, MCH held 4 job fairs for positions including, but not limited to: RN, LVN, Respiratory Therapist, Social Worker, Certified Surgical Tech.	ONGOING (as appropriate)	MCH continues to host job fairs in the community. In FY25, MCH held 4 job fairs for positions including, but not limited to: RN, LVN, Respiratory Therapist, Social Worker, Certified Surgical Tech. MCH is also partnering with TRS to bring on 55 international nurses by the end of 2025.

Implementation Activity	Responsible Leader(s)	FY 2023		FY 2024		FY 2025	
		Progress	Key Results (As Appropriate)	Progress	Key Results (As Appropriate)	Progress	Key Results (As Appropriate)
<p>1.J. MCH will continue to partner with Odessa College and other educational organizations to provide scholarships and support for students and employees pursuing careers within health care.</p>	CNO/CFO/Nursing education	ONGOING (as appropriate)	Currently offering scholarships and tuition reimbursement to all area colleges.	ONGOING (as appropriate)	Currently offering scholarships and tuition reimbursement to all area colleges.	ONGOING (as appropriate)	Currently offering scholarships and tuition reimbursement to all area colleges.
<p>1.K. MCH will expand access to telemedicine services through its online application that allows residents to access primary and specialty care providers and services.</p>	COO/Regional service Director/Procure admin	ONGOING (as appropriate)	MCH continues to work with regional partners to start up telemedicine services.	ONGOING (as appropriate)	MCH continues to work with regional partners to start up telemedicine services. In FY24, Stanton and Ft. Stockton began offering telehealth services with MCH.	ONGOING (as appropriate)	MCH continues to work with regional partners to start up telemedicine services.

Priority #2: Access to Mental and Behavioral Health Care Services and Providers

Rationale:

Data suggests that residents in Ector County do not have adequate access to mental and behavioral health care services and providers. Ector County has a significantly lower rate of mental health care providers per 100,000 than the state and the nation along with an increasing rate of residents with depressive disorders and poor mental health days.

Many interviewees mentioned the overall lack of mental and behavioral health care providers and services in the county and the barriers to recruitment. One interviewee stated: "Difficulty recruiting is a huge issue. There's definitely a workforce shortage when it comes to mental and behavioral health providers - nurses, counselors, therapists, psychiatrists, any of them. They're hard to find, especially in children's areas. Most of our psychiatrists come in through telehealth, they don't live here."

The lack of mental and behavioral health care resources were particularly mentioned for those lacking financial resources and adequate insurance coverage. One interviewee noted: "The biggest challenge is cost. We only have a handful of psychiatrists here. If you don't have insurance, there's a barrier. We have Mental Health and Mental Retardation (MHMR) locally but their wait list is unbelievable. They're strapped for staff." Second to cost, stigma was also noted as a barrier to care no matter financial resources. One interviewee mentioned: "We do have several psychiatrists here, but people don't admit they go. People don't discuss it because of the stigma against it."

It was mentioned several times that the limited or no options for mental and behavioral health care resources in the community lead to people leaving the community and seeking services in other cities particularly for services related to prescription medications, inpatient psychiatric services and autism. One interviewee stated: "We need specialists who deal with autism, the nearest one is in Lubbock and the wait time is 6 months to a year. For autism patients there is some therapy here in Midland, but the wait time is 2 years."

Additionally, it was noted that there is a significant need for specific services for addiction treatment services in the county. Interviewees mentioned that the need for mental health services have only increased as a result of COVID-19 including increases in depression in the elderly, fear and anxiety across all populations and worsened social skills. There has also been an increase in alcohol and drug abuse issues throughout the county. One interviewee mentioned: "There's been a huge uptick in drug abuse anywhere from edibles to smoking marijuana or cocaine. We're seeing elementary school kids vaping."

It was also mentioned that mental health concerns is of even greater concern in light of COVID-19. There is an increasing need for socialization and connection due to isolation during the pandemic. One interviewee specifically stated: "There's a big mental health component that came out during COVID that will take years to unpack. Depression came from it, definitely anxiety, definitely fear."

Objective:

Provide a point of access for mental health services in the community

Implementation Activity	Responsible Leader(s)	FY 2023		FY 2024		FY 2025	
		Progress	Key Results (As Appropriate)	Progress	Key Results (As Appropriate)	Progress	Key Results (As Appropriate)
2.A. MCH will continue to partner with mental health facilities in the region, such as Oceans Behavioral Hospital Permian Basin, River Crest Hospital and PermiaCare, and throughout Texas to provide mental health services to patients.	Care Management	ONGOING (as appropriate)	MCH continues to partner with mental health facilities agencies. Electronic referral system, Xferrel, is utilized for mental health facilities.	ONGOING (as appropriate)	MCH continues to partner with mental health facilities agencies. Electronic referral system, Xferrel, is utilized for mental health facilities.	ONGOING (as appropriate)	MCH continues to partner with mental health facilities agencies. Electronic referral system, Xferrel, is utilized for mental health facilities.
2.B. In conjunction with Midland Memorial Hospital, MCH is exploring the development of a comprehensive mental health facility to provide services for the Permian Basin region.	CEO, CNO, Lead Care Coordinator	ONGOING (as appropriate)	The Permian Basin Behavioral health hospital continues to be developed in partnership with MCH and MMH.	ONGOING (as appropriate)	The Permian Basin Behavioral health hospital continues to be developed in partnership with MCH and MMH. The Behavioral Health Hospital Ground breaking set to open in 2026.	ONGOING (as appropriate)	The Permian Basin Behavioral health hospital continues to be developed in partnership with MCH and MMH. The Behavioral Health Hospital Ground breaking set to open in 2026.
2.C. MCH will continue to update its list of available mental health services in the community in order to connect patients to resources as appropriate.	CEO, Christine, Karime	ONGOING (as appropriate)	List is updated and housed in Care Management.	ONGOING (as appropriate)	List is updated and housed in Care Management.	ONGOING (as appropriate)	List is updated and housed in Care Management.
2.D. MCH will continue to offer mental health support to its employees through the Employee Assistance Program (EAP) provided by Beacon Health Options.	HR Director	ONGOING (as appropriate)	The EAP is provided to all hospital employees and dependents residing with employees, which includes 3 free counseling sessions per year.	ONGOING (as appropriate)	The EAP is provided to all hospital employees and dependents residing with employees, which includes 3 free counseling sessions per year.	ONGOING (as appropriate)	The EAP is provided to all hospital employees and dependents residing with employees, which includes 3 free counseling sessions per year.
2.E. MCH will continue to staff a SANE (Sexual Assault Nurse Examiner) professional within the hospital.	CNO	ONGOING (as appropriate)	MCH maintains 6 Sane Nurses on staff.	ONGOING (as appropriate)	MCH maintains 6 Sane Nurses on staff.	ONGOING (as appropriate)	MCH maintains 6 Sane Nurses on staff.

Implementation Activity	Responsible Leader(s)	FY 2023		FY 2024		FY 2025	
		Progress	Key Results (As Appropriate)	Progress	Key Results (As Appropriate)	Progress	Key Results (As Appropriate)
<p>2.F. MCH will continue to provide telepsych services and in-person evaluations by Texas Tech residents and psychiatrists and supplemental telepsychiatry services in the Emergency Department in order to assist with the crisis evaluation process. Additionally, MCH partners with Amwell for Emergency Room and Inpatient psychiatric coverage.</p>	Care Management	ONGOING (as appropriate)	Telehealth consultations are provided by Texas Tech Psychiatry. Residents are in house 8-1 daily.	ONGOING (as appropriate)	Telehealth consultations are provided by Texas Tech Psychiatry. Residents are in house 8-1 daily.	ONGOING (as appropriate)	Telehealth consultations are provided by Texas Tech Psychiatry. Residents are in house 8-1 daily.

Priority #3: Prevention, Education and Services to Address High Mortality Rates, Chronic Diseases, Preventable Conditions and Unhealthy Lifestyles

Rationale:

Data suggests that higher rates of specific mortality causes and unhealthy behaviors warrants a need for increased preventive education and services to improve the health of the community. Heart disease and cancer are the two leading causes of death in Ector County and the state. Ector County has higher mortality rates than Texas for the following causes of death: heart disease; cancer; chronic lower respiratory diseases; Alzheimer's disease; COVID-19; accidents (unintentional injuries); diabetes mellitus; cerebrovascular diseases; chronic liver disease and cirrhosis; septicemia; colon and rectum cancer; breast cancer; and lung and bronchus cancer.

Ector County has higher prevalence rates of chronic conditions such as obesity, asthma and diabetes in the Medicare population than the state. Ector County also higher percentages of residents participating in unhealthy lifestyle behaviors such as physical inactivity, smoking and binge drinking than the state. With regards to maternal and child health, specifically, Ector County has a higher percentage of low birth weight births, teen (age 0-19 years) births as well as single teen birth rates than the state.

Data suggests that Ector residents are not appropriately seeking preventive care services, such as timely colonoscopies or mammograms and adults and seniors who received timely flu vaccines. Additionally, Ector County has a higher prevalence of HIV diagnoses as compared to the state along with a higher uninsured population.

Several interviewees noted significant rates of chronic conditions and healthy lifestyle behaviors, including obesity, diabetes, heart disease and physical inactivity. Additionally, lack of affordable nutritious food options were discussed by interviewees and how that was resulting in consumption of unhealthy food and higher rates of chronic conditions. Several individuals specified that the younger as well as the Hispanic and minority populations are in the greatest need of education to start and maintain healthy habits. One interviewee mentioned: "We still have a high percentage of teen pregnancies that impact our kids. There's teenage pregnancy, vaping, drug use, smoking diabetes...you have an overall influence of a non-health conscious community." While another stated: "We have seen that we need more education for the Hispanic population and minorities, especially on obesity and diabetes."

Interviewees also noted that low income populations may face cost barriers when accessing healthy lifestyle resources. One interviewee stated: "The trend is towards obesity, diabetes and heart disease problems. What you'll find is if you walk into the grocery store, your healthy foods are so much more expensive than what you can get for chips or frozen dinners. Those factors tie into each other."

Interviewees emphasized the need to educate the community on local resources available for their use. It was discussed that there are many resources and services in the community; however, there is a lot of confusion surrounding what resources are available and how to access those services. Social media was mentioned as an avenue for sharing information and resources within the community. Additionally, many people mentioned that there is confusion on how to navigate the health care system in the area. One interviewee stated: "One big issue is people knowing where to go. We need them to understand the different healthcare locations and what is available. People need more social media to teach them what resources are out there."

A few interviews expressed concern surrounding the limited number of residents with an established primary care provider for preventive care and how that could be leading to an increase in chronic conditions. Furthermore, COVID-19 has impacted residents seeking appropriate follow up care. One interviewee stated: "Diabetes is a big issue. COVID-19 has made [those conditions] worse, there were gaps in follow ups due to the pandemic. People were nervous to go to the doctor's office."

In the Family Health Clinic Survey, there was an increase in patients who cited cost as a barrier to care between 2019 and 2022 for both English and Spanish speaking patients. Confusion around cost of care seemed to be an overarching theme of responses. One respondent noted: "I have no other doctor and little money."

Objective:

Implement programs and provide educational opportunities that seek to address unhealthy lifestyles and behaviors in the community

Implementation Activity	Responsible Leader(s)	FY 2023		FY 2024		FY 2025	
		Progress	Key Results (As Appropriate)	Progress	Key Results (As Appropriate)	Progress	Key Results (As Appropriate)
3.A. MCH will continue to provide the comprehensive heart failure management program, which includes a Heart Failure Navigator, on a weekly basis at a cardiology clinic that is a member of the ProCare network.	Divisional Center for Heart Disease	ONGOING (as appropriate)	The MCH Heart Failure Clinic is operated once a week (0800-1500).	ONGOING (as appropriate)	The MCH Heart Failure Clinic is operated once a week (0800-1500).	ONGOING (as appropriate)	The MCH Heart Failure Clinic is operated once a week (0800-1500).
3.B. MCH will continue to operate the Center for Health and Wellness which includes Mission Fitness. Mission Fitness is a medically integrated fitness center that is open to community members and employees (is fee-based). Special programming within the MCH Mission Fitness facility include a Cancer Wellness Program, Aqua Arthritis Classes, Prenatal Aqua Classes and Yoga, Cardiac and Pulmonary Rehab, Physical Therapy and Sports Medicine, Education Areas (i.e., demonstration kitchen), Urgent Care (24/7), and Laboratory Services.	Mission Fitness Director	ONGOING (as appropriate)	All services remain active.	ONGOING (as appropriate)	All services remain active.	ONGOING (as appropriate)	All services remain active.
3.C. MCH and FHC will continue to work in conjunction to provide outreach and community activities, such as health fairs, community clinics, and education on general health and health careers to the community at large.	MCHS ProCare, FHC Executive Director	ONGOING (as appropriate)	MCH and FHC continue to collaborate to provide outreach and community activities, such as health fairs, community clinics and education on general health/health careers, as opportunities arise.	ONGOING (as appropriate)	MCH and FHC continue to collaborate to provide outreach and community activities, such as health fairs, community clinics and education on general health/health careers, as opportunities arise.	ONGOING (as appropriate)	MCH and FHC continue to collaborate to provide outreach and community activities, such as health fairs, community clinics and education on general health/health careers, as opportunities arise.

Implementation Activity	Responsible Leader(s)	FY 2023		FY 2024		FY 2025	
		Progress	Key Results (As Appropriate)	Progress	Key Results (As Appropriate)	Progress	Key Results (As Appropriate)
3.D. MCH will continue to host "Pink the Basin," a yearly breast cancer fundraising and awareness event that serves to educate women about breast cancer and available cancer and rehabilitation services at the hospital, as well as raise money to pay for mammograms for underserved women in the community.	MCHS Marketing	ONGOING (as appropriate)	MCH continues to support and participate in the Pink the Basin events. Luncheon held 4/12.	ONGOING (as appropriate)	MCH continues to support and participate in the Pink the Basin events.	ONGOING (as appropriate)	MCH continues to support and participate in the Pink the Basin events.
3.E. MCH will continue to participate in local and regional health fairs. Community agencies partner with MCH to offer the following services: free health screenings including blood pressure, blood sugar, foot checks, BMI, balance testing, discounted flu vaccinations. MCH provides educational information and assists in providing information on bariatric and stroke services, and various screenings (diabetes, blood pressure, BMI and blood sugar).	MCHS Marketing	ONGOING (as appropriate)	MCH continues to participate in local and regional health fairs as opportunities arise. Health screenings and education information are provided as appropriate.	ONGOING (as appropriate)	MCH continues to participate in local and regional health fairs as opportunities arise. Health screenings and education information are provided as appropriate.	ONGOING (as appropriate)	MCH continues to participate in local and regional health fairs as opportunities arise. Health screenings and education information are provided as appropriate.
3.F. MCH will continue to offer affordable, early-detection lung cancer screenings under their Screening Center of Excellence designation from the Lung Cancer Alliance as opportunities arise.	MCHS Marketing, Care Management	ONGOING (as appropriate)	MCH continues to offer affordable, early-detection lung cancer screenings as opportunities arise.	ONGOING (as appropriate)	MCH continues to offer affordable, early-detection lung cancer screenings as opportunities arise.	ONGOING (as appropriate)	MCH continues to offer affordable, early-detection lung cancer screenings as opportunities arise.
3.G. MCH will continue to host Mammo Madness events periodically throughout the year to raise awareness about breast cancer awareness and offer low cost mammograms to underserved women throughout the community. The events are offered at different times to accommodate various schedules of community members.	MCHS Marketing, Breast Care	ONGOING (as appropriate)	MCH Mammo Madness events continue to be offered twice a year to the community. Event has grown from a single weekend event to a month long offering of \$99 mammograms to underserved women throughout the community.	ONGOING (as appropriate)	MCH Mammo Madness events continue to be offered twice a year to the community. Event has grown from a single weekend event to a month long offering of \$99 mammograms to underserved women throughout the community.	ONGOING (as appropriate)	MCH Mammo Madness events continue to be offered twice a year to the community. Event has grown from a single weekend event to a month long offering of \$99 mammograms to underserved women throughout the community.
3.H. MCH will continue to host the smoking cessation event, "The Great American Smoke Out," on an annual basis. MCH partners with the American Cancer Society to provide information and literature on the effects of tobacco use and smoking cessation services.	MCHS Marketing, Respiratory Department	DISCONTINUED	DISCONTINUED	DISCONTINUED	DISCONTINUED	DISCONTINUED	DISCONTINUED
3.I. MCH will continue to facilitate blood drives each year by encouraging employees and community members to donate. Donations are towards United Blood Services.	MCHS Marketing	ONGOING (as appropriate)	MCH continues to support Vitalant Blood Services (formerly United Blood Services) by sponsoring three blood drives annually. Blood drives are held in March, July/August, and December of each year.	ONGOING (as appropriate)	MCH continues to support Vitalant Blood Services (formerly United Blood Services) by sponsoring three blood drives annually. Blood drives are held in March, July/August, and December of each year.	ONGOING (as appropriate)	MCH continues to support Vitalant Blood Services (formerly United Blood Services) by sponsoring three blood drives annually. Blood drives are held in March, July/August, and December of each year.
3.J. MCH will continue to partner with the local fire department and Regional Advisory Council to offer free car seat safety checks and replacement car seats for families whose car seats have been recalled.	MCHS Marketing, Emergency Preparedness	ONGOING (as appropriate)	MCH continues to partner with OFR and RAC. 20 car seats are provided.	ONGOING (as appropriate)	MCH continues to partner with OFR and RAC. 20 car seats are provided.	ONGOING (as appropriate)	MCH continues to partner with OFR and RAC. 20 car seats are provided.

Implementation Activity	Responsible Leader(s)	FY 2023		FY 2024		FY 2025	
		Progress	Key Results (As Appropriate)	Progress	Key Results (As Appropriate)	Progress	Key Results (As Appropriate)
<p>3.K. MCH will engage in a variety of employee wellness initiatives, including: discounted rates to access the on-campus, medically-integrated fitness center, Mission Fitness; additional use discounts to encourage frequent exercise; providing new graduate nurses 1 free year membership to Mission Fitness; pre-employment health screenings; wellness incentives towards employee health insurance premiums; mental health counseling through the Employee Assistance Program provided by Beacon Health Options; providing healthy food options and calorie counts in the hospital cafeteria; providing a smoothie bar; and physical activity opportunities and social clubs.</p>	HR Director, Health and Wellness Director	ONGOING (as appropriate)	All services remain active.	ONGOING (as appropriate)	All services remain active.	ONGOING (as appropriate)	All services remain active.
<p>3.L. MCH will ensure that patients receive the best care possible while in the facility by treating the “whole” patient through the implementation of Turn Teams. The goal of the Turn Team is to reduce the incidence of hospital acquired pressure ulcers through the MCH full-time wound ostomy nurse and implementing various Turn Teams. Additionally, MCH is evaluating the feasibility of electronic assisted turn devices and utilizes the leaf patient monitoring system to alert staff that it is time to turn the patient and prevent pressure ulcers for patients.</p>	Wound Care	ONGOING (as appropriate)	MCH continues to offer Turn Teams. 4 full time mobility assistants are available M-F.	ONGOING (as appropriate)	MCH continues to offer Turn Teams. 4 full time mobility assistants are available M-F, 2 nurses teaching yearly pressure injury case studies and assessing every patient on admission. The Leaf patient monitoring system for pressure ulcers is live house-wide.	ONGOING (as appropriate)	MCH continues to offer Turn Teams. 4 full time mobility assistants are available M-F, 2 nurses teaching yearly pressure injury case studies and assessing every patient on admission. The Leaf patient monitoring system for pressure ulcers is live house-wide.
<p>3.M. MCH will continue to connect patients to existing community resources in order to promote health and wellness in the community.</p>	Care Management	ONGOING (as appropriate)	MCH continues to connect patients to community resources as appropriate. Examples include, but are not limited to: Adult Protective Services, Catholic Charities, partnership with Harmony Home, and others.	ONGOING (as appropriate)	MCH continues to connect patients to community resources as appropriate. Examples include, but are not limited to: Adult Protective Services, Catholic Charities, partnership with Harmony Home, and others.	ONGOING (as appropriate)	MCH continues to connect patients to community resources as appropriate. Examples include, but are not limited to: Adult Protective Services, Catholic Charities, partnership with Harmony Home, and others.
<p>3.N. MCH will continue to collaborate with local organizations to provide maternal and child health classes on a variety of topics to expectant and new mothers as opportunities arise.</p>	CNO	ONGOING (as appropriate)	MCH continues its collaboration with local school nurses and counselors, tours of the facility with local school nurses, hosts live maternal and child health classes, and hosts breast feeding/baby cafe for new mothers.	ONGOING (as appropriate)	MCH continues its collaboration with local school nurses and counselors, tours of the facility with local school nurses, hosts live maternal and child health classes, and hosts breast feeding/baby cafe for new mothers.	ONGOING (as appropriate)	MCH continues its collaboration with local school nurses and counselors, tours of the facility with local school nurses, hosts live maternal and child health classes, and hosts breast feeding/baby cafe for new mothers.

Implementation Activity	Responsible Leader(s)	FY 2023		FY 2024		FY 2025	
		Progress	Key Results (As Appropriate)	Progress	Key Results (As Appropriate)	Progress	Key Results (As Appropriate)
<p>3.O. MCH will continue to collaborate with the MCHS Foundation and Children's Miracle Network (CMN) to raise funds towards maternal and child health needs through various programs and initiatives, such as Miracle Treat Day, CMN Balloon Campaign, Miracle Challenge Physical Activity Event, Desert Dash, CMN Employee Fall Fest, Credit Union for Kids Golf Tournament, Miracle Jeans Day, CMN Radiothon in English and Spanish, Physician Engagement Event - Cor Tenera as opportunities arise.</p>	CNO	ONGOING (as appropriate)	MCH continues to collaborate with the MCHS foundation and Children's Miracle Network to raise funds through various programs and initiatives. Examples include, but are not limited to: Desert Dash, Share A Pint Blood Drive, Holiday Blood Drive, Valenzuela Family Memorial 5k run/2k walk, Take Time for Your Health, Summer Blood Drive, sport physicals.	ONGOING (as appropriate)	MCH continues to collaborate with the MCHS foundation and Children's Miracle Network to raise funds through various programs and initiatives. Examples include, but are not limited to: Desert Dash, Share A Pint Blood Drive, Holiday Blood Drive, Valenzuela Family Memorial 5k run/2k walk, Take Time for Your Health, Summer Blood Drive, sport physicals.	ONGOING (as appropriate)	MCH continues to collaborate with the MCHS foundation and Children's Miracle Network to raise funds through various programs and initiatives. Examples include, but are not limited to: Desert Dash, Share A Pint Blood Drive, Holiday Blood Drive, Valenzuela Family Memorial 5k run/2k walk, Take Time for Your Health, Summer Blood Drive, sport physicals.
<p>3.P. MCH will continue to partner with the American Diabetes Association for Diabetes Alert Day. This involves free diabetic screenings at MCH, and at local MCHS Clinic at Walmart locations. If needed, a voucher is distributed to patients for discounted testing.</p>	Divisional Center for Heart Disease	DISCONTINUED	DISCONTINUED	DISCONTINUED	DISCONTINUED	DISCONTINUED	DISCONTINUED
<p>3.Q. MCHS will continue to offer discounted sports physicals through the Clinic at Walmart locations and urgent care clinics.</p>	MCHS ProCare, FHC Executive Director	ONGOING (as appropriate)	MCH continues to offer discounted sports physicals through urgent care clinics. All Walmart clinics are closed.	ONGOING (as appropriate)	MCH continues to offer discounted sports physicals through urgent care clinics. All Walmart clinics are closed.	ONGOING (as appropriate)	MCH continues to offer discounted sports physicals through urgent care clinics. All Walmart clinics are closed.
<p>3.R. MCH will continue to provide staff that can assist with health care enrollment under the Affordable Care Act. Services provided to our patients are enrollment assistance, eligibility review for in state and out of state Medicaid, long term care assistance, OB pre-registration program, Medicaid as a secondary payer as well as disability applications and representation at the hearing level and appeals for approval. Other services provided are enrollment in qualified health plans, state and county programs, COBRA assistance, victims of crime services and Indian Health Services.</p>	MCHS Business Department	ONGOING (as appropriate)	MCH continues to assist patients with health care enrollment, eligibility reviews and pre-registration support.	ONGOING (as appropriate)	MCH continues to assist patients with health care enrollment, eligibility reviews and pre-registration support.	ONGOING (as appropriate)	MCH continues to assist patients with health care enrollment, eligibility reviews and pre-registration support.

Implementation Activity	Responsible Leader(s)	FY 2023		FY 2024		FY 2025	
		Progress	Key Results (As Appropriate)	Progress	Key Results (As Appropriate)	Progress	Key Results (As Appropriate)
<p>3.S. MCH will continue to bridge the gap in care by following a patient from the time of admission to the point of discharge using its recently expanded team of case coordinator nurses, community nurse navigators, social workers, care transition coordinators and respiratory therapists. Special focus is placed on patients that experience health disparities and those with a high risk for readmission based on complex medical and social needs. Additionally, MCH will continue to work with Vizient to improve workflows and optimize care provided to higher risk patients.</p>	Care Management	ONGOING (as appropriate)	MCH case management worked with Vizient to restructure and refocus navigation and case management services for patients. Each floor has 2 case managers who work on discharge planning to meet the needs of complex patients and frequent hospital utilizers. Navigators provide phone calls to our discharged patients to make sure all medications and appointments are followed/completed.	ONGOING (as appropriate)	MCH case management worked with Vizient to restructure and refocus navigation and case management services for patients. Each floor has 2 case managers who work on discharge planning to meet the needs of complex patients and frequent hospital utilizers. Navigators provide phone calls to our discharged patients to make sure all medications and appointments are followed/completed.	ONGOING (as appropriate)	MCH case management worked with Vizient to restructure and refocus navigation and case management services for patients. Each floor has 2 case managers who work on discharge planning to meet the needs of complex patients and frequent hospital utilizers. Navigators provide phone calls to our discharged patients to make sure all medications and appointments are followed/completed.

Priority #4: Continued Focus on COVID-19 Prevention & Response

Rationale:

Ector County had a significantly higher COVID-19 mortality rate than the state. Ector County also has a lower percentage of its population fully vaccinated compared to the state. Interviewees discussed appreciation for the hospital's proactive response as well as the quality of care provided throughout the pandemic. There was also concern surrounding various areas impacted by COVID-19, such as residents with preexisting conditions, disparate healthcare access and education and homelessness. Those with preexisting conditions or with long term effects from COVID-19 were of concern to interviewees. One interviewee stated: "There have been patients post COVID-19 who need long term pulmonology care, and with the vaccines and long term effects, I am worried it will be a problem in the future. There have been several rehab facilities that [took care of patients during the pandemic], and now they are [seeing the same patients again]."

Healthcare access and education along with unemployment and homelessness were also of great concern to interviewees as a result of COVID-19, particularly for those who seemed to be affected greatly such as the Hispanic and low income populations. Education regarding vaccinations and mask wearing were mentioned as two areas of opportunity. Fear of COVID-19 was seen as a potential barrier to care particularly for those who needed transportation assistance. One interviewee mentioned: "With our transportation system out here, it's pretty hard on the elderly. They can't afford a taxi and they don't feel comfortable riding on a bus with the COVID-19 going on."

Unemployment, homelessness and other social determinants have a significant effect on the health of residents. "Housing security and stability is a concern as far as homelessness and displaced families as a result of mass evictions due to the pandemic or loss of employment," one interviewee noted. Another mentioned, "The high level of unemployment that happened in conjunction with COVID-19 and the oil prices plummeting...people lost jobs and had trouble finding food. When someone has to choose between paying their power bill or paying for medicine, they pay their power bill so they have somewhere to stay and somewhere warm to live."

Objective:

Implement and offer programs that aim to reduce the impact of the COVID-19 pandemic

Implementation Activity	Responsible Leader(s)	FY 2023		FY 2024		FY 2025	
		Progress	Key Results (As Appropriate)	Progress	Key Results (As Appropriate)	Progress	Key Results (As Appropriate)
4.A. MCH will continue to provide education on COVID-19 as opportunities arise.	Communications and Marketing team, Emergency Preparedness Director	ONGOING (as appropriate)	MCH shares social media posts, virtual press conferences, and vaccine clinics as opportunities arise and/or as needed.	ONGOING (as appropriate)	MCH shares social media posts, virtual press conferences, and vaccine clinics as opportunities arise and/or as needed.	ONGOING (as appropriate)	MCH shares social media posts, virtual press conferences, and vaccine clinics as opportunities arise and/or as needed.
4.B. MCH continues following CDC guidelines and community standards to control the spread and reduce risk of COVID-19 infection when discharging patients to a lower level of care and their home environment.	Infection Prevention Team	ONGOING (as appropriate)	All educational materials are developed and updated using the guidelines from the CDC, and are provided to all patients discharged from MCH	ONGOING (as appropriate)	All educational materials are developed and updated using the guidelines from the CDC, and are provided to all patients discharged from MCH	ONGOING (as appropriate)	All educational materials are developed and updated using the guidelines from the CDC, and are provided to all patients discharged from MCH
4.C. In partnership with the Ector County Health Department, MCH continues to report COVID-19 patient admissions to the state and other organizations in an ongoing effort to share timely information regarding the pandemic as appropriate.	Emergency Preparedness/Infection Prevention Officer	ONGOING (as appropriate)	MCH continues to report numbers and partner with the health department on issues with COVID as needed.	ONGOING (as appropriate)	MCH continues to report numbers and partner with the health department on issues with COVID as needed.	ONGOING (as appropriate)	MCH continues to report numbers and partner with the health department on issues with COVID as needed.
4.D. MCH continues to provide a space in the hospital for organizations to set up a COVID-19 testing site for community members as COVID-19 surges need to be addressed.	Emergency Department Director	ONGOING (as appropriate)	MCH works with community partners in providing testing and treatment as needed and as appropriate. MCH has processes in place for any surges to address community needs for testing and treatment.	ONGOING (as appropriate)	MCH works with community partners in providing testing and treatment as needed and as appropriate. MCH has processes in place for any surges to address community needs for testing and treatment.	ONGOING (as appropriate)	MCH works with community partners in providing testing and treatment as needed and as appropriate. MCH has processes in place for any surges to address community needs for testing and treatment.



PREVIOUS CHNA PRIORITIZED HEALTH NEEDS

Previous Prioritized Needs

MCH (2019 & 2022)

2019 Prioritized Needs

1. Access to Primary Care Services and Providers
2. Access to Specialty Care Services and Providers
3. Access to Mental and Behavioral Health Care Services and Providers
4. Prevention, Education and Services to Address High Mortality Rates, Chronic Diseases, Preventable Conditions and Unhealthy Lifestyles
5. Access to Affordable Care and Reducing Health Disparities Among Specific Populations
6. Increased Emphasis on Sex Education, Communicable Disease Prevention and Family Planning

2022 Prioritized Needs

1. Continued Emphasis on Recruitment and Retention of Healthcare Workforce to Increase Access to Primary and Specialty Care
2. Access to Mental and Behavioral Health Care Services and Providers
3. Prevention, Education and Services to Address High Mortality Rates, Chronic Diseases, Preventable Conditions and Unhealthy Lifestyles
4. Continued Focus on COVID-19 Prevention & Response



2025 CHNA PRELIMINARY HEALTH NEEDS



2025 Preliminary Health Needs

- Access to Dental and Vision Care Services and Providers
- Access to Mental and Behavioral Health Care Services and Providers
- Continued Emphasis on Healthcare Workforce Recruitment, Retention and Patient Care Coordination to Improve Access to Primary and Specialty Care
- Increased Focus on Addressing Social Determinants of Health Across Underserved Populations
- Prevention, Education and Services to Address High Mortality Rates, Chronic Diseases, Preventable Conditions and Unhealthy Lifestyles



PRIORITIZATION

The Prioritization Process

- In May 2025, leadership from MCH and FHC met with CHC Consulting to review data findings and prioritize the community's health needs.
- The CHNA team included the following:
 - Timothy Benton, MD, Chief Medical Officer
 - Garrett Davis, Strategic Planning & Projects Administrator
 - David Garcia, FHC Executive Director and Director of Governmental Affairs
 - Tina Leal, Vice President, Physician Relations & Recruitment
 - Kim Leftwich, Chief Nursing Officer
 - Alison Pradon, Vice President of Development
 - Karime Ramirez, BSN, RN, Director of Care Management
 - Natalie Sandell, Associate Chief Nursing Officer
- Leadership ranked the health needs based on three factors:
 - Size and Prevalence of Issue
 - Effectiveness of Interventions
 - Hospital's Capacity
- See the following page for a more detailed description of the prioritization process.

The Prioritization Process

- The CHNA Team utilized the following factors to evaluate and prioritize the significant health needs.

1. Size and Prevalence of the Issue
<ul style="list-style-type: none">a. How many people does this affect?b. How does the prevalence of this issue in our communities compare with its prevalence in other counties or the state?c. How serious are the consequences? (urgency; severity; economic loss)
2. Effectiveness of Interventions
<ul style="list-style-type: none">a. How likely is it that actions taken will make a difference?b. How likely is it that actions will improve quality of life?c. How likely is it that progress can be made in both the short term and the long term?d. How likely is it that the community will experience reduction of long-term health cost?
3. Medical Center Hospital Capacity
<ul style="list-style-type: none">a. Are people at the MCH likely to support actions around this issue? (ready)b. Will it be necessary to change behaviors and attitudes in relation to this issue? (willing)c. Are the necessary resources and leadership available to us now? (able)



Health Needs Ranking

- Hospital leadership participated in a prioritized ballot process to rank the health needs in order of importance, resulting in the following order:
 1. Prevention, Education and Services to Address High Mortality Rates, Chronic Diseases, Preventable Conditions and Unhealthy Lifestyles
 2. Continued Emphasis on Healthcare Workforce Recruitment, Retention and Patient Care Coordination to Improve Access to Primary and Specialty Care
 3. Increased Focus on Addressing Social Determinants of Health Across Underserved Populations
 4. Access to Mental and Behavioral Health Care Services and Providers
 5. Access to Dental and Vision Care Services and Providers



Final Priorities

- Hospital leadership decided to address four out of the five ranked health needs. The final health priorities that MCH will address through its Implementation Plan are, in descending order:
 1. Prevention, Education and Services to Address High Mortality Rates, Chronic Diseases, Preventable Conditions and Unhealthy Lifestyles
 2. Continued Emphasis on Healthcare Workforce Recruitment, Retention and Patient Care Coordination to Improve Access to Primary and Specialty Care
 3. Increased Focus on Addressing Social Determinants of Health Across Underserved Populations
 4. Access to Mental and Behavioral Health Care Services and Providers



PRIORITIES THAT WILL NOT BE ADDRESSED

Needs That Will Not Be Addressed

- MCH decided not to specifically address “Access to Dental and Vision Care Services and Providers” largely due to the hospital’s capacity to address these needs.
- While MCH acknowledges that this is a significant needs in the community, “Access to Dental and Vision Care Services and Providers” is not addressed largely due to the fact that it is not a core business functions of the hospital and the limited capacity of the hospital to address this need.
- MCH will continue to support local organizations and efforts to address this need in the community. The MCH FHC is addressing the need for “Access to Dental and Vision Care Services and Providers” in their clinic-specific implementation plan, and MCH will continue to support them in addressing this need in the community.



RESOURCES IN THE COMMUNITY



Additional Resources in the Community

- In addition to the services provided by MCH, other charity care services and health resources that are available in Ector County are included in this section.

2-1-1 Texas

- 2-1-1 Texas, a program of the Texas Health and Human Services Commission, is committed to helping Texas citizens connect with the services they need. Whether by phone or internet, our goal is to present accurate, well-organized and easy-to-find information from state and local health and human services programs.
- 2-1-1 Texas is a free, anonymous social service hotline available 24 hours a day, 7 days a week, 365 days a year.
- No matter where you live in Texas, you can dial 2-1-1, or (877) 541-7905, and find information about resources in your local community. Whether you need help finding food or housing, child care, crisis counseling or substance abuse treatment, one number is all you need to know.
- Please visit the following link to access the 2-1-1 Texas website:
<https://www.211texas.org/>

MIDLAND/ODESSA
TEXAS
COMMUNITY RESOURCE GUIDE
2023

Community Resources

AGENCY NAME in alphabetical order

AGENCY PHONE #

AGENCY ADDRESS

General program/service information

CHILD & FAMILY SERVICES

Access and Visitation Hotline

866-292-4636

www.txaccess.org

Provides noncustodial and custodial parents with free phone access to parenting time specialists who provide legal information related to child custody and visitation issues, as well as paternity and child support information.

Big Brothers Big Sisters of the Permian Basin

432-687-0195

714 W Louisiana Ave, Midland, TX 79701

Big Brothers Big Sisters is committed to bringing the power of mentoring to youth from traditionally underserved communities. Services include Mentoring Children of Prisoners/Amachi, Big Couples Program, In-site mentoring and community-based mentoring.

Birthright of Odessa, Inc

800-550-4900

2125 E 42nd St, Odessa, TX 79762

432-332-0081

www.birthright.org

Assists those facing an unexpected pregnancy or crisis pregnancy. Services include pregnancy tests, peer counseling and information/referral services.

Boys & Girls Club

432-337-8389

800 E 13th St, Odessa, TX 79761

Youth developmental organizations dedicated to promoting health, physical, social, educational, vocational, cultural, character and leadership. Children 6-18 years old, \$10 a year fee.

Wilkerson Unit

432-337-8389

Woodson Unit

432-332-7891

Bright by Text

Text FAMILY to 274448

Free activities, games and resources for parents and caregivers of children under 5 sent to your cellphone.

Buckner Child & Family Services

432-520-5588

425 W Pecan Ave, Midland, TX 79705

www.buckner.org/midland

Foster Care & Adoption

855-264-8783

Provides the training and resources needed to become a family to a child for a season through foster care or a forever family through domestic or intercountry adoption. Also respond to mothers experiencing an unplanned pregnancy with counseling and support.

Buckner Family Pathways

432-520-5588

Provide single-parent families the opportunity to live in a safe, secure environment while completing their educational or vocational goals and learning the skills they need to be self-sufficient. Families are provided support through access to affordable housing, financial assistance, counseling, spiritual growth and case management services.

Buckner Family Hope Center

432-310-0104

Offers a child-centered, family-focused place where families can go to find hope, support and empowerment in Midland to reach their fullest God-given potential. The key to the success of the Family Hope Center is found in combining effective programs and passionate people to help families experiencing poverty, family issues, and lack of services. Seek to engage through family assistance and community

events; equip families through education, financial empowerment, child and youth development; and elevate families through one-on-one coaching, counseling, and spiritual enrichment.

Camp Fire West Texas 432-570-4144

3500 N A St Suite 1200, Midland, TX 79705

www.campfirewtx.org

On site at several Midland/Odessa schools for after-school care. Provides full day summer care.

Casa de Amigos 432-682-9701

1101 Garden Lane, Midland, TX 79701

www.casadeamigosmidland.org

Services include a senior center, citywide community service program, social services, after school children programs, Summer Literacy Camp, Adult Education Program, Volunteer Income Tax Assistance (VITA), Take 2 Job Skills Training Program and Health/Wellness.

Casa of the Permian Basin, Inc 432-498-4174

300 N Grant Ste 207, Odessa, TX 79761

www.casapbs.org

Court appointed Special advocate. Trains volunteers to advocate for the best interest of abused/ neglected children.

Children with Special Health Care Needs Services Program (CSHCN) 800-222-3986

Department of State Health Services, PO Box 149347, Austin, TX 78714

www.dshs.state.tx.us/cshcn

CSHCN Services Program is for children with special needs from birth to 21 years of age and for people of any age with cystic fibrosis. The program assists with doctors visits, hospital/outpatient care, medicines/medical equipment, durable medical equipment, hearing/vision care, rehabilitation and physical/other therapies, case management, family support services and payment for medical transportation.

Centers for Children and Families 432-580-7006

4241 Tanglewood Ln., Odessa, TX 79762

3701 Andrews Highway, Midland, TX 79703

432-570-1084

The Center's mission is to strengthen our communities through counseling, educational and supportive services that enable children, families and individuals to manage successfully the challenges of life. Services include Counseling, Kid's First Program, Parent Education and Post Adopt Program.

Kids First Program

Voluntary or court ordered supervised visitation program for non-custodial parents.

Parent Power

432-580-7006

Connects with parents, providing families with skills they need to get ready for school.

Counseling

Emphasizes support and healing of individuals and families facing challenges. Most insurance plans and Medicaid are accepted

Community Children's Clinic 432-686-8593

1101 E Front St, Midland, TX 79707

www.childrensclinicmidland.org

Provides medical care for families facing financial challenges, without insurance. Services resident of Midland, Children ages 7 months-18 years, families at or below 200% the Federal Poverty Level who are uninsured or underinsured. Services include exam, exam, z-ray, day care & UIL Sports Physicals, flu shots (for established patient) and prescription medication if needed. Families pay \$20 per child at time of the service. For additional information at First come, first served. Hours of operation: Monday – Thursday (8:00 AM- 11:30 AM)

Crisis Center of West Texas

Hotline: 866-627-4747

www.ccwft.org

432-333-2527

Mission to respond, shelter and educate to end domestic and sexual violence in West Texas. Services include 24/7 hotline, Crisis Response Team, Counseling, case management, support group, safety planning, referral services, daycare assistance, legal services, prevention education/programs and BIPP-reStart programs.

Family Promise of Odessa

432-934-6693

PO Box 12781, Odessa, TX 79768

Exists to enable homeless families with children to achieve lasting self-sufficiency by providing temporary shelter, meals and access to existing community social services.

Family Violence Legal Line

800-374-4673

www.texasadvocacyproject.org

Our phone lines are open Monday to Friday from 9 am to 5 pm. Our attorneys can help you with a variety of legal concerns related to domestic violence, sexual assault, and stalking.

First 5 of Permian Basin

432-552-4025

4901 E University, Odessa, TX 79762

Provides programs that assist West Texas families in making sure children are ready for school.

24:7 Dad

301-948-0599

www.fatherhood.org

Father Figures Program is designed to enhance the role that father's play in their child's lives by offering free group education for fathers of young children.

HIPPY (Home Instruction for Parents of Preschool Youngsters)www.hippyusa.org

Free, 30 week home-based kindergarten readiness program for 3-5 year old. Services include HIPPY parent Support Providers and Group Connections.

Nurse-Family Partnershipwww.nursefamilypartnership.org

Offers free pregnancy education for first-time moms.

Parents as Teacherswww.parentsasteachers.org

Free parent support programs that focuses on families with children ages 0-5. Provides information designed to help your child achieve important development skills and milestones.

Greater Opportunities of the Permian Basin, Inc

800-368-1426

206 W 5th St, Odessa, TX 79761

432-337-1352

www.gopb.net

Provides services to pregnant mothers and their families and throughout the first three years of a child's life. Programs include providing prenatal information, one-on-one classes, parent meetings, center engagement and home visits. Subjects include: Caring for Baby, Fetal Development, Preparing for Baby, Family Development, Healthy Pregnancy, Parent Involvement, Postpartum Depression, Maternal/Family Health, Labor/Delivery and Benefits of Breastfeeding. The Health Service Program of Head Start is organized into four closely interrelated parts: medical, dental, mental health, and nutrition for children.

- Guardians of the Children** 432-559-2451
 PO Box 2823, Odessa, TX 79760
www.guardiansofthechildren.com
Works to recognize and react to child abuse and educate the public to do the same; to serve as advocates to provide strength and stability to families in crisis; and be an answer to the prayer of an abused child or teen for courage, support and protection.
- Harmony Home Children’s Advocacy Center** 432-333-5233
 910-C S Grant, Odessa, TX 79760
www.ohcac.org
Mission to lessen the trauma and heal the hurt of abuse for children/families through interviewing, therapy, victim services, investigations and prosecution.
- High Sky Children’s Ranch** 432-694-7728
 8613 W County Rd 60, Midland, TX 79707
Dedicated to health abused children/families and promoting family wholeness. Services include: Stay Together Program, Emergency Shelter Program, Therapeutic Foster Care, Community Foster Care, Preparation for Adult Living (PAL), Living Independently Financially & Emotionally (LIFE)
- Loved Ones of Prisoners (LOOPS, Inc)** 432-580-5667
 PO BOX 14953, Odessa, TX 79768
www.loopsministries.com
 A Christ centered organization dedicated to presenting the gospel of Jesus Christ to prison inmates, ex-inmates, their families and loved ones. Offer REC-Room Reentry Chapel, Jail Chaplain, Police Chaplain and Parole Class “From Garbage to Gems”
- Midland Fair Havens** 432-689-3411
 2400 Whitmire Blvd, Suite 100, Midland, TX 79705
www.mfh.org
*Christian faith-based program designed to help determined single mothers with young children over-come and break cycles of unemployment, abusive relationships, homelessness, and generational poverty. Services include rent-free, safe housing for up to 24 months, individual case management, life skills training, counseling, financial assistance, basic needs assistance and more.
 Now offering Parenting Classes, open to the Public. Contact jpinson@mfh.org*
- National Domestic Violence Hotline** 800-799-7233
- National Missing/Exploited Children Hotline** 800-843-5678
- Partners Resource Network: PEN Project** 806-762-1434 or 877-762-1435
To help parents be effective, equal partners with professionals in education of their child with disabilities. Free services include workshops, information, referrals and additional assistance programs.
- Odessa Teen Court** 432-335-3352
 201 N Grant, Odessa, TX 79761
Trial by peers with dismissal citation upon completion of sentence for traffic, class C and some class B misdemeanor offenses. Parenting skills, Chemical Abuse Prevention, Intervention and Defensive Driving workshops held monthly for defendants and parents.
- Presbyterian Children’s Homes & Services** 432-684-3737
 2801 North Garfield St, Midland, TX, 79705
www.pchas.org
Provide Christ-centered care and support to children and families in need. Services include foster care/adoption, mentoring/family preservation and residential services.

<p>Rays of Hope: Children’s Grief Centre 900 W Wall St, Midland, TX 79701 www.raysofhopemidland.org <i>Rays of Hope is a safe, neutral place for children ages 4-18 years to do the work of grief. Programs and classes are offered at no charge for children who have experienced loss due to death, separation, divorce, incarceration, deployment, foster care or other painful transition. Services include summer camps, Creative Wednesday, family workshops, 10 week Hopeworks program, 6 weeks Fostering Hope program and Tools of Expression (creative art classes).</i></p>	<p>432-684-5437</p>
<p>Reflection Ministries of Texas PO Box 52371, Midland, TX 79710 www.reflectionsministriestx.org National Human Trafficking Hotline: 888-373-7888 <i>Strives to empower adults who have been coerced into a life of commercial labor, sexual exploitation, and/or human trafficking. Services include restorative trauma therapies, 24-hour staff support, life skills programming, educational upgrading, medical/mental/optical/dental healthcare, law enforcement/criminal justice assistance, legal services, identification restoration, outreach services, tattoo/branding removal or cover up and individualized plan of care provided by a multidisciplinary team.</i></p>	<p>432-247-1099</p>
<p>Ronald McDonald House Charities of the Southwest, Inc. 500 W 4th St, Odessa, TX 79760 www.rmhcsouthwest.com <i>Provide families with the stability and resources needed, so they can help their children become happy and healthy. Assist families in coping with the uncertainty, confusion, and fear of having a sick child.</i></p>	<p>432-640-3090</p>
<p>Safe Place of the Permian Basin www.safeplacenow.com <i>The mission of the program is to break the cycle of family violence by empowering individuals to make safe and healthy choices through awareness, advocacy, counseling and shelter while promoting hope, healing and dignity. Services include a 24/7 hotline, shelter, legal/personal advocacy, counseling, children’s program and Project ADAM.</i></p>	<p>Hotline: 800-967-8928 432-570-1465 Odessa: 432-580-5970 Midland: 432-570-1465</p>
<p>Sensory-Friendly Storytime Centennial Library: 2503 W Loop 250 N, Midland <i>This program offers an environment that is conducive to children who may have sensory integration challenges, Autism Spectrum Disorders, or other atypical learning behavior. 9:00 AM in the activity room, 1st and 3rd Tuesdays each month.</i></p>	<p>432-742-7400</p>
<p>SHARE 3500 N A St, Ste 2200, Midland, TX 79705 www.sharewtx.org <i>Partners with member of families of children with special needs. Services include: sibshops, social/dinner groups, holiday celebrations, restaurant gift certificates, grief support groups, information workshops</i></p>	<p>432-818-1253</p>
<p>Take A Stand! Texas Rural Mediation Services, PO Box 10536, Lubbock, TX 79408 http://www.co.lubbock.tx.us/drc/drc.htm <i>Kids learn how to use communication, teamwork, etiquette, and cultural awareness to stop bullying among their classmates.</i></p>	<p>806-775-1720 866-329-3522</p>
<p>Teen Dating Violence Hotline</p>	<p>866-331-9474</p>
<p>Texas Association Against Sexual Assault</p>	<p>512-474-7190</p>

7700 Chevy Case Dt, Suite 230, Austin, TX 78752

<https://taasa.org>

TAASA focuses on ending sexual violence in Texas through education, prevention and advocacy. We offer services for rape crisis centers, communities, and legislators and those who support survivors and the fight against sexual violence.

Texas Department of Assistive & Rehabilitative Services (DARS)

432-334-5650

3016 Kermit Hwy, Ste A, Odessa, TX 79764

www.dars.state.tx.us

Services for Texans with disabilities & families with children who have developmental delays. Services include rehabilitative services, Deaf and Hard of Hearing services, Blind services, ECI, comprehensive rehabilitation services, independent living, supported employment services and vocational rehabilitation.

Texas Department of Family and Protective Services

Hotline: 800-252-5400

www.dfps.state.tx.us

www.txabusehotline.org (to report abuse, neglect/exploitation)

2525 N Grandview Ste 100, Odessa, TX 79761

432-368-2400

3401 N A St. Midland, TX 79701

432-686-2273

Protect children from abuse, neglect and exploitation by working with clients, families and communities.

Texas Health & Human Services Commission

www.hhsc.state.tx.us

3016 Kermit Hwy, Odessa, TX 79764

432-333-5141

3401 N A St, Midland, TX 79705

432-687-1591

Services include Food Stamps Program, Medicaid Program, Refugee Cash Assistance and Temporary Assistance for Needy Families (TANF)

Texas Health Steps

1-877-847-8377

www.mychildrensmc.org

For children who have Medicaid. Free medical checkups starting at birth and free dental checkups starting at 6 months of age. Case manager services available for pregnant women and children (birth to 20 years old)

Texas Project FIRST (Families, Information, Resources, Support & Training)

www.texasprojectfirst.org

A website created by parents for parents of students receiving special education services

Texas Runaway Hotline

800-786-2929

Texas Youth Hotline

800-989-6884

The Crisis Center

Hotline: 866-627-4747

910-B S Grant, Odessa, TX 79761

Odessa: 432-333-2527

www.odessacrisiscenter.org

Provides support services and advocacy for victims of domestic violence and sexual assault. 24/7 Crisis Response Team and 24/7 toll free hotline.

The Well- Hand of Grace

432-272-1657

1619 E 8th St, Odessa, TX 79761

www.thewellhandofgrace.com

To empower and improve the lives of women who are experiencing the results of life's challenges. Programs include community engagement, expressive/creative arts, prevention/education, spiritual growth, health & wellness.

WIC (Women, Infants & Children) Clinic

800-942-3678

835 Tower Drive Ste 34, Odessa, TX 79761

432-332-9634

2301 N Big Springs St, Midland, TX 79705 866-907-0080
Nutrition program that helps pregnant women, breastfeeding women, women who gave birth with the last 6 months, infants, and children (up to their 5th birthday).

Workforce Solutions: Child Care Assistance 432-637-3332
2626 JBS Pkwy Bldg D, Odessa, TX 79761
To be eligible for child-care services, families must meet income guidelines and be working, in school, or in training. Child-care is arranged based on the family's needs, the parent determines who will provide the care for their child. Families households whose income exceed the 85% State Median Incomes listed are not eligible for Workforce Solutions Child Care Services.

YMCA

Odessa 432-362-4301
www.odessaymca.org
3001 E University Blvd, Odessa, TX 79762

Closet will be open to the public on the first Friday of every month, from 1:00PM to 3:00PM. This closet will be open to any families or individuals in need of basic items such as deodorant, shampoo, toothpaste, toothbrushes, feminine hygiene products, laundry soap, cleaning supplies and more.

Midland 432-682-2251
www.midlandymca.org
800 N Big Spring St, Midland, TX 79701

CLOTHING RESOURCES

Catholic Charities 432-332-1387
2500 Andrews Hwy, Odessa, TX 79761
www.ccodessa.com
Provides immediate assistance and educated to empower for long term self-sufficiency. Services include Catholic Charities Family Thrift Store, The Louis Baca Food Pantry, Emergency Services and the Cory Learning Center. Thrift Store Hours: Monday-Friday 10:00 AM-4:00 PM (closed for lunch 12-1PM)

Faith Temple Fellowship- Jesus House 432-272-3362
1335 E 6th St, Odessa, TX 79761
Provides blankets, coats, hats and scarfs when needed for the cold weather

Permian Basin Mission Center 432-337-0554
208 N Adams, Odessa, TX 79761
Seeks to promote the general welfare of the less fortunate and to relieve human suffering due to hunger and deprivation. Programs include clothing, food, furniture, faith based services, holiday assistance, prescription assistance, rental assistance, utilities assistance and volunteer/service opportunities.

EDUCATIONAL RESOURCES

Bynum School 432-520-0075
School location: 5100 Avalon Dr, Midland, TX 79707
www.bynumschool.org
Provides personalized educational, behavioral and vocational programs for students with special needs. Services include integrated preschool, elementary, T.E.E.N (Teenagers Enjoying Education Now) vocational program

Catholic Charities: Corey Learning Center 432-332-1387
2500 Andrews Hwy, Odessa, TX 79761
www.ccodessa.com

Self-paced GED preparation program. Other services include basic computer, word processing, Excel, Power Point, life skills, money management, job readiness, English as a Second Language, and Citizenship Preparation class Mon-Fri (9:00AM-12:00PM; 1:00PM-5:00PM)

Communities In Schools of the Permian Basin (CISPB) 432-332-0757
 600 N Alleghaney, Odessa, TX 79761 432-552-2496
A collaborative effort between Midland Independent School District and Ector County Independent School District dedicated to helping young people stay in school, successfully learn and prepare for life.

Alamo Jr High	432-240-2800
Alternative Education Center	432-456-0049
Bonham Middle School	432-456-0429
Bowie Middle School	432-456-0439
Cavazos Elementary	432-456-1309
Crockett Middle School	432-456-0449
Dowling Elementary	432-456-1079
G.E. Buddy West Elementary	432-456-1329
Goddard Jr High	432-240-3600
Goliad Elementary	432-456-1109
Legacy Freshman High School	432-689-1250
Legacy High School	432-240-2000
Midland Freshman High School	432-240-3400
Midland High School	432-240-3000
Murry Fly Elementary	432-456-1269
Nimitz Middle School	432-456-0469
Odessa High School	432-456-0029
Permian High School	432-456-0039
Wilson & Young Medal of Honor Middle School	432-456-0459

Ector County Independent School District 432-456-0000
 802 N Sam Houston, Odessa, TX 79761
www.ectorcountyisd.org

Community Outreach Center 432-456-8569
 301 E Clements, Odessa, TX 79761
Social Workers provide intervention, social work services and support services to at risk students and their families in order to help students improve their attendance and graduate time.

Greater Opportunities of the Permian Basin, Inc – Head Start
www.gopb.net
The Head Start program is a family-focused program focusing on childhood education, giving children the opportunity to reach their maximum potential.

Arbor Terrace Head Start Readiness Academy	432-335-0539
1101 S Finch, Odessa, TX 79761	
Carter Early Head Start School Readiness Academy	432-332-8588
2445 E 11 th St, Odessa TX 79761	432-332-8738
Chaffin Head Start School Readiness Academy	432-337-4414
1000 Grant St, Odessa, TX 79761	
Hollingsworth Head Start School Readiness Academy	432-334-0456
900 S Grant St, Odessa, TX 79761	
Monahans Head Start School Readiness Academy	432-943-2454
804 S Dwight St, Monahans, TX 79756	
T.L. Booth Head Start School Readiness Academy	432-381-0108
6921 W University Blvd, Odessa, TX 79764	
Whitiker Head Start School Readiness Academy	432-335-9335
864 Central St, Odessa, TX 79761	

<p>Head Start School Readiness Academy Transportation Building 418 N Grant St, Odessa, TX 79761</p>	432-337-2608
<p>Hillcrest School 2800 N A St, Midland, TX 79705 www.hillcrestschool.org Full day school servicing K-12 students who learn differently.</p>	432-570-7444
<p>Nonprofit Management Center of the Permian Basin 3500 N A St, Suite 2300, Midland, TX 79705 www.nmc-pb.org <i>Provides counseling, training and information that support the effectiveness of nonprofit organizations. Serves as an advocate for nonprofits in the Permian Basin.</i></p>	432-570-7971
<p>Odessa College Adult Education and Literacy Program 201 W University Blvd, Suite 100, Odessa, TX 79764</p> <p>Adult Basic Education <i>Basic education in basic reading, writing, math, life coping skills for adults below a 9th grade education level. Computer and internet labs. Adult secondary level classes available.</i></p> <p>English as a Second Language <i>Offered for the adult student who needs to learn the English language. Instruction includes conversation, reading, writing, an interactive computer lab and audio/visual supplements.</i></p>	432-335-6380

EMERGENCY SERVICES

Emergency Communications

<p>Odessa 119 W 4th St, Odessa, TX 79761 <i>Receives calls and dispatches for Police, Fire, EMS.</i></p>	432-335-3641
<p>Midland 1110 W Wall St, Midland, TX 79701 www.midlandtexas.gov/160/Public-Safety-Communications <i>Twenty-four hour, toll-free, TDD/TTY, telephone access for emergency 911 and non-emergency calls for service as well as prompt handling and routing of misdirected calls.</i></p>	432-684-9911

Emergency Response

Fire Department

<p>Odessa Fire Rescue 1100 W 2nd St, Odessa, TX 79763 www.odessa-tx.gov/271/Fire-Rescue <i>OFR and its administration are committed to providing the City of Odessa with the very best in fire prevention, suppression, training and emergency response</i></p>	<p>9-1-1 432-257-0502</p>
--	--------------------------------------

Midland Fire Department

<p>1500 W Wall St, Midland, TX 79701 www.midlandtexas.gov/248/Fire</p>	<p>9-1-1 432-685-7436</p>
---	--------------------------------------

Police Department

<p>Odessa 205 N Grant, Odessa, TX 79761 www.odessapd.com/381/Police <i>OPD provides emergency routine calls for service to the public. Additional programs include: Police Explorer, P.A.L, Neighborhood Watch, Citizens Police Academy, "Are You Okay?" and Alzheimer registration ECSO.</i></p>	<p>9-1-1 432-335-4691</p>
---	--------------------------------------

Midland **9-1-1**
 601 N Loraine St, Midland, TX 79701 432-685-7108
www.midlandtexas.gov/862/Police
MPD provides emergency routine calls for service to the public. Additional programs include: Cadet Program, Citizens on Patrol, Citizen Police Academy, Explorers, Community Camera Program, Victim Assistance Program, Safe Exchange Zone and Women's Self Defense Class.

Sheriff's Department

Ector County Sheriff's Department **9-1-1**
 2500 S, US-385, Odessa, TX 79766 432-335-3050
<http://www.co.ector.tx.us/page/ector.Sheriff>

Ector County Detention Center 432-335-3060
 2500 US-385, Odessa, TX 79766
Detainee Inquires
<https://portal-txector.tylertech.cloud/JailSearch/default.aspx>

Sheriff's Office Mental Health Deputies 432-335-3567

Midland County Sheriff's Department **9-1-1**
 400 S Main St, Midland, TX 79701 432-688-4600
www.co.midland.tx.us/197/Sheriffs-Office

Midland County Detention Center 432-688-4745
 400 S Main St, Midland, TX 79701
Detainee Inquiries
www.co.midland.tx.us/201/Current-Detainees

Sheriff's Office Mental Health Deputies 432-688-4600

PermiaCare Mental Health Crisis Line 432-333-3264

Texas Department of Family and Protective Services 432-368-2400
 2525 N Grandview Ste 100, Odessa, TX 79761 Hotline: 800-252-5400
Protect children from abuse, neglect and exploitation by working with clients, families and communities.

EMPLOYMENT SERVICES

<https://zety.com/blog/best-job-search-sites#glassdoor>

1st Staffing Group 432-550-4059
 650 S JBS Pkwy, Odessa, TX 79761 432- 570-9675
 1307 N Loop 250 W, Midland, TX 79706
Provide temporary and permanent job positions to our associates while operating a professional, safe, and drug and alcohol-free workplace. Provide employees in a wide range of clerical, professional, technical, industrial and labor fields.

Absolute Professionals 432-334-8900
 2020 E 8th St, Odessa, TX 79761
Services include: Direct Hire Positions - full & part-time; Temporary Positions; Temporary-To-Hire Positions

CareerBuilder
www.careerbuilder.com

CareerBuilder is a trusted source for job opportunities & advice. Access career resources, personalized salary tools & insights.

Elwood Staffing

432-522-2232

3205 Cuthbert Ave, Midland, TX 79701

Offers services to clients and associates in: Administrative/Clerical, Customer Service, Manufacturing/Production, Warehouse/Distribution, Automotive, Engineering, Oil/Gas, Construction, Information Technology, Skilled Trades

Energi Personnel

835 Tower Drive, Ste 16, Odessa, TX 79760

432-337-0440

2002 W Wall St, Ste A, Midland, TX 79705

432-683-7277

Provide temporary, contract and direct-hire staffing for the oil and gas industries and municipalities. Additional services include: Healthcare, Drivers, Hospitality, Clerical, Industrial and Skilled Trades.

Experience Works

855-307-1171

www.experienceworks.org

2626 JBS Parkway Bldg D, Odessa, TX 79762

Provides paid community service assignments at local public/ nonprofit organizations, assist updating skills/obtain treatment and job search assistance for individuals unemployed, age 55+ and low income.

Express Employment Professionals

2817 JBS Pkwy, Bld E, Ste 16, Odessa, TX 79762

432-550-0270

111 S B St, Midland, TX 79701

432-570-0270

Works with job seekers to help them find the right job for their skills and experience. Temporary, full-time, and part-time positions are available as well as various shifts and work schedules.

Glassdoor

www.glassdoor.com

Millions of people are searching for jobs, salary information, company reviews, and interview questions. Website includes occupation browsing, popular part-time jobs, remote jobs and career paths.

Global Personnel

432-686-8360

3300 N A St, Bld 8, Ste 16, Midland, TX 79705

Opportunities in oil and gas, insurance, nonprofit and city government sectors. Throughout Midland/Odessa, Texas and the surrounding areas of the Permian.

Goodwill West Texas

www.goodwillwesttexas.org

4212 Preston Smith Rd, Odessa, TX 79762

432-614-4963

Career Center: Offer services to help individuals in our community reach their employment goals. Services are free and include: One-on-one career counseling, job readiness skills training, resume writing, interviewing skills, job search assistance, computer access/training, youth soft skills training, job placement, job retention and ID assistance.

Indeed

www.indeed.com

Search millions of jobs online to find the next step in your career. With tools for job search, resumes, company reviews and more, we're with you every step of the way

Kelly Services Inc.

432-689-9801

6 Desta Dr, Ste 1260, Midland, TX 79705

Areas of expertise include: Science, Engineering, Technology, Education, OCG, Government Solutions, International, Professional & Industrial.

Link Staffing

432-687-0300

3510 N A St, Midland, TX 79705

Agency for those within skilled trades and the light industrial industry, also assist in connecting job seekers with roles in accounting, finance, IT, and administrative work.

LinkedInwww.linkedin.com/jobs

Search for jobs, find a person you know, learn a new skill

Monsterwww.monster.com

Search for jobs, read career advice from Monster's job experts, and find hiring and recruiting advice.

People Ready

432-520-6381

2910 La Forc Blvd, Ste 100, Midland, TX 79706

Staffing specialists are trained to know exactly what work is in demand and available at the local level.

Reliable Staffing

432-530-0331

4500 W Illinois Ave, Ste 203, Midland, TX 79703

Offer Temp, Temp to Hire, and Direct Hire services.

Robert Half

432-848-0065

300 N Marienfield St, Ste 220, Midland, TX 79701

Whether you're looking to staff accounting and finance, technology, administrative, legal, or creative and marketing jobs.

Simply Hiredwww.simplyhired.com

Search for job opportunities across the United States

Snelling Staffing

4001 Penbrook St, Ste 1002, Odessa, TX 79762

432-367-7066

1031 Andrews Hwy, Ste 111, Midland, TX 79701

432-699-4799

A staffing and temp agency, serving job seekers and employers throughout the Permian Basin region.

Summit Staffing

432-272-2509

1901 E 37th St, Ste 107, Odessa, TX 79762

Summit Staffing provides highly skilled labor to all facets of industry. Our unique understanding of employers' needs ensures that the employees provided are perfectly suited to our clients' requirements. Fields include:

Rotating/Reciprocating Compression, Turbines 100Mw Steam & Gas Engines, Electric Utilities, Instrumentation, Hydrocarbon Processing, Oil Field Compression, Co-Generation, Wind Turbine Energy, Warehousing,

Safety/Inspection, Engineering, Welding, Pipefitters, Boilermakers, Site Supervision and various Clerical positions.

Workforce Solutions

2626 John Ben Shepperd Pkwy Ste D, Odessa, TX 79761

432-367-3332

2911 La Force Blvd, Midland, TX 79706

432-563-5239

Services include: Job listings, job referrals, resume assistance, veteran services, community resource information, resource center/library, child care information, internet access, career exploration, GED information/referral, job search seminars, career planning, access to vocational rehabilitation, information about fidelity bonding for ex-offenders, wage claim assistance and additional services.

ZipRecruiterwww.ziprecruiter.com

ZipRecruiter is a leading online employment marketplace.

FOOD PANTRIES

West Texas Food Bank	432-332-1387
www.wtxfoodbank.org	
1008 E 2 nd St, Odessa, TX 79761	
Provides emergency food assistance, nutritional education and assistance with government benefit applications.	
Food banks located throughout 19 cities in West Texas. The following agencies can assist with income- based food distributions:	
ODESSA	
Bethlehem Baptist	432-853-1344
1000 W Clements, Odessa, TX	
<i>Fridays (8:30AM-1:30PM)</i>	
Catholic Charities	432-332-1387
2500 Andrews Hwy, Odessa, TX	
<i>Tues, Wed, Thurs (9:00AM-3:00PM)</i>	
Ector County Greater Works	432-614-0496
2616 Maple, Odessa, TX	
<i>Tues, Wed, Thurs (9:00AM-2:00PM)</i>	
Highland & Bunche Food Pantry	732-333-1161
1705 Highland Ave, Odessa, TX	
<i>2nd & 4th Mon of month (1:00PM-3:00PM)</i>	
Permian Basin Mission Center	432-337-0554
208 N Adams, Odessa, TX	
<i>Mon-Thurs (9:00AM-12:30PM)</i>	
Salvation Army Odessa	432-332-0738
811 E 10 th St, Odessa, TX	
<i>Mon-Fri (9:00AM-12:00PM; 1:00PM-4:00PM)</i>	
Shadow of Christ	432-332-0024
16015 S Hwy 385, Odessa, TX	
<i>1st & 22nd of each month (10:00AM-12:00PM)</i>	
St. James Missionary Baptist Church	432-580-3306
2212 E 11 th St, Odessa, TX	
<i>2nd Fri of month (11:00AM-3:00PM)</i>	
Westminster Presbyterian	432-366-1321
4901 Maple, Odessa, TX	
<i>Last Sat of month (10:00AM-1:00PM)</i>	
MIDLAND	
Amos	432-687-2667
908 S Loraine, Midland, TX	
<i>Mon, Tues & Wed (9:00AM-12:00PM)</i>	
Breaking Bread Soup Kitchen	432-689-2339
410 E Florida St, Midland, TX	
<i>Mon-Fri (5:00PM-7:00PM)</i>	
Bethel Baptist-Christ Church Grocery Store	432-683-9465
410 S Calhoun, Midland, TX	
<i>3rd Sat of month (10:00AM-1:00PM)</i>	
Casa de Amigos	432-682-9701
1101 Garden Lane, Midland, TX	
<i>Appointment Only (9:00AM-4:00PM)</i>	
Disciples Food Pantry	432-288-0974
1301 W Louisiana, Midland, TX	
<i>Every Wednesday (10:30AM-12:30PM)</i>	

Greater Ideal Baptist Church 303 N Lee St, Midland, TX <i>Every Tuesday (11:00AM-1:00PM)</i>	432-349-9354
Midland Baptist Crisis Center 806 S Baird, Midland, TX <i>Tuesday-Thursday (9:00AM-12:00PM)</i>	432-685-1467
Midland County Greater Works 922 S Main, Midland, TX <i>Delivery Only. Tuesday-Friday (8:00AM-12:30PM)</i>	432-694-2501
New Harvest Fellowship 4010 N CR 1130, Midland, TX <i>2nd & 4th Saturdays (10:00AM-1:00PM)</i>	432-924-2341
One Hope Church of Christ 2515 Ohio, Midland, TX <i>1st & 3rd Tuesday (12:30PM-2:00PM)</i>	432-684-9800
Redeemed Church of God 406 N Midland Dr, Midland, TX <i>1st Saturday of month (10:00AM-12:00PM)</i>	347-737-8952
Salvation Army of Midland 300 S Baird, Midland, TX <i>Monday-Friday (9:00AM-4:00PM)</i>	432-683-3614
Jubilee Center of Midland 3311 Andrews Hwy, Midland, TX <i>2nd & 4th Saturday of month (9:30AM-12:00PM)</i>	432-683-3614

FOOD – SERVED MEALS

Breaking Bread Kitchen 410 E Florida Ave, Midland, TX 79701 <i>Breakfast Mobile Unit Mon-Fri (6:30 AM-10:30 AM) & Dinner (5:00-6:30 PM)</i>	432-689-2339
Faith Temple Fellowship 1335 E 6 th St, Odessa, TX 79761 <i>Program provides meals for people with low income. Mon-Fri, Breakfast: 6:00AM-6:30AM & Lunch: 11:00AM-12:00PM</i>	432-272-3362
Highland United Methodist Church 1808 N Dixie, Odessa, TX 79761 <i>Provides evening meals. Wednesday 6:00PM-7:00PM</i>	432-332-0261
Jesus House 1135 E 6 th St, Odessa, TX 79761 <i>Our soup kitchen is open to all who need assistance with meals, due to COVID-19 all meals are served on a to-go basis.. Breakfast: Mon- Fri (6:00AM-6:30AM) Lunch: Mon- Thurs (11:00AM-12:00PM); Dinner: Tues (6:00PM-7:00PM)</i>	432-272-3362
Meals on Wheels 1314 E 5 th St, Odessa, TX 79761 <i>Meals-serving organization for seniors and adults with disabilities in need of nutritional support. Delivers within city limits, as far south as 1-20, as far north as Yukon Rd, as far east as 338 and as far west as 866.</i>	432-333-6451
Midland Soup Kitchen Ministry 1401 Orchard Ln, Midland, TX 79701 <i>Provides a free balanced meal to individuals and families. Hours: 11:00AM-1:00PM</i>	432-686-7687

Salvation Army810 E 11th St, Odessa, TX 79761

432-332-0738

Daily meals served from 5:00-6:00PM

600 W Wall St, Odessa, TX 79701

432-683-3614

Daily meals served at 6:00AM-6:45AM & 5:00PM-5:45PM

HOTLINES/HELPLINES: LOCAL, REGIONAL & NATIONAL

LOCAL**Crime Stoppers: Odessa**

432-333-8477

Crime Stoppers of Midland

432-694-8477

Crisis Center of West Texas

1-866-627-4747

PermianCare Mental Health Crisis Line

432-333-3264

STATE/NATIONAL**2-1-1**

2-1-1

www.211texas.org

A free help line, 24/7, with over 90 languages, to connect you with finding resources for food, shelter, clothing, medical assistance, mental health assistance, affordable childcare, eldercare, housing assistance, disaster relief and more.

AIDS in Prison Project Hotline

718-378-7022

*Provides HIV and AIDS information for prisoners, and accepts collect calls.***Boystown USA- Your Life Your Voice Helpline**

1-800-448-3000

*Available 24/7 to children, parents, and families who are struggling with self-harm, mental health disorders, and abuse. Text "VOICE" to 20121***ChildHelp National Child Abuse Hotline**

1-800-422-4453

*Provides 24/7 assistance in 170 languages to adults, children and youth with information and questions regarding child abuse. All calls are anonymous and confidential. 24/7, over 170 languages***CopLine**

1-800-267-5463

www.copline.org

Provide confidential 24/7 services for active and retired law enforcement officers and their loved ones. Whether it is "just a bad day" or a mental health crisis, retired and trained volunteers are here to listen, support and provide culturally competent resources.

Crisis Text Line

Text 741741

*Crisis Text Line is free, 24/7 support for those in crisis. Text from anywhere in the USA to text with a trained Crisis Counselor. Text START or HOME***Crisis Call Center**

1-775-784-8090

*Compassionate assistance to people in any type of crisis***Department of Defense (DOD) Safe Helpline for Sexual Assault**

1-877-995-5247

*A crisis support service designed to provide sexual assault services for survivors, their loved ones, and other members of the DOD community. 24/7***Disaster Distress Helpline**

1-800-985-5990

Findhelp.orgwww.findhelp.org

Online search engine for local resources, including financial assistance, food pantries, medical care and other free or reduced-cost help.

Friendship Line 1-800-971-0016

A crisis hotline and warm line for non-urgent calls. Support services provided for suicide prevention, emotional support, elder abuse prevent & therapy, well-being checks, grief support and information for older adults/ adults with disabilities,

Lesbian, Gay Bisexual & Transgender National Hotline 1-888-843-4564

Provides telephone, online private one-to-one chat and email peer-support, as well as factual information and local resources for cities and towns across the United States.

Youth Talkline 1-800-246-7743

Senior Helpline 1-888-234-7243

Trans Lifeline 1-877-565-8860

National AIDS Hotline 1-800-342-7432

National AIDS Hotline (Spanish) 1-800-342-7432

National Alliance on Mental Illness (NAMI) Helpline 1-800-950-6264

info@nami.org

Assists individuals and families who have questions about mental health disorders, treatment, and support services. Mon-Fri 10:00AM-6:00PM EST

National Center for Missing and Exploited Children (NCMEC) 1-800-843-5678

Serves as a clearinghouse and comprehensive reporting center for all issues related to the prevention of and recovery from child victimization.

Cyber Tipline: www.missingkids.com/gethelpnow/cybertipline

National Domestic Violence Hotline 1-800-799-7233

www.thehotline.org

Available for anyone experiencing domestic violence, seeking resources or information, or questioning unhealthy aspects of their relationship. 24/7. Online chat available

National Eating Disorder Association 1-800-931-2237

NEDA is available Mon to Thurs, 9:00AM-9:00PM & Fri from 9:00AM-5:00 PM (EST).

National Graduate Crisis Line 1-877-472-3457

Helps graduate students reach free, confidential telephone counseling, crisis intervention, suicide prevention, and information and referral services provided by specially-trained call-takers.

National Human Trafficking Hotline 1-888-373-7888

A national anti-trafficking hotline serving victims and survivors of human trafficking and the anti-trafficking community in the United States. Over 200 languages, 24/7
TEXT 233733

National Rehab Hotline 1-866-210-1303

Our crisis hotline specialists can provide resourceful information about alcoholism, drug addiction, and mental health, and what the next steps for yourself or your loved one might be. This may include treatment suggestions, immediate crisis support & intervention, or we can guide you towards local resources.

National Runaway Safeline 1-800-786-2929

info@1800runaway.org

Provides crisis and support services for homeless and runaway youth in the United States. 24/7

National Sexual Assault Hotline 1-800-656-4673

National Suicide Prevention Lifeline	988
www.988lifeline.org	
<i>Provides free and confidential support for people in distress, prevention and crisis resources for you or your loved ones, and best practices for professionals</i>	1-800-273-8255 TEXT 838255
National Suicide Prevention Lifeline (Spanish)	1-888-628-9454
National Suicide Prevention Lifeline (Options for Deaf & Hard of Hearing)	1-800-799-4889
National Teen Dating Abuse Hotline (Love is Respect)	1-866-331-9474
<i>Love is Respect offers information, support, and advocacy to young people who have questions or concerns about their dating relationships. 24/7</i>	TEXT 22522
Pathways to Safety International	1-833-723-3833
crisis@pathwaystosafety.org	
<i>Assists Americans experiencing interpersonal and gender based violence abroad. 24/7</i>	
Rape, Abuse & Incest National Network (RAINN)	1-800-656-4673
https://www.rainn.org/	
<i>The nation's largest anti-sexual violence organization. RAINN created and operates the National Sexual Assault Hotline in partnership with more than 1,000 local sexual assault service providers across the country. 24/7</i>	
Southwest Center for Pediatric Environmental Health	1-888-901-5665
StrongHearts Native Helpline	1-844-762-8483
<i>A safe, anonymous, and confidential service for Native Americans experiencing domestic violence and dating violence. Mon-Fri 9:00AM-5:30PM CST</i>	
Substance Abuse & Mental Health Services Admin (SAMSHA) Helpline	1-800-662-4357
<i>A free and confidential treatment referral and information service for individuals and families facing mental and/or substance abuse disorders. 24/7, English & Spanish</i>	
Texas Poison Center	1-800-222-1222
The Trevor Project	1-866-488-7386
<i>Provides crisis intervention and suicide prevention services to lesbian, gay, bisexual, transgender and questioning (LGBTQ) young people ages 13-24. Text START to 678678.</i>	
Trans Lifeline	1-877-565-8860
www.translifeline.org	
<i>Non-profit organization offering direct emotional and financial support to trans people in crisis – for the trans community, by the trans community.</i>	
U Lifeline	1-800-273-8255
www.ulifeline.org	
<i>An anonymous confidential online resource center for college students to get information regarding emotional health.</i>	
Veterans Crisis Line	1-800-273-8255
<i>Veterans Crisis Line offers free, confidential, 24/7 support, even if you're not registered with VA or enrolled in VA health care. Text 838255</i>	
VictimConnect Resource Center	1-855-484-2846
https://victimconnect.org/	

A referral helpline where crime victims can learn about their rights and options confidentially and compassionately. Weekdays 9-5 EST, 200 languages.

Women's Law

www.hotline.womenslaw.org

Online helpline provides basic legal information, referrals, and emotional support for victims of abuse.

HOUSING/ SHELTER

Chaparral Village Apartments 432-332-5091
1411 S Grant, Odessa, TX 79761
Provides Section 8 housing, for low income or no income families. Rent is based on 40% of household total income. Family housing, no singles. Walk-in intakes accepted Monday & Wednesday

Christmas in Action
3801 N Dixie St, Odessa, TX 79762 432-368-9022
500 S Lee St, Midland, TX 79701 432-683-4177
Nonprofit agency that, in partnership with the community, repairs homes of low-income elderly and/or disabled homeowners. Improvements include heating, cooling, plumbing, roof repair/replacement, windows and exterior doors.

City of Odessa Community Development Department 432-335-4820
119 W 4th St, Suite 104, Odessa, TX 79760
Services offered include home repairs for eligible homeowners, demolition of vacant unsafe structures and code enforcement for city ordinances. Temporary Covid assistance, must live inside city limits.

Clover House, Inc. 432-580-7958
406 N Texas, Odessa, TX 79761
www.cloverhouseinc.com
Residential treatment center housing available through coordination with TDCJ. Probation & parole referral only, prior SAFE-P or IPTC completed prior. Outpatient services available.

Door of Hope 432-580-5222
500 W 1st St, Odessa, TX 79761
*A Christian based program, providing for immediate physical needs—including food, clothing and shelter. The program is designed to lead the homeless to permanent independence built upon a personal relationship with Christ. Applications will be required to complete an interview and background check. **MHMR clients will be evaluated prior to acceptance into the program.** Individuals are unable to work during the initial 90 days of entrance into the program.*

Family Promise of Odessa, Inc 432-934-6693
1354 E 6th St, Odessa, TX 79761
*Exists to enable homeless families with children to achieve lasting self-sufficiency by providing temporary shelter, meals and access to existing community social services. Applicants are required to complete an interview, drug test and background check. **MHMR clients are evaluated and accepted if obtaining mental health services.** Families accepted into the program are eligible for up to 1 year of services but are required to be employed full-time throughout the program, as well as progressing through their self-sufficiency goals.*

Gosection8.com 561-416-5255
www.gosection8.com
Provides online listings of affordable rental homes across the United States.

Helping Hands 432-520-8900
1301 Brinson Lane, Midland, TX 79703

A faith-based, non-denominational, non-profit 501(c) corporation. We provide financial assistance for rent, utilities, prescriptions, emergency housing and transportation.

Housing Authority of the City of:

Odessa 432-333-1088

124 E 2nd St, Odessa, TX 79761

Midland 432-570-4155

1710 Edwards St, Midland, TX 79701

The purpose is to provide decent, safe, sanitary and affordable housing. Services include Section 8 housing, Elderly housing, Housing Choice Voucher Rental, Homeownership Assistance, Public Housing and Tax Credit Unit/Subsidy.

Jesus House 432-272-3362

1335 E 6th St, Odessa, TX 79761

<https://www.jesushouseodessa.com/>

Program provides meals for people with low income and provides shelter in very cold weather. Only men's shelter offered currently. Women & children's shelter renovations are currently being finalized. Cannot accept sex offenders at any time, those with diagnosed with schizophrenia or bi-polar disorders, or violent offenders within the last 5 years.

La Promesa Apartments 432-367-4315

4590 N Texas, Odessa, TX 79762

Provides Section 8 housing, for low income or no income families. Applicants are screened and placed on a waitlist.

Louise Wood Angel House (Odessa) 1-866-627-4747

Provide emergency shelter (up to 90 days) for adults and their minor children, fleeing a domestic violence situation in their home. While in the shelter, clients have access to support groups, case management services and counseling.

Mission Messiah/ A New Creation 432-580-5222

1213 W 2nd St, Odessa, TX 79763

*A 12 month Christian oriented program for women and their children who are in need of shelter and are serious about change. Assistance is provided to non-resident in need of food and clothing, as available. **MHMR clients not accepted.***

Northridge Retirement Center 800-872-9255

100 N E 27th St, Lamesa, TX 79331

Offers housing apartments to low income older adults 62 and older. People below age level who are on Social Security disability are also eligible for housing. Program fees are sliding scale/age based. Northridge is a three story 50-unit complex. Services Andrews, Borden, Crane, Dawson, Ector, Gaines, Glasscock, Howard, Loving, Martin, Midland, Pecos, Reeves, Terrel, Upton, Ward and Winkler counties.

Odessa Affordable Housing 432-362-2349

3801 N Dixie Blvd, Odessa, TX 79762

Provides safe and decent home ownership opportunities and quality of life repairs, including rehabilitation of low-moderate income citizens of Odessa. Services include assistance for home buyers, issuing mortgage revenue bonds, rental properties and home/apartment development.

Odessa Links: Project HOPE Program

119 W 4th Ste 201, Odessa, TX 79761

Project HOPE (Homeless Opportunities for Personal Excellence) is a Rapid Rehousing self-sufficiency program that integrates existing supportive services, scattered site tenant based rental assistance, and long-term self-sufficiency plans to significantly reduce and eliminate homelessness in Odessa through a continuum of care process. Services families WITH children.

Permian Basin Mission Center 432-337-0554
208 N Adams, Odessa, TX 79761
Seeks to promote the general welfare of the less fortunate and to relieve human suffering due to hunger and deprivation. Programs include clothing, food, furniture, faith based services, holiday assistance, prescription assistance, rental assistance, utilities assistance and volunteer/service opportunities.

Safe Place of the Permian Basin Hotline: 800-967-8928 or 432-570-1465
Emergency shelter for victims of domestic violence and their children; 24 hour crisis hotline; individual counseling with LPC; survival support groups; community education and legal advocacy.

Salvation Army
810 E 11th St, Odessa, TX 79761 432-332-0738
600 E Wall St, Midland, TX 79701 432-683-3614
Temporary housing for men, women and children who are on the road or are temporarily without shelter. Transients received three nights lodging, supper, breakfast and an opportunity to receive counseling. Emergency shelter lodging: 5:00 PM- 8:00 AM.

Third Edition Apartments 432-334-6984
1201 Whitaker Ave, Odessa, TX 79763
Third Edition Apartments provides Section 8 housing, for low income or no income families. Applicants are screened and placed on a waitlist.

West Texas Opportunities, Inc 432-366-3788
620 N Grant Ste 800, Odessa, TX 79761
Work to ease the limitations of poverty by investing in families improving their quality of life. Services include comprehensive energy assistance program and weatherization assistance program.

IDENTIFICATION RESOURCES

County Courthouse

Local registrar of vital records for Ector County, including birth, death, and marriage records. Fees may be paid by cash, check or money order.

Birth certificate: \$23.00

Death certificate: \$21.00 for the first copy, \$4.00 for each additional copy (in same request)

Marriage license record: \$21.00

Ector County Clerk's Office 432-498-4130
www.co.ector.tx.us
300 N. Grant Room 111, Odessa, Texas, 79760
Monday-Friday (8:00 AM - 4:30 PM)

Midland County Clerk's Office 432-688-4401
www.co.midland.tx.us
500 N Loraine St, 4th Floor, Midland, TX 79701
Monday-Friday (8:00 AM - 5:00 PM)

Social Security Administration

www.ssa.gov

2015 E 37th St, Odessa, TX 79762 866-404-1866
3114 Sunburst Ave, Midland, TX 79707 800-772-1213

Local social security offices offer information, help and services handled by the Social Security Administration. Services typically available include apply for retirement benefits, disability (SSDI), income (SSI), Medicare, appeal decision, obtain forms, publications, social security card, Medicaid card, etc

Texas Department of Public Safety
 2800 Wright Drive, Midland, TX 79706 432-686-1120
No cash accepted as payment.
Mon-Fri (8:00AM-5:00PM) & Tues (8:00AM-6:00 PM). Closed for lunch 12:30PM-1:30PM

LEGAL SERVICES

Access and Visitation Hotline 866-292-4636
www.txaccess.org

Provides noncustodial and custodial parents with free phone access to parenting time specialists who provide legal information related to child custody and visitation issues, as well as paternity and child support information.

Adult Parole

Ector County Adult Parole 432-550-0131

Midland County Adult Parole 432-684-4590

3900 TX-158, Midland, TX 79706

Adult Probation

Ector County Adult Probation 432-498-4103

312 N Texas Ave, Odessa, TX 79761

Midland County Adult Probation 432-688-4100

215 W Industrial Ave, Midland, TX 79701

Casa of the Permian Basin, Inc 432-498-4174

300 N Grant Ste 207, Odessa, TX 79761

www.casapbs.org

Court appointed Special advocate. Trains volunteers to advocate for the best interest of abused/ neglected children.

Client-Attorney Assistance Program 800-932-1900

Crimestoppers

Odessa Crime Stoppers 432-333-8477

Midland, Crime Stoppers of 432-694-8477

Disability Claim Services 432-580-5580

PO Box 3948, Odessa, TX 79760

Helps individuals, who are disabled, apply for and obtain their SSI and/or Social Security Disability Benefits, set up appointments, fill out forms, file appeals and represent the claimant before the Administrative Law Judge.

Family Law Hotline 800-777-3247

Family Violence Legal Line 800-374-4673

www.texasadvocacyproject.org

Our phone lines are open Monday to Friday from 9 am to 5 pm. Our attorneys can help you with a variety of legal concerns related to domestic violence, sexual assault, and stalking.

Harmony Home Children's Advocacy Center 432-333-5233

910-C S Grant, Odessa, TX 79760

www.ohhcac.org

Mission to lessen the trauma and heal the hurt of abuse for children/families through interviewing, therapy, victim services, investigations and prosecution.

Juvenile Probation

Ector Juvenile Probation 432-362-6356

1401 E Yukon Rd, Odessa, TX 79762
Midland Juvenile Probation
3800 N Lamesa Rd, Midland, TX 79705

432-688-4540

Legal Aid of Northwest Texas
620 N Grant Suite 410, Odessa, TX 79761
www.lanwt.org

432-332-1207
888-529-5277

Provides low-income individuals with legal representation. Civil type cases only.

Office of the Attorney General
PO Box 12198, Austin, TX 78711
www.texasattorneygeneral.gov

800-983-9933

Address Confidentiality Program (ACP)

The ACP, administered by the Office of the Attorney General, provides substitute address and mail forwarding service for victims of family violence, stalking and sexual assault, in need of address confidentiality.

Crime Victims' Compensation

Dedicated to ensuring that crime victims receive every possible form of assistance provided by law. The Crime Victims' Compensation Program is available after primary sources of payment- such as health insurance, Medicaid, Medicare, auto insurance or Texas Workers' Compensation- have been exhausted. Applications may be downloaded online.

Teen Court

Trial by peers with dismissal citation upon completion of sentence for traffic, class C and some class B misdemeanor offenses.

Odessa Teen Court
201 N Grant, Odessa, TX 79761

432-335-3352

Midland Teen Court
615 W Missouri Ave #226, Midland, TX 79701

432-689-1064

State Bar of Texas

800-204-2222

State Bar of Texas: Lawyer Referral Service

1-800-252-9690

Your call will be answered by a referral information specialist who will need your name and phone number. You will be asked in which county you need a lawyer and to briefly state your problem. Remember, the information specialist is not a lawyer and cannot give legal advice. The Lawyer Referral Service staff member will give you the name and phone number of an attorney. When you call the attorney to schedule a meeting, please tell them that you were referred by the State Bar of Texas. Your 30 minutes of legal consultation will cost you \$20.00. (After the initial ½ hour, it is up to you and the attorney to negotiate fees if you decide to authorize the lawyer to take action on your legal problem.)

Texas Advocacy Project

800-374-4673

www.texasadvocacyproject.org

Texas Advocacy Project provides advice over the phone, support with do-it-yourself legal filing processes, and complete client representation. Our experienced attorneys guide and advocate for you through the entire process, and our services are always completely free.

Texas Civil Rights Project
2500 Andrews Hwy, Odessa, TX 79761

432-334-8500

Texas Counsel on Family Violence
www.tcfv.org

800-525-1978

Dedicated solely to creating safer communities and freedom from family violence. TCFV shapes public policy, equips service providers with essential tools, and initiates strategic prevention efforts.

Texas Crime Victim's Compensation 432-498-4230
300 N Grant, Room 300, Odessa, TX 79761
Protects victims of violent crimes. Goes to court and helps with protective order.

Texas Department of Family and Protective Services 432-368-2400
2525 N Grandview Ste 100, Odessa, TX 79761 Hotline: 800-252-5400
Protect children from abuse, neglect and exploitation by working with clients, families and communities.

Texas Rio Grande Legal Aid 800-369-0574

Texas Victim Information & Notification Everyday (VINE) 877-894-8463
www.vinelink.com
VINE is a victim notification network. It allows survivors, victims of crime, and other concerned citizens to access timely and reliable information about offenders or criminal cases in U.S. jails and prisons.

West Texas Disabilities Rights 432-334-8500
2500 Andrews Hwy, Odessa, TX 79761
www.texascivilrightsproject.org
Education on disability rights and legal assistance. Includes advocacy, brief advice, counsel to people with disability, and where appropriate court representation/administrative proceedings to enforce the American with Disabilities Act.

LGBTQ+ RESOURCES

Alternative Life Solutions: 432-582-2444
Parents & Friends of Lesbians & Gays (PFLAG) Support Group
2458 E 11th St, Odessa, TX 79761

LBGT National Hotline 1-888-843-4564
Provides telephone, online private one-to-one chat and email peer-support, as well as factual information and local resources for cities and towns across the United States.

Youth Talkline 1-800-246-7743
Senior Helpline 1-888-234-7243

Out in West Texas
3301 Neely Ave, Midland, TX
<https://www.outinwesttexas.org>

PFLAG Midland/Odessa 940-268-2665
Provides support and education for the LGBT community as well as family/friends.

Pride Center West Texas 432-242-2023
1330 E 8th St Suite 324, Odessa, TX 79761
Mission to improve the lives of sexual orientation and gender identity (SOGI) minorities through the provision of safe gathering spaces, educational offerings, and social services that prioritize those whom identify as LGBTQN+

Pride Institute 1-800-547-7433
Chemical dependency/mental health referral and information hotline for the LGBTQ community.

The Trevor Project 1-866-488-7386
www.thetrevorproject.org

The Trevor Project is the leading national organization providing crisis intervention and suicide prevention services to lesbian, gay, bisexual, transgender, queer & questioning (LGBTQ) young people under 25. Text, call and chat available 24/7.

Trans Lifeline 1-877-565-8860

www.translifeline.org

Non-profit organization offering direct emotional and financial support to trans people in crisis – for the trans community, by the trans community.

True Colors United 212-461-4401

<https://truecolorsunited.org/>

True Colors United implements innovative solutions to youth homelessness that focus on the unique experiences of LGBTQ young people.

LOCAL AGENCIES RESOURCES- ODESSA

2-1-1 Texas Permian Basin 432-362-0433

2626 JBS Pkwy Blvd, Bld C 2nd Floor, Odessa, TX 79762

www.211texas.org

City of Odessa 432-335-3200

411 W 8th St, PO Box 4398, Odessa, TX 79760

<https://www.odessa-tx.gov/>

Discover Odessa 432-333-7871

700 N Grant Suite 200, Odessa, TX 79761

<https://discoverodessa.org/>

Odessa Convention and Visitor Bureau

Ector County Library 432-332-0633

321 W 5th St, Odessa, TX 79761

www.ector.lib.tx.us

Assistance in using library materials, check out of information/recreational materials in many formats. Provide current magazines and newspapers. Free use of computers and access to the internet.

Ector County, Texas

www.co.ector.tx.us

Keep Odessa Beautiful 432-335-4686

119 W 4th Suite 204, Odessa, TX 79761

www.odessa-tx.gov/400/Keep-Odessa-Beautiful

Non-profit environmental awareness organization, promotes and coordinates litter prevention programs and community cleanups with the goal of public education on the importance of waste reduction and the conservation of natural resources.

Chamber of Commerce

Coordinates and hosts events throughout the year that offer networking opportunities, high-visibility celebrations, and events.

Odessa 432-332-9111

700 N Grant Ave #200, Odessa, TX 79761

www.odessachamber.com

Odessa Hispanic 432-339-6422

119 W 4th St Suite 202, Odessa, TX 79761

www.odessahcc.org

Odessa Links 432-582-0099
119 W 4th St #201, Odessa, TX 79761
www.odessalinks.org
Provide access to information, services and resources in Ector County.

Odessa Parks and Recreation 432-368-3548
www.odessatxparks.org

Central Bark Dog Park
1001 W 38th St, Odessa, TX 79764
Dog park features a separation area and two large fenced open areas for off-lease access, including a picnic pavilion. Regulations apply.

Comanche Trail Park
301 W I-20, Odessa, TX 79766
Community Park featuring a walking/jogging trail, pond stocked with fish & 3 disc-golf courses. 3 ½ paved trail system rich with foliage and wildlife

Floyd Gwin Park
1015 N County Rd W, Odessa, TX 79763
52-acre park features sports fields & courts, a picnic pavilion, a playground & more.

McKinney Park
625 W Pool Rd, Odessa, TX 79763
Recreational green space offering a children's water play area, sports courts & picnic facilities.

Memorial Garden Park
4730 E 4th St, Odessa, TX 79762

Noel Heritage Park
320 W 5th St, Odessa, TX 79761

Purple Sage Park
615 E 11th St, Odessa, TX 79761
½ mile loop around the park for walking

Progressive Park
600 N Tom Green, Odessa, TX 79761
Small square city park with play equipment, benches, trees & a gazebo.

Sherwood Park
4819 N Everglade Ave, Odessa, TX 79762
Park featuring an outdoor aquatic center & a playground, plus a bike/skate park & baseball.

Woodson Park
1010 E Murphy St, Odessa, TX, 79761

LOCAL AGENCIES RESOURCES- MIDLAND

2-1-1 Texas Permian Basin 432-362-0433
www.211texas.org

Chamber of Commerce

Coordinates and hosts events throughout the year that offer networking opportunities, high-visibility celebrations, and events.

Midland 303 W Wall St, Suite 200, Midland, TX 79701 www.midlandtxchamber.com	432-683-33381
Midland Hispanic (MHCC) 208 S Marienfield St STE 100, Midland, TX 79701 www.midlandhcc.com	432-704-5533
City of Midland 300 N Loraine, Midland, TX 79701 https://www.midlandtexas.gov	432-685-7100
Car Seat Information <i>Midland Fire Department currently has 3 personnel trained in car seat installation and safety. If you have questions about a car seat, would like help installing your car seat or would simply like to make sure your child(ren) are riding in the vehicle safely, please call Central Fire Station to schedule an appointment.</i>	
Keep Midland Beautiful 3500 N A St Ste 1500, Midland, TX 79705 www.keepmidlandbeautiful.org <i>A Non-Profit that works closely with the City of Midland on programs that promote a beautiful Midland.</i>	432-688-7745
Midland County Centennial Library 2503 Loop 250 Frontage Rd, Midland, TX 79705	432-742-7400
Midland County, Texas www.co.midland.tx.us	
Midland Library at the Plaza 301 W Missouri Ave, Midland, TX 79701	432-688-4320

MENTAL HEALTH - COUNSELING SERVICES

Act Counseling 1901 E 37 th St #106, Odessa, TX 79762	432-333-3667
Affinity Counseling Center www.affinitycounselingcenters.com 1030 Andrews Hwy Suite 108, Midland, TX 79701 <i>Accepts Blue Cross Blue Shield.</i>	432-557-1775
Agape Counseling Services of West Texas 3500 N A St #2400, Midland, TX 79705 <i>Counseling for marriage, couples, grief, and adolescence. Does not accept Medicaid/Medicare. Accepts Signa, Humana, BCBS, UHC & UMR.</i>	432-550-5683
Alpha Behavioral Health Services 855 Central Dr. Ste 30, Odessa, TX 79761	432-614-5720
Alternative Life Solutions Counseling 2458 E 11 th St, Odessa, TX 79761 Office hours: Mon-Fri 8:00 AM-9:00 PM	432-582-2444
Anna Carrillo, RPT-S 835 Tower Dr Suite 9, Odessa, TX 79761	432-653-5118

Archway Support	432-682-2724
1005 W Texas Ave, Midland, TX 79701	
<i>Counseling includes depression, CBT, EMDR, Express Arts, Play Therapy for children.</i>	
CelMar Counseling	432-557-6921
3106 W Kentucky Ave, Midland, TX 79701	
<i>Services includes SAP/DOT Return to Duty Services, Offender Education Programs, Substance abuse counseling, Theft Awareness classes, Anger Resolution Counseling, Parent Classes and DFPS related counseling.</i>	
Centers for Children & Families	
3701 Andrews Hwy, Midland, TX 79703	432-570-1084
4241 Tanglewood Ln, Odessa, TX 79762	432-580-7006
www.centerswesttexas.org	
<i>Services include specialization in marital discord, stress, grief/loss, anxiety, anger management, depression, suicide intervention, family issues, substance abuse, eating disorders and internet addictions. Counseling services, sliding scale available, most insurances accepted.</i>	
Choiceworks Counseling	432-332-9644
1406 N Grandview Ave, Odessa, TX 79761	
Covenant Counseling	432-528-0290
5214 Thomason Dr, Midland, TX 79703	
Darla J Avery, LPC	432-770-1205
1901 E 37 th St #202, Odessa, TX 79762	
David Baldwin, M.Ed, LPC, LCDC	432-813-4031
855 Central Dr, Odessa, TX 79761	
Elizabeth S. Buchanan, LPC	432-570-1084
1004 N Big Springs St #325, Midland, TX 79701	
Empowerment Counseling Center	432-530-3873
835 Tower Dr, Odessa, TX 79761	
Francis Hymel, LPC	432-687-4673
4400 N Big Springs St Suite 200, Midland, TX 79705	
Genna Clark, LPC	432-332-7778
1901 E 37 th St #108, Odessa, TX 799762	
Healing Through Hope Christian Counseling	432-238-1239
2114 W Michigan Ave, Midland, TX 79701	
<i>Services include Individual, Family and Marriage counseling. Support groups, EMDR and Christian counseling.</i>	
High Sky Children's Ranch Inc	432-694-7728
8613 W County Rd 60, Midland, TX 79707	
Insight Counseling Center	432-333-3667
1901 E 37 th St #107, Odessa, TX 79762	
Jessica Bolden, MA, LPC-S	432-664-2261
1404 N Grandview Ave, Odessa, TX 79761	

John Sikes Johnson, LPC 1030 Andrews Hwy #206, Midland, TX 79701	432-934-3139
Lewis Busbee, MA, LPC, CART 3404 W Illinois Ave #201, Midland, TX 79703	432-770-2432
Mallori N. Mangus-Hayden, LPC 2458 E 11 th St, Odessa, TX 79761	432-582-2444
Megan Medina Counseling 601 N Marienfield St, Midland, TX 797001 <i>Services include Individual counseling, relationship support, online video counseling. Adult only.</i>	432-278-1617
Midland Rape Crisis & Children's Advocacy Center 1700 N Big Springs St, Midland, TX 79701 <i>Services include Survivors of Sexual Assault/Abuse Support Groups, F-CBT, EMDR, Crisis and Support services.</i>	432-682-7273
Misty Locknane, BS, LCDC, CCS, CART 855 Central Dr Suite 30, Odessa, TX 79761	432-614-5720
New Day Counseling 111 W 10 th St, Odessa, TX 79761	432-332-5645
New Hope Counseling 4400 N Big Spring St #200, Midland, TX 79705	432-687-4673
Oceans Behavioral Hospital IOP 3300 Farm to Market 1788, Midland, TX Intensive Outpatient Services <i>Offers specialized treatment services for managing physical, emotional and behavioral health needs. For individuals experiencing symptoms of depression, anxiety, behavioral changes, substance abuse or for those who have concerns about their behavioral health, our program can provide focused care to continue the journey toward healing. Patients must be aged 18 and older to be eligible for IOP.</i>	432-561-5915
Pathways Youth & Family Services 808 Tower Dr Suite 4, Odessa, TX 79762	432-699-7959
Rays of Hope Children's Grief Centre 900 W Wall St, Midland, TX 79701 <i>Grief support groups for children. Family workshops and peer support groups. Services provided and programs attended are free.</i>	432-684-5437
Samaritan Counseling Center 10008 Pilot Ave, Midland, TX 79706 <i>Accept many insurances, cash, card, employee assistance programs and Medicaid.</i>	432-563-4144
Tausha L. Bradshaw, LPC 6010 E Hwy 191 suite 246, Odessa, TX 79762	432-271-4968
Teresa Valero, LPC 1406 N Grandview Ave, Odessa, TX 799761	432-967-2330
The Crisis Center of West Texas 910 S Grant Ave #B, Odessa, TX 79761	432-333-2527

Thomas W. Wynne, LCSW 432-599-1727
3000 N Garfield St, Midland, TX 79705

University Counseling Center 432-552-2365
4901 E University Blvd Ste, Founders Building 54, Odessa, TX 79762
Services include individual, group and family counseling, ADD/ADHD testing, career testing with personality assessments, academic evaluations and marital counseling.

UTPB Counseling 432-552-2365
Founders Building, 054, U.T. Permian Basin South Campus
Services include individual/couples/family/group counseling, psychological assessments, educational programs, and referral/consultation. Services at no charge to students. Monday-Friday, 8:30 AM- 5:00 PM.

Vision Youth & Family Christian Counseling 432-770-7841
208 S Marienfield St, Midland, TX 79701

MENTAL HEALTH HOSPITALS/CONTACTS

Sheriff's Office Mental Health Deputies: Ector County 432-335-3567

Sheriff's Office Mental Health Deputies: Midland County 432-688-4600

Oceans Behavioral Hospital 432-561-5915
3300 Farm to Market 1788, Midland, TX 79706

Oceans Behavioral Hospital 325-691-0030
4225 Woods Pl, Abilene, TX 79602

National Suicide Prevention Hotline 800-273-8255
Text MHFA to 741-741

PermiaCare Crisis Line 844-420-3964

River Crest Hospital 325-949-5722
1636 Hunters Glen Rd, San Angelo, TX 76901

The Pavilion at Northwest Texas 806-354-1810
1501 Coulter St S, Amarillo, TX 79106

Veteran's Crisis Line 800-273-8255
Text 838255
Call 988 dial 1

MENTAL HEALTH – PSYCHOLOGISTS

Perry Marchioni, PhD 432-684-4540
1705 W Illinois Ave, Midland, TX 79701

MENTAL HEALTH – PSYCHIATRISTS

Ben Hankins, MD 432-620-8500
10 Desta Dr #220W, Midland, TX 79705
Private Pay

Eric L. Olson, MD 432-620-0161

3000 N Garfield St #105, Midland, TX 79705

Texas Tech Psychiatry 432-620-1160
2301 W Michigan Ave, Midland, TX 79701
Accepts Medicaid

Ravi Medi, MD 432-333-1333
2626 JBS Pkwy Building C Suite 129, Odessa, TX 79761
Medicaid and Medicare not accepted. BCBS (PPO only), Cigna, and United

Roy J. Mathew, MD 432-617-3855
3425 Caldera Blvd, Midland, TX 79707
Adults only. United, Medicaid, Medicare or Cigna not accepted. BCBS and Aetna

Shamsuddin Pepermintwala, MD 432-218-9920
4214 Andrews Hwy #208, Midland, TX 79703
BCBS (PPO only) or self-pay (1st - \$500, follow ups \$300)

Shanthi Thangam, MD 432-337-900
419 N Jackson Ave, Odessa, TX 79761
Medicaid not accepted. BCBS (PPO only) and Medicare

Wilbur Lineback, MD 432-570-9552
2104 W Michigan Ave, Midland, TX 79701

PERMIACARE

CCBHC

www.permiacare.org

CCBHC is a new certification administered by the Texas Health and Human Services Commission. The certification drives organizations to expand their range of care while providing services in a Trauma Informed Environment. A CCBHC provides a comprehensive collection of services that are needed to create ease of access to care, stabilize people in crisis, and provide the necessary treatment for those who struggle with mental health and substance use disorders.

****Crisis Hotline** 844-420-3964
Crisis intervention/suicide prevention services 24 hours a day, 7 days a week, 365 days a year. These hotlines provide 24 hour a day contact for persons experiencing emotional crisis situations, including possible suicide. Staff are available to provide face-to-face intervention including mobile assessments by our Mobile Crisis Outreach Teams (MCOT) and emergency hospitalization.

Basin Assistance Services 432-580-0713
1330 E 8th Suite 315, Odessa, TX
A non-profit Ryan White HIV/AIDS service organization, trained professionals provide free, confidential support and assistance. Services include: free condoms, HIV Specialist clinic visits, regular blood work, medication assistance, dental care, referred physician services, case management services, individual/group counseling and rides to medical appointments.

Early Childhood Intervention Program
1012 W MacArthur, Odessa, TX 432-334-0900
401 E Illinois Suite 100, Midland, TX 432-570-3366
Provides home based services for infants, birth to three, with developmental disabilities or delays and their families.

Family Resiliency Center of the Permian Basin 432-848-6944

4682 E University Blvd, Suite D, Odessa, TX 79762

A space for healing and support, dedicated to serving as a resource and referral center for residents, visitors, and responders affected by the shooting of August 31, 2019. Services include Peer Support Groups, Trauma-Informed Yoga, Critical Incident Stress Management (CISM), and Art Workshops. Monday-Friday (9:00AM-6:00PM)

Intellectual & Developmental Disability Services

3128 Kermit Highway, Odessa, TX

432-580-2646

400 N Carver, Midland, TX

432-570-3385

IDD Services Workshop (CLEW)

3116 Kermit Hwy, Odessa, TX

432-580-2647

1403 E Front, Midland, TX

432-570-3411

Mental Health Services & Clinic (Routine or Crisis Behavioral Health Services)

600 N Grant Ave, Odessa, TX

432-550-1100

401 E Illinois Suite 200, Midland, TX

432-570-3300

Accepts Medicaid, Medicare or No Insurance

Clinic Hours: Mon-Thurs 8am - 6pm; Fri 8am - 5pm

Rainbow House

432-580-2629

1012 W MacArthur, Odessa, TX

Support group services that helps individuals learn the skills to reach personal recovery in an environment of their peers. Services are provided daily, generally in half day sessions. Separate men's and women's support groups are offered as well. Additional activities include day fishing trips, weekends out of town holidays, holiday celebrations, daily lunch, and other supportive services.

Substance Abuse Services

1012 W MacArthur, Odessa, TX

432-335-9659

502 N Carver, Midland, TX

432-570-3390

Turning Point

432-580-2654

2000 Maurice, Odessa, TX

An adult residential substance abuse treatment facility in Odessa that provides persons suffering with chemical abuse a safe and supportive environment to overcome their addictions. The facility has a capacity of 42 residential clients. The 4 to 10 day detoxification period consists of medically supervised withdrawal from alcohol and other drugs along with education on the disease of alcoholism/addiction. The 30-35 day intensive residential substance abuse treatment (IRT) program encourages and helps individuals change their behavior in order to obtain and maintain a lifestyle free of chemical dependency.

PHYSICAL HEALTH RESOURCES- CANCER SERVICES

American Cancer Society

800-227-2345

811 Central Dr, Odessa, TX 79761

The center provides equipment for patient at home care (hospital beds, commode chairs, wheelchairs, shower seat, walker), gift items (blue bed pads, 2 months ostomy supplies), patient & family support groups, local transportation to treatment center, guest room programs in some areas and information/referrals.

Mon-Fri (8:30AM-11:30AM; 12:30PM-4:30PM)

Healthy Texas Women

1-800-335-8957

www.HealthyTexasWomen.org

Approved women can receive women's health exams, family planning services, birth control, screenings and treatment for certain sexually-transmitted infections and other health conditions such as hypertension, diabetes, and high cholesterol. These services are for women who are 15-44 years old; Not pregnant; A US citizen or legal resident; Not covered by health insurance; Making less than the family income limits.

Breast & Cervical Cancer Services Program

Provides quality, no-cost, accessible breast and cervical cancer screening and diagnostic services to women. Services include clinical breast examination, mammogram, pelvic examination and pap test, diagnostic services, cervical dysplasia services and help with Medication for Breast and Cervical Cancer applications.

West Texas Gifts of Hope

432-614-9284

www.westtexasgiftsofhope.org

700 W First St, PO Box 891, Odessa, TX 79760

*Hope House is a “home-away-from-home” featuring a four bedroom facility. Residents are referred by West Texas Cancer services include **Lodging**: Free lodging for the patient and caregiver is provided during cancer treatment. All amenities are complimentary except for the patient’s food and personal hygiene. **Look Good Feel Good Shop**: Cosmetic enhancements are provided that include free wigs, hats, haircuts, and nail care. Located in West Texas Cancer Center. **Lunches for chemo patients**: Sandwich lunch is provided daily in the chemo lab at West Texas Cancer Center. Additional services include transportation, pharmacy and durable medical equipment/supplies.*

PHYSICAL HEALTH RESOURCES- DENTAL CARE

Family Health Dental Clinic

432-332-8870

840 W Clements, Odessa, TX 79763

Provide preventative dental services for children & adults.

PHYSICAL HEALTH RESOURCES- EYE CARE

DARS- Division for Rehab & Division for the Blind

432-334-5650

3016 Kermit Hwy, Suite A, Odessa, TX 79764

Services includes vocational rehabilitation, transitional programs, independent living services and blind children’s vocational discovery and development.

Odessa Tri-Service Lions Club

432-580-3128

PO Box 2824, Odessa, TX 79760

Assist in maintenance and restoration of sight and hearing. Assist in setting eye exams and glasses for those in need, collect eye glasses to recycle. Assist with Texas Ramps in building ramps for those in need.

Prevent Blindness

432-620-8228

2000 W Wall, Midland, TX 79701

Assist clients with free vision screenings, eye examinations and/or eyeglasses and educational materials

PHYSICAL HEALTH RESOURCES- PEDIATRIC

Children’s Miracle Network Hospitals at Medical Center Hospital

432-640-1247

501 N Golder Ste A, Odessa, TX 79760

www.mchodessa.com

Hospital provide life-saving research and state-of-the-art care for seriously ill children 24 hours a day, 365 days a year.

Community Children’s Clinic

432-686-8593

1101 E Front St, Midland, TX 79707

www.childrensclinicmidland.org

Provides medical care for families facing financial challenges, without insurance. Services resident of Midland, Children ages 7 months-18 years, families at or below 200% the Federal Poverty Level who are uninsured or underinsured. Services include exam, exam, z-ray, day care & UIL Sports Physicals, flu shots (for established patient) and prescription medication if needed. Families pay \$20 per child at time of the service. For additional information at First come, first served. Hours of operation: Monday – Thursday (8:00 AM- 11:30 AM)

Medical Center Health System

500 W 4th St, Odessa, TX 79761
432-640-4000

Medical Center Hospital is a community based teaching health system which provides high quality health care to all residents of the Permian Basin.

Family Health Clinic- West Clements

432-640-4860

840 W Clements, Odessa

Services include pediatrics, family practice, internal medicine, endocrinology, dental clinic, obstetrics and gynecology. Accepting Insurance, Medicaid, Medicare and sliding scale payments.

Hours of Operation: Monday-Thursday (8:00AM-5:30PM) & Friday (8:00AM-5:00AM)

Family Health Clinic- West University

432-640-6600

6030 West University, Odessa

Services include pediatrics, family practice, internal medicine, endocrinology, optometry, obstetrics and gynecology. Accepting Insurance, Medicaid, Medicare and sliding scale payments.

Hours of Operation: Monday-Thursday (8:00AM-5:30PM) & Friday (8:00AM-5:00AM)

Midland Community Healthcare Services

Midland Community Healthcare Services provide affordable, comprehensive, accessible, culturally appropriate, cost-effective primary healthcare to residents mainly in Midland County. *Monday & Thursday (8:00 AM-6:00 PM), Tuesday & Wednesday (8:00 AM-5:00 PM), Friday (8:00AM-3:00PM). Urgent Care/Walk-ins (9:00AM-1:00PM)*

The Pediatric Clinic

432-697-4747

2500 W Delano

Dedicated to the care of patients from birth to adulthood.

The Coleman Family Clinic

432-685-0450

801 E Florida

Adult, Dental, Behavioral, Pediatric and Women's Services.

PHYSICAL HEALTH RESOURCES- FAMILY CLINICS

Medical Center Health System

500 W 4th St, Odessa, TX 79761
432-640-4000

Medical Center Hospital is a community based teaching health system which provides high quality health care to all residents of the Permian Basin. Sliding scale co-pay, Primary healthcare, Prescription Assistance, in conjunction with Ector County Assistance.

Family Health Clinic- West Clements

432-640-4860

840 W Clements, Odessa

Services include pediatrics, family practice, internal medicine, endocrinology, dental clinic, obstetrics and gynecology. Accepting Insurance, Medicaid, Medicare and sliding scale payments.

Hours of Operation: Monday-Thursday (8:00AM-5:30PM) & Friday (8:00AM-5:00AM)

Family Health Clinic- West University

432-640-6600

6030 West University, Odessa

Services include pediatrics, family practice, internal medicine, endocrinology, optometry, obstetrics and gynecology. Accepting Insurance, Medicaid, Medicare and sliding scale payments.

Hours of Operation: Monday-Thursday (8:00AM-5:30PM) & Friday (8:00AM-5:00AM)

Midland Community Healthcare Services

Midland Community Healthcare Services provide affordable, comprehensive, accessible, culturally appropriate, cost-effective primary healthcare to residents mainly in Midland County. Monday & Thursday (8:00 AM-6:00 PM), Tuesday & Wednesday (8:00 AM-5:00 PM), Friday (8:00AM-3:00PM). Urgent Care/Walk-ins (9:00AM-1:00PM)

The Coleman Family Clinic

432-685-0450

801 E Florida

Adult, Dental, Behavioral, Pediatric and Women's Services.

PHYSICAL HEALTH RESOURCES- WOMEN'S HEALTH

Healthy Texas Women

1-800-335-8957

www.HealthyTexasWomen.org

Approved women can receive women's health exams, family planning services, birth control, screenings and treatment for certain sexually-transmitted infections and other health conditions such as hypertension, diabetes, and high cholesterol. These services are for women who are 15-44 years old; Not pregnant; A US citizen or legal resident; Not covered by health insurance; Making less than the family income limits.

Breast & Cervical Cancer Services Program

Provides quality, no-cost, accessible breast and cervical cancer screening and diagnostic services to women. Services include clinical breast examination, mammogram, pelvic examination and pap test, diagnostic services, cervical dysplasia services and help with Medication for Breast and Cervical Cancer applications.

Family Planning Program

This program offers reproductive health and family planning services at little or no cost to eligible women and men in Texas. The free or low-cost services offered through the Family Planning Program help reduce unintended pregnancies, allow people to determine the number and spacing of their children, and improve birth outcomes and overall health.

Medical Center Health System

500 W 4th St, Odessa, TX 79761

432-640-4000

Medical Center Hospital is a community based teaching health system which provides high quality health care to all residents of the Permian Basin.

Family Health Clinic- West Clements

432-640-4860

840 W Clements, Odessa

Services include pediatrics, family practice, internal medicine, endocrinology, dental clinic, obstetrics and gynecology. Accepting Insurance, Medicaid, Medicare and sliding scale payments.

Hours of Operation: Monday-Thursday (8:00AM-5:30PM) & Friday (8:00AM-5:00AM)

Family Health Clinic- West University

432-640-6600

6030 West University, Odessa

Services include pediatrics, family practice, internal medicine, endocrinology, optometry, obstetrics and gynecology. Accepting Insurance, Medicaid, Medicare and sliding scale payments.

Hours of Operation: Monday-Thursday (8:00AM-5:30PM) & Friday (8:00AM-5:00AM)

Midland Community Healthcare Services

Midland Community Healthcare Services provide affordable, comprehensive, accessible, culturally appropriate, cost-effective primary healthcare to residents mainly in Midland County. Monday & Thursday (8:00 AM-6:00 PM), Tuesday & Wednesday (8:00 AM-5:00 PM), Friday (8:00AM-3:00PM). Urgent Care/Walk-ins (9:00AM-1:00PM)

The Coleman Family Clinic

432-685-0450

801 E Florida
Adult, Dental, Behavioral, Pediatric and Women's Services.

Women's Services Clinic 432-681-3100
400 Rosalind Redfern Grover Pkwy, 3rd floor of Midland Memorial Hospital (East Tower)
High-quality care and state-of-the-art technology in obstetrics, family planning, prenatal care and childbirth education.

Texas Tech: Obstetrics + Gynecology Permian Basin
701 W 5th St, Odessa, TX 79763 432-703-5510
301 North N St, Midland, TX 79701 432-620-5800

PHYSICAL HEALTH RESOURCES- GENERAL

Able Center 432-580-3439
4803 Plaza Blvd, Suite 401, Odessa, TX 79762
Assists individuals with severe physical, mental, cognitive or sensory impairment that substantially interferes with the ability to function independently in the home, family or community and is willing to diligently participate in moving forward with their independence.

American Red Cross of the Permian Basin 432-563-2267
9601 Wright Drive PO Box 60310, Midland, TX 79711
www.redcross.org/local/texas/central-and-south-texas.html
Services include the Home Fire Campaign, Community Preparedness courses, Virtual Emergency Preparedness Training and Service to the Armed Forces.

Aphasia Center of West Texas 432-699-1261
www.aphasiawtx.org
5214 Thomason Dr, Midland, TX 79703
Strive to improve the quality of life of individuals and families living with aphasia by overcoming communication barriers. Services include: post-stroke conversation groups, book clubs, computer lab, gardening programs/services, caregiver support groups & 4-week living well with aphasia course.

BasinMD 24/7 Urgent Care
www.BasinMD.com
Powered by Midland Health offers 24/7 medical care from anywhere using your smartphone, tablet, or computer. During your virtual visit, a healthcare provider can offer a diagnosis, treatment, and medication if appropriate.

Ector County Health Department 432-498-4141
221 N Texas, Odessa, TX 79761
www.co.ector.tx.us
Responsible for the development, integration and coordination of communicable disease control activities, environment/ consumer health protection programs and public health in Ector County. Services/Programs include: TB Control, Chronic Disease Prevention, Public Health, Adult/child immunizations, Preparedness, Food Service Sanitation and STD/HIV Clinic.

Ector County Hospital District Assistance (ECHDA) 432-640-1053
425 N Sam Houston, Odessa, TX 79761
Assistance with current MCH bills, doctor office visits and prescription purchases. Prescriptions include a \$10.00 fee each, with a limit of three. Sliding scale on hospital bills, based on income necessity.

Epilepsy Foundation 1-800-332-1000
www.epilepsy.com

Home Hospice 432-580-9990
619 N Grant Ave Ste 110, Odessa, TX
Includes medical directors and nurse practitioners available for house calls, hospice certified nurses, nurse aides, social workers, chaplains, bereavement counseling, volunteers and more. Most hospice care is funded by Medicare or private insurance.

Hospice of Midland 432-682-2855
www.hospiceofmidland.org
911 W Texas Ave, Midland, TX 79701
A team of clinical experts, including physicians, advanced practice nurses, case managers, nurses, social workers, chaplains, certified hospice aids and volunteers to meet the unique needs of our patients and their families. Four levels of care are provided: routine home care, continuous care, general inpatient care and respite care for the caregiver's needs. Additional services include Pathways, We Honor Veterans (WHV), Pet Peace of Mind, Hospice Hounds and Community Grief Support.

InnoCaption
www.innocaption.com/#
InnoCaption is the only mobile app that offers real-time captioning of phone calls through live stenographers and automated speech recognition software – the choice is yours. The InnoCaption app works just like a regular phone dialer and there is no need to make phone calls through a relay center.
Download on the App Store or Google Play

Medical Center Health System
500 W 4th St, Odessa, TX 79761
432-640-4000
Medical Center Hospital is a community based teaching health system which provides high quality health care to all residents of the Permian Basin.

Bariatric Services- Support Groups 432-640-3551
500 W 4th St, Odessa, TX 79761
Support group for individuals who have had surgical weight loss. Educational seminars provided for anyone interested in surgical weight loss. Gastric bypass and lap band procedures performed at MCH, including pre-op and post-op support and education.

MCH- Diabetes Center 432-640-4000
419 W 5th, Odessa, TX 79761
Classes for diabetic management, including a comprehensive education program which includes topics such as nutrition, sick day management and exercise. Medicare and all insurance are accepted, as well as work-out payment methods.

MedlinePlus
www.medlineplus.gov
A free, comprehensive health information website for the National Library of Medicine of the National Institutes of Health. Includes interactive tutorials, drug information, medical encyclopedia, information on conditions, diseases and staying well.

Midland Health
Classes & Events
<https://www.midlandhealth.org/main/classes-and-events>

Odessa Regional Medical Center 432-582-8677
520 E 6th St, Odessa, TX

Permian Basin Rehabilitation Center 432-332-8244

620 N Alleghaney, Odessa, TX 79761

www.pbrehab.com

Services include comprehensive outpatient rehab for children/adults, occupational speech, physical therapy and audiology services.

Project Lifesaver

432-335-3585

2500 S Hwy 635, Odessa, TX 79760

A public safety program to locate missing persons suffering from Dementia-type disorders that wander.

Regency Hospital of Odessa

432-335-9325

500 W 4th St, 6 West, Odessa, TX 79761

www.regencyhospital.com

Long Term Acute Care Specialty Hospital

Ronald McDonald Care Mobile

432-640-5437

PO Box 7239, Odessa, TX 79760

www.mchodessa.com

Provides convenient cost-effective, high quality medical and health education services to child through age 18. Immunizations: \$5.00; Physical exams/ sick child visits: \$15.00

Ronald McDonald Family Room

432-640-3090

500 W 4th, Odessa, TX 79760

www.rmhcsouthwest.com

The Family Room is like a miniature Ronald McDonald House inside the hospital, that provides for families (18 yrs and under) a way to escape the hospital environment for a few moments while being just seconds from their child's bedside.

Specialized Telecommunications Assistance Programs (STAP)

512-438-4880

7041 W 51st St, Austin, TX 78751

STAP offers assistance to help you get specialized telephone equipment to access the telephone network if you are a Texans with a disability that interferes with using the telephone.

Texas Health Steps

1-877-847-8377

www.mychildrensmedicaid.org

Texas Health Steps is health care for children birth through age 20 who have Medicaid. Texas Health Steps gives your child free medical checkups starting at birth and free dental checkups starting at 6 months of age.

Texas Department of State Health Services

432-683-9492

2301 N Big Springs #300, Midland, TX 79705

www.dshs.state.tx.us

Services include HIV/STD, children with special health care needs, case management, immunizations, Texas Health Steps.

Texas Tech Charity Care

432-703-5000

www.texastechphysicians.com

Texas Tech Physicians for your area may provide financial assistance for medically necessary services through a Charity Care program. Charity Care may be awarded for patients who meet defined income and/or resource guidelines and may be awarded based upon presumptive eligibility or through screening by Texas Tech Physicians Financial Counselor.

PRESCRIPTION ASSISTANCE RESOURCES

America's Drug Card

888-311-6224

Prescription Drug Discount Card

Coast2CoastRx

800-931-8872

www.coast2coastrx.com

A free prescription coupon card provided by community governments (Ector County Health Department). Cardholders save on both brand name and generic drugs. No health restrictions. Save up to 75% on family's dental, vision, veterinary, hearing, diabetic equipment/supplies, lab and imaging services- all non-insurance discounted benefits.

Mark Cuban Cost Plus Drug Company

971-251-4425

www.costplusdrugs.com

Opening in 2022, our state-of-the-art Texas manufacturing site will manufacture products to address drug shortages and price gouging. We are a licensed drug wholesaler nationwide. Our Cost Plus Drugs online pharmacy provides needed medications at low prices, shipped right to the patient's door.

Ector County Hospital District Assistance (ECHDA)

432-640-1053

425 N Sam Houston, Odessa, TX 79761

Assistance with current MCH bills, doctor office visits and prescription purchases. Prescriptions include a \$10.00 fee each, with a limit of three. Sliding scale on hospital bills, based on income necessity.

Familywizewww.familyeize.org

Free Prescription Savings Card

Good RX

1-855-213-1275

www.goodrx.com

Prescription Drug Saving Card. Save up to 80% of prescription drugs at virtually every US pharmacy. Works for people with and without insurance.

NeedyMedswww.needy meds.org

Save up to 80% off the cash price of your prescriptions, OTC medications and pet prescriptions purchased from a pharmacy.

Medicine Assistance Toolwww.medicineassistancetool.org

PhRMA's Medicine Assistance Tool (MAT) is a search engine designed to help patients, caregivers and health care providers learn more about the resources available through the various biopharmaceutical industry programs. MAT is not its own patient assistance program, but rather a search engine for many of the patient assistance resources that the biopharmaceutical industry offers.

RXAssistwww.rxassist.org

Patients can save up to 80% on their medications

RXHopewww.rxhope.com

A helping hand to people in need in obtaining critical medications that they would normally have trouble affording.

Sunflower RX

432-348-2353

www.sunfloerrx.com110 E 7th St, Odessa, TX 79761

Sunflower Rx provides thousands of generic medications available at low, affordable prices. Assists uninsured and under-insured individuals. Insurance plans and/or discount cards not accepted. Open Monday-Friday 8:00 AM-5:00 PM; Saturday 10:0 AM- 2:00 PM

Texas RX Card
www.texasrxcard.com

PRESCRIPTION RETURN BOX LOCATIONS

City of Odessa Police
205 N Grant Ave, Odessa, TX 79761
Drop off 24/7

Ector County Sheriff's Department
2500 US-385, Odessa, TX 79766
Drop off: Monday-Friday (8:00AM-5:00PM)

Midland County Sheriff's Department
400 S Main St, Midland TX 79701
Drop off: Monday-Friday (8:00AM-5:00PM)

SENIOR CITIZEN RESOURCES

Angels Care Hospice 432-208-5530
1030 Andrews Hwy, Ste 104, Midland, TX 79701
www.angelscarehospice.com
Angels Care Hospice provides medical, spiritual, and psychological support through an Interdisciplinary Team of professionals consisting of doctors, nurses, hospice aides, social workers, chaplains, bereavement counselors and volunteers. We provide care that focuses on pain and symptom management, comfort, dignity, and quality of life for the patient and their family.

Area Agency on Aging of the Permian Basin 432-563-1061
2910 La Force Blvd, Midland, TX 79706 1-800-491-4636
www.aaapb.com
Services include minor home modifications, legal assistance, respite, income support, caregiver support services and information/referral assistance to seniors and family caregivers.

Buena Vida Nursing & Rehabilitation 432-362-2583
3800 Englewood Lane, Odessa, TX 79762
Accepts Medicaid, Long Term Care Insurance & Private Pay

Casa de Amigos 432-682-9701
1101 Garden Lane, Midland, TX 79701
www.casadeamigosmidland.org
Services include a senior center where seniors are encouraged to participate in 3-5 activities a day including the exercise room, arts/crafts, games, informational presentations, and a hot lunch. Many seniors take advantage of health screening through the Health & Wellness Program.

Christmas in Action 432-683-4177
500 S Lee St, Midland, TX 79701
Nonprofit agency that, in partnership with the community, repairs homes of low-income elderly and/or disabled homeowners. Improvements include heating, cooling, plumbing, roof repair/replacement, windows and exterior doors.

Comfort Keepers of Midland 432-520-0414
4305 N Garfield St #229, Midland, TX 79705
www.comfortkeepers.com

In-home care, services include companion care, home making services, 24 hour care, respite care, and private duty nursing.

Deerings Nursing Home 432-332-0371
1020 N County Rd W, Odessa, TX 79763
Family support groups meet the 2nd and 4th Tuesday of every month.

Ector County Greater Works 432-614-0496
2616 N Maple, Odessa, TX 79762
www.ectorcountygreatworks.com
Serves low income elderly (over 55ys) or disabled individuals with nutritious food, nice clothing and programs to contribute to ensuring a healthy quality of life.

Express Nursing 432-580-9393
521 N Grant Ave, Odessa, TX 79761
Services include: Nursing care, physical therapy, occupational therapy, speech pathology, medical social, home health aid, home care and Medicare.

Experience Works 432-367-1453
www.experienceworks.org
2626 JBS Parkway Bldg D, Odessa, TX 79762
Nonprofit organization dedicated to helping people age with dignity and purpose –it’s something everyone deserves. Improve the quality of life for older adults through training, community service and employment.

Ector County Senior Centers
Social services and activities for senior citizens (55+ yrs). Transportation available to doctor appointments Monday-Friday, if scheduled a day in advance. Wednesday van provides transportation to grocery store. Senior activities, educational classes, dance clubs, exercise classes, a blood pressure check (twice weekly) and monthly nutrition education class. Congregate meals: Mon-Fri 11:30AM -12:30PM

Northside Senior Center 432-337-5281
1225 North Adams, Odessa, TX 79761

Southside Senior Center 432-337-4531
900 S Dixie Blvd, Odessa, TX 79761

Westside Senior Center 432-385-7715
2265 W Sycamore Center, Odessa, TX 79763

Home Hospice 432-550-7970
6010 E Hwy 191, Suite 235, Odessa, TX 79762

Andrews 432-524-5139
801 G Main St, Andrews, TX 79714

Big Springs 432-264-7599
111 E 7th, Suite A, Big Springs, TX 79720

Midland 432-570-0700
901 W Missouri, Midland, TX 79701

Odessa 432-580-9990
516 N Texas, Odessa, TX 79761

Hospice House 432-580-0067
903 N Sam Houston, Odessa, TX 79761
9 bed freestanding residence where people with a terminal illness can stay. Patients admitted for acute terminal care, symptoms management, respite care for up to 5 days.

- Meals on Wheels** 432-333-6451
 1314 E 5th St, Odessa, TX 79761
Delivers within city limits, as far south as I-20, as far north as Yukon Rd, as far east as 338 and as far west as 866.
- Mission Center Adult Day Service** 432-688-7720
 3500 N A St Suite 1300, Midland, TX 79705
www.missioncads.com
Services include: medication assistance, monthly wellness checks, glucose monitoring, transportation, nutritious meals, transitional care after hospitalization or skilled nursing stay, case management, and family counseling.
- Northridge Retirement Center** 800-872-9255
 100 N E 27th St, Lamesa, TX 79331
Offers housing apartments to low income older adults 62 and older. People below age level who are on Social Security disability are also eligible for housing. Program fees are sliding scale/age based. Northridge is a three story 50-unit complex. Services Andrews, Borden, Crane, Dawson, Ector, Gaines, Glasscock, Howard, Loving, Martin, Midland, Pecos, Reeves, Terrel, Upton, Ward and Winkler counties.
- Parks Methodist Retirement Village** 432-563-5707
 111 Parks Village Dr, Odessa, TX 79765
Provides a full continuum of care retirement community in a Christian environment.
- Project Lifesaver** 432-335-3585
 2500 S Hwy 635, Odessa, TX 79760
A public safety program to locate missing persons suffering from Dementia-type disorders that wander.
- Senior Life Midland** 432-689-6693
 3301 Sinclair Ave, Midland, TX 79707
A private, non-profit agency that works to improve the quality of life for seniors while helping them maintain good health, dignity and independence as they grow older.
- Senior Medicare Patrol** 1-888-341-6187
 1333 W Loop S Suit 1200, Houston, TX 77027
www.texasmp.org
Senior Medicare Patrols (SMPs) empower and assist Medicare beneficiaries, their families, and caregivers to prevent, detect and report health care fraud, errors, and abuse through outreach, counseling, and education. Call to report a Medicare scam or possible fraud.
- Senior Planning Services** 432-550-6800
 3800 E 42nd St, Suite 512, Odessa, TX 79762
Senior Planning Services is an Estate Preservation Firm specializing in nursing facility Medicaid Eligibility planning.
- Social Security Administration** 432-366-3708
 2015 E 37th St, Odessa, TX 79762
- Star Hospice** 432-580-7707
 620 N Grant Ave Ste 100, Odessa, TX
Services include Durable Medical Equipment, Home Health, Home Rehabilitation-Therapy Services, Provider Services
- Texas Department of Aging and Disability Services (DADS)** 432-334-5605
 3016 Kermit Hwy, Odessa, TX, 79764
Provides a comprehensive array of aging and disability services, supports and opportunities that are easily accessed in local communities including: adult foster care, community attendant services, community based

alternatives, emergency response services, family care, home delivered meals, in-home/family support and primary home care.

Texas Department of Family and Protective Services 432-368-2400
2525 N Grandview Ste 100, Odessa, TX 79761 Hotline: 800-252-5400
Protect elderly from abuse, neglect and exploitation by working with clients, families and communities.

Ticket to Work 812-614-3036
www.experienceworks.org
Ticket to Work is a free and voluntary program for Social Security beneficiaries (ages 40-64), offering enhance one-on-one benefits counseling and support services that can create a new path to an improved quality of life and financial independence through employment.

West Texas Aging and Disability Resource Center 1-800-687-0135
319 Runnels St, Big Springs, TX 79720
www.westtexasadrc.com

SUBSTANCE/ALCOHOL ABUSE TREATMENT RESOURCES

Alcoholics Anonymous: Northwest Texas Area 66 District #: 432-580-7868
www.nwta66.org

Alcoholics Anonymous is an international fellowship of men and women who have had a drinking problem. It is nonprofessional, self-supporting, multiracial, apolitical, and available almost everywhere. There are no age or education requirements. Membership is open to anyone who wants to do something about his or her drinking problem.

710 Group: 710 W Ohio, Midland, TX 432-682-8162
Meetings held Sunday-Saturday

Alpha Omega Group: 311 S Pecos, Midland, TX 432-288-3655
Meetings on Saturday

Animal House Group: 3610 N Golder, Odessa, TX 432-366-9076
Meetings on Monday, Wednesday & Friday

Bad Boys Group: 1515 W Carter, Midland, TX 432-528-2980
Meetings on Sunday-Wednesday & Friday

Basin Group: 3610 N Golder, Odessa, TX 432-366-9076
Meetings held Sunday-Saturday

Candlelight Page 144 Meeting: 4516 Robin Lane, Midland, TX
Meetings held on Friday 10:00 PM

Free At Last Group: 1615 E Murphy, Odessa, TX
Meetings on Monday

Grupo Basin- Spanish Mtg: 3610 N Golder, Odessa, TX 432-366-9076
Meetings on Monday & Wednesday

Little House Group: 606 W Kansas, Midland, TX 432-682-8842
Meetings on Sunday, Monday, Wednesday-Saturday

Lost & Found Group: 2000 Maurice Rd, Odessa, TX

Meetings held Tuesday-Thursdays

Open Smoking Group: 1515 W Carter, Midland, TX 432-301-2252
Meetings on Sunday & Thursday

Serenity Group: 3100 N A St Bldg C, Midland, TX 432-685-3100
Meetings held Sunday-Saturday

Slingshot Group: 2000 Maurice Rd, Odessa, TX 79763
Meetings on Sunday

Suburban Group: 2433 W 11th, Odessa, TX
Meetings held Sunday-Saturday

The 12 Step Group: 5501 N Midkiff Rd, Midland, TX 432-553-7220
Meetings on Saturday

Celebrate Recovery

Crossroads 432-368-2500

www.infor@crchurch.cc

6901 S State Hwy 191, Odessa, TX 79762

301 S Bruce St, Monahans, TX 79756

Tuesdays at 6:15 PM

First United Methodist

Jody Wallin: 432-337-1527

415 N Lee Ave, Odessa, TX 79761

Mondays from 7:00-9:00 PM

300 N Main St, Midland, TX 79701

Wade Cobb: 432-254-5753

Tuesdays 7:00-7:45 PM (main session) 7:45-8:30 PM (groups)

Grace Christian Fellowship

3450 Billy Hext Rd, Odessa, TX 79765 (*Go to North Entrance)

6:30-7:30 PM

Kelview Heights Baptist Church

Jim Connell: 432-682-3842

402 Scharbauer Dr, Midland, TX 79705

Thursdays at 6:30 PM

Sherwood Church of Christ

Terry Brown: 432-967-1392

4900 N Dixie Blvd, Odessa, TX 79762

Mondays at 7:00 PM

Clover House

432-580-0321

3603 Andrews Hwy, Odessa, TX 79762

800-226-4042

Provides Adult Residential and Outpatient/Aftercare Substance Abuse Treatment Services with the purpose for successful reentry and reintegration into society by merging the modified Texas Therapeutic Community (TC) model, cognitive intervention/restructuring, support groups, community resources, and other components necessary to promote the transition of learned behavior and skills into healthy social practices.

Drug Addicts Anonymous

2900 Kermit Hwy, Odessa, TX

www.dausa.org

Narcotics Anonymous

www.NA.org
www.BLRNA.org

Early Bird's NA

501 N Loraine, Midland, TX
7:00AM

Life's Wonders Group

4516 Robin Lane, Midland, TX
Meetings on Monday, Wednesday & Saturday (7:00-8:00 PM)

Lynn S: 432-234-1887
Jenn P: 432-241-3420
Bianca C: 432-438-5919

New Awakenings Group

Asbury Methodist Church, 4001 E University, Odessa, TX
Meetings on Tuesday & Thursday (7:00-8:00 PM)

Jaime S: 432-202-4836

The Ties That Bind Group

4933 W 42nd St, Odessa, TX
Meetings on Mon & Wed (6:30-7:30 PM), Friday (8-9 PM), Sat (10-11 PM)

Eddie T: 432-288-8715
Keri Ann: 210-772-0804
Holly S: 432-308-0325

Xodus Group

501 N Loraine St, Midland, TX
Meetings on Tuesday, Thursday, Friday & Sunday (7:00-8:00 PM)

Don H: 432-640-9447
Barbara M: 432-631-8370
Juan C: 432-557-7693

OSAR (Outreach, Screening, Assessment & Referral)

844-420-3684

License counselors provide free screenings and referrals to detox services, in-patient and outpatient treatment facilities, and other recovery options for anyone struggling with alcoholism, drug abuse, other addictions, or co-occurring mental health disorders.

Oxford House

www.oxfordhouse.org

A democratically run, self-supporting and drug free home program. 4 houses located in Odessa (3 men, 1 women)

Permian Basin Regional Council on Alcohol and Drug Abuse

432-580-5100

120 E 2nd St, Odessa, TX 79761

www.pbrcada.org

Provide services and information to all who may be adversely affected by alcohol and drugs. Services include

Families Matter!

432-580-5100

120 E 2nd St, Odessa, TX 79761

A parenting awareness and drug risk education program, providing community-based intervention services to parenting males and females at risk for involvement or currently involved with the Department of Family and Protective Services with substance use disorders or who are at risk of developing substance use disorders. Monday-Friday

Impact Youth

432-333-4100

620 N Grant Suite 802, Odessa, TX 79761

Program to educate and reduce the onset of alcohol, tobacco and other drug use in youth.

Midessa Community Alliance Coalition

432-333-4100

620 N Grant Ave, Odessa, TX 79761

Works to increase citizen participation and commitment among all sectors of the community to reduce substance use and abuse in Ector and Midland counties.

PermiaCare Substance Abuse

1012 W McArthur, Odessa, TX 79764

432-333-3265

Fresh Start Program

Provides outpatient substance abuse treatment to adult men and women who do not need more intensive treatment.

She's For Sure Program

Provides outpatient substance abuse treatment to adult women who have a history of substance abuse and have children under the age of 18 or are pregnant.

Top Rank Youth Program

Provides outpatient substance abuse treatment for adolescents (ages 13 to 17) who do not require a more intensive form of treatment.

Turning Point

432-580-2654

2000 Maurice Rd, Odessa, TX 79763

Provides detoxification services and intensive residential treatment to adults needing more intensive treatment for their addictions.

Co-Occurring Psychiatric and Chemical Dependency (COPSD) Program

Provides services to those who have a mental illness and addiction issues. Services include individual counseling, case management, and referrals to outside resources.

600 N Grant Ave, Odessa, TX 79761

432-333-3265

401 E Illinois, Midland, TX 79701

432-570-3300

Springboard Center

432-620-0255

200 Corporate Dr, Midland, TX 79705

Services include: Residential, Outpatient, Short-term residential, Residential detoxification, Outpatient day treatment or partial hospitalization, Intensive outpatient treatment. Most major insurances accepted including Aetna, Blue Cross and Blue Shield, Cigna, Magellan Health Services, United Healthcare and Value Options.

Straight Line Foundation

2840 Andrews Highway, Odessa, TX 79762

432-813-9983

www.thestraightlinegroup.com/

Seeks to assist those looking for Alcohol and Drug Addiction Treatment Facilities that best meet their needs. We are currently working toward obtaining Drug and Alcohol Detoxification Facilities tied to our intensive Recovery Communities for extended assistance with Addiction issues. We are working toward creating an Intensive Outpatient Program and counselling department. Our proven operational design for Recovery Communities allows residents that have completed detoxification and treatment to have a safe and accountable housing community immersed in recovery life.

Teen Challenge Adult Centers of Texas, Inc

432-687-0348

6901 S County Rd 1200, Midland, TX 79706

Residential treatment program operated on a holistic model of drug and alcohol recovery.

Thrive United

432-701-8678

501 N Loraine, Midland, TX

Angel Haven

Angel Haven currently is one home on Robin Lane in Midland, Tx, however we are in the process of building a village. The village will hopefully be able to hold 80+ adults and children and will be located on Elkin's Road north of Midland (more to come as more is revealed). To be put on the list to become a resident please send your name, the best contact phone number, email and sobriety date to:

Garrett@thrivingunited.org

All Recovery Meetings

All recovery meetings welcomes all who struggle with addiction, are affected by addiction and/or support the recovery lifestyle. An All recovery meeting is "non-denominational", meaning all pathways of recovery are embraced at these meetings. Monday-Sunday 12:15-1:15PM.

Crystal Meth Anonymous Women's Group

www.crystalmeth.org

501 N Loraine, Midland, TX

Tuesdays at 5:30 PM

Give It Forward Closet

There are many people starting their path into recovery with little or nothing. We have a huge room with donated clothes that we give to those in need. Thriving United also has a huge storage with beds, furniture, and anything to help those people in need!

Recovery Center

We offer an array of services to the community: Peer Recovery, Support Groups, Recovery Café, Computer Lab, Meditation Room, Peer Support Services, Peer Supportive Housing.

West Texas Counseling & Rehab (WTRC)

866-286-9827

www.wtcr.net

515 N Golder Ave, Odessa, TX 79761

432-335-8141

2401 W Wall St, Midland, TX 79701

432-687-3945

WTRC is a network of outpatient opioid use disorder treatment programs providing maintenance, counseling, and medically supervised withdrawal services. WTRC offers outpatient treatment for OUD using opiate agonist therapy with methadone and buprenorphine.

TRANSPORTATION

Midland-Odessa Urban Transit District

432-561-9990

www.ez-rider.org

8007 E Hwy 80, Odessa, TX 79765

Public transportation provider in Midland and Odessa urbanized areas. E-Z Rider.

Odessa Links: Lift Program

432-582-0099

119 W 4th St Ste 201, Odessa, TX 79761

Gives low income participants the resource of transportation assistance via a monthly bus voucher to help them seek/maintain employment, take their children to school or attend school themselves, and access additional resources that can assist in improving their health, education, and ability to become self-sufficient.

West Texas Opportunities, Inc

432-333-9344

www.gowto.org

700 N Grant Suite 150, Odessa, TX 79761

Services include Section 5311 rural public transportation (TRAX), job access/reverse commute and work/training transportation from West Odessa.

VETERAN RESOURCES

Christmas in Action

500 S Lee Street Midland, TX

432-683-4177

E. Pearl Street Odessa, TX

432-368-9022

Helps with home repairs.

Disabled American Veterans (DAV)

Isaac Garnett: 432-685-7408

The Disabled American Veterans is an organization created in 1920 by World War I veterans for disabled military veterans of the United States Armed Forces that helps them and their families through various means
artleal3@gmail.com

Ector County Veteran Services 432-498-4015

1010 E 8th St, Room 350, Odessa, TX 79761

Assistance to all Veterans and their families in applying for benefits to which they may be entitled. Office Hours: Mon (7:00 AM-3:00 PM); Tues/Wed (9:00AM-6:00PM); Thurs/Fri (8:00AM-5:00PM) OFFICE IS UNMANNED

Endeavors: Veteran Support Services 210-891-3310

vwc-sa@endeavors.org

Assist with behavioral health services, emergency food assistance, and laptops. Housing stability Program.

George H. O'Brien, Jr VA Medical Center 800-472-1365

300 Veterans Blvd, Big Springs, TX 79720

432-263-7361

Renew / Refill medications ext 2600

Make / change appointments ext 2800

Community Care ext 7270

Speak to a Nurse Ext 2502

Veterans Can get ID's at this location

VA Notification Line (within 72 hour of admission into ER)

1-844-724-7842

Goodwill Permian Basin Region 682-241-3307

Help pay for CDL, Help get license or jobs for veterans.

H.E.A.R.T. (Healing Emotions Above Reasons & Thoughts) 432-230-9078

www.permianbasinheart.org

Works with Veterans and First Responders, active & retired who deal with the private daily battle of Anxiety, Depression & PTSD.

H.O.R.S.E Center Russell Porter 432-634-8726

2306 E. County Road 140, Midland, TX

Helping Oneself be Resilient, finding Serenity and Empowerment (H.O.R.S.E) incorporates the use of the horse to address learning goals, emotional growth/learning, using a team approach.

Lamun-Lusk-Sanchez Texas State Veteran Home 432-268-8387

www.texasveterans.com

Provide services to all Texan Veterans. Services include nursing facility for Texas Veterans, their spouses and Gold Star parents; Affordable long-term nursing care; Alzheimer's unit, rehab: PT, OT, ST. (\$47/day for veteran/ \$147/day non-veteran)

Midland County Veteran Services 432-213-2448 – text please

2110 N A St, Midland, TX 79705

brandon.adkins@tvc.texas.gov

Help filing claims

Midland Vet Center Call Center: 877-927-8387

4400 N Midland Dr, Ste 540, Midland, TX 79707

432-697-8222

Provides readjustment counseling for eligible veterans, service members, and their families in the effort to make a successful transition from military to civilian life.

Military Veteran Peer Network Jayni Whitefield : 432-770-9326

401 E. Illinois Ave Ste 107 Midland, TX 79701

600 N. Grant Street Odessa, TX 79761

www.milvetpeer.net

Provides resources for veterans, services members, and their families within the Permian Basin. Conducts monthly Peer-to-Peer Groups within the Permian Basin.

Odessa Lions Club

1101 Whitaker Ave # 202 Odessa, TX 79763

432-335-0234

Permian Basin CBOC

8050 East Hwy 191, Odessa, TX 79765

432-685-2110

Permian Warrior Partnership (PWP)

www.permianwarriorpartnership.org

The PWP is committed to improving veterans' quality of life in the Permian Basin through the coordination of local services and opportunities; from housing and employment to enrollment in VA e-benefits, healthcare, recreation, and more.

432-210-4900

Project Amistad

12100 Esther Lama Dr, El Paso, TX 79936

www.projectamistad.org

Mission statement: "To advocate, connect and deliver social services to communities ensuring a dignified and meaningful life for all."

915-407-3223

Soldier and Family Readiness Specialist

www.va.ng.mil/

Specialist Tammorrow Constantine

The Soldier and Family Readiness Specialists provide assistance and non-medical case management to service members and families on a variety of subjects. Services include basic financial education, Tricare claims assistance, ID card questions, resource and referral to community services, state agencies, employment assistance and guidance through the Exceptional Family Member Program.

800-252-8032
Spanish: 800-252-8387
806-765-6882 Opt 8

Texas Veteran's Land Board

1700 Congress Ave, Austin, TX 78701

www.vlb.texas.gov

The VLB Veterans Land Loan Program is the only one of its kind in the nation, giving Texas Veterans and Military Members the opportunity to borrow up to \$150,000 to purchase land at competitive interest rates while typically requiring a minimum five percent down payment for tracts of one acre or more.

1-800-252-8387

Texas Veterans Commission Rural Veterans Employment Rep

2626 JBS Pkwy, Bldg G, Rom 108, Odessa, TX 79761

Office 432-367-1418
Cell 432-488-8740

Texas Veterans Commission Healthcare Advocate

www.tvc.texas.gov

Our Texas Veterans Health Care Advocacy team acts on the veterans behalf as a liaison between veterans and the U.S. Department of Veteran Affairs (VA) to resolve access issues involving VA health care related services such as: VA billing issues, MRIs, x-Rays, Pharmacy assistance, appointments, enrollment/eligibility.

432-653-7281

Odessa Region:

Wilson & Young MoH VA Clinic: 8050 E Hwy 191, Odessa, TX 79765

Health Care Advocate: Jerry Villarreal (jerry.villarreal@tvc.texas.gov)

Texas Workforce Commission: Just for Veterans

www.twc.texas.gov/jobseekers/just-veterans

www.workforcepb.org

2626 JBS Parkway, Building D, Odessa TX, 79761

3600 N Garfield, Midland, TX 79705

432-367-3332

432-686-4879

The Texas Veterans Commission has resources available for those with a service-connected disability that limits the ability to work or prevents you from working. Their Veteran Readiness and Employment (formerly called Vocational Rehabilitation and Employment) program helps you explore employment options and address training needs. In some cases, your family members may also qualify for certain benefits.

The Ranch at Dove Tree: Tactical Recovery 877-979-5619
1406 Quinlan St, Lubbock, TX
www.ranchatdovetree.com

Detox and residential treatment services for our nation's Veterans and First Responders. Providing trauma-informed care within a service oriented culture. Two Veteran & First Responder-specific small groups per week led by an EMDR therapist.

Triage number after hours 1-866-862-7863

US Dept of Veteran Affairs: Veteran Crisis Line 1-800-273-8255 (press 1)
www.Veteranscrisisline.net Call: 988

The Veterans Crisis Line is free and confidential. When you call, chat, or text, a qualified responder will listen and help. You decide how much information to share. Support doesn't end with your conversation. Our responders can connect you with the resources you need. TEXT 838255.

Veteran Crisis Line Dial 988 then press 1
www.veteranscrisisline.net 1-800-273-8255
TEXT 838255

Veterans and service members in crisis aren't alone. If you're thinking about hurting yourself, having thoughts of suicide, or becoming self-destructive, we're ready to help. Contact us immediately if you or the Veteran or service member in your life is showing signs of crisis, such as: talking about feeling hopeless, experiencing anxiety or agitation and/or increasing risky behaviors or substance use.

Veterans Experience Office (VEO) 1-800-698-2411
www.va.gov/ve/myva411.asp

Available 24 hours a day, 7 days a week—simplifies and improves customer access to VA through a single, easy-to-remember phone number. Callers can also press Option 9 to connect directly with a VA service recovery specialist to share concerns, offer recommendations, or ask questions.

VA Health Care & the Affordable Act – 1-877-222-8387
www.va.gov/aca

The Affordable Care Act (ACA)—also known as the health care law—was created to expand access to coverage, control health care costs, and improve health care quality and care coordination.

VA Hotline – this is actually Waco Benefits line 1-800-827-1000

White House VA Hotline 1-855-948-2311

The hotline serves Veterans, their families, caregivers and survivors by giving them a direct, nonemergency, contact line available 24 hours a day, 365 days a year with agents — the majority of whom are Veterans or from a Veteran family — who are trained to address general and common VA inquiries.

VA Education 1-888-442-4551

VA Transportation 432-263-7361 Ext: 5682
Transportation out of Big Springs, TX to veterans.

Veteran Treatment Court 432-688-4116
500 N Loraine St, Suite 6, Midland, TX 79701

Texas Veterans Treatment Court is a specialized court designed to meet the particular needs of the veteran community.

Veteran of Foreign Wars (VFW)

Nonprofit veterans service organization comprised of eligible veterans and military service members from the active, Guard and Reserve forces. To foster camaraderie among United States veterans of overseas conflicts.

Post 4149 432-684-9226
409 Veterans Airpark Ln Midland, TX

Post 4372 432-362-3796
208 E 63rd St, Odessa, TX 79762 432-366-5881

Post 6717 432-332-4921
2264 S Sargent Ave, Odessa, TX

Post 7208 432-684-6079
1306 E. Taylor Ave Midland, TX

Wilson and Young Medal of Honor VA Clinic 432-685-2110
TX-191 Frontage, Odessa, TX 79762

www.va.gov

Outpatient clinic offers primary care and specialty health services, including mental health care, physical and occupational therapy, treatment for addiction and substance abuse, women's health services, and more.

Kyndra Jones- Social Worker- 432-685-2110 Ext: 2386
Open M-F 7:30am-4:30pm

Community Resources -MCH Family Health Clinic

Organization Name	Area Primarily Served	Phone	Website	Services Provided
Midessa Transportation	Odessa/Midland	432-235-1951	www.midessatransportation.com	Provides taxi transportation for patients with no transportation.
Agape Counseling Services of West Texas	Odessa/Midland	432-550-LOVE (5683) or 432-818-1275	www.agapewesttexas.com	The mission of Agape is to empower individuals, families, churches and communities by promoting wellness through counseling, education, consultation, and mediation from a Christian perspective.
Agape Dream Center FreedomHouse	Odessa	432-337-1745	http://www.agapedreamcenter.com	Freedom House Discipleship is an intense Twelve-Month program that is designed to help individuals who are just being released from prison/jail and those struggling with drug addiction who have attempted to make it on the streets with no success.
Alternative Solutions Counseling	Odessa	432-582-2444	www.alternativelivesolutionscounseling.com	Alternative Life Solutions Counseling seeks to help individuals find an alternative solution and new directions in life's daily struggles.
Basin Detox	West Texas	800-317-7818	www.basindetox.com	Provide a comfortable and safe medical detoxification to alleviate the withdrawal symptoms and the anxieties while having to go through detox.
Catholic Charities	Ector County	432-332-1387	http://www.catholiccharitiesodessatx.org/	Catholic Charities provides a continuum of services to those in need. Our goal is to meet the immediate needs, such as food, medicine and utilities, and to prepare clients for a life of self-sufficiency through training in money management, literacy, GED preparedness, and workforce training. All educational programs are provided free-of-charge.
Centers for Children and Families (Centers)	West Texas	432-570-1084	http://www.centerswesttexas.org/	Centers for Children and Families exists to improve quality of life and strengthen the communities we serve through counseling, educational and supportive services. Services include general counseling, military support, post-adoption support, parent education classes and supervised visitations.
The Crisis Center	Serving Andrews, Crane, Ector, Gaines, Loving, Reese, Ward and Winkler Counties	432-333-2527	www.odessacrisiscenter.org	Established 32 years ago, The Crisis Center currently assists nearly anyone impacted by a violent crime. Client services and program areas include The Crisis Center's Family Violence Shelter in Odessa, a Crisis Response Team, a 24-hour Crisis Hotline, Counseling Services and Support Groups, Community Awareness Programs and Primary Prevention Initiatives.
Beth Desilets, LPC-S, RPT	Odessa	432-333-3667	bethdesilets.com	Counseling services for adults, adolescents, and children. Registered play therapist.
Door of Hope Mission	Odessa	432-337-8294	http://www.doorofhopemission.com/home.html	The Door of Hope Mission has been blessed since 1966 in providing help and hope to countless numbers of those whose lives seem to have been turned upside down. The Mission provides for immediate physical needs -- including food, clothing and shelter -- however, our programs are designed to lead the homeless to permanent independence built upon a personal relationship with Christ.

Community Resources -MCH Family Health Clinic				
Organization Name	Area Primarily Served	Phone	Website	Services Provided
Daniel Dorethy, LPC-S	Odessa	432-333-3667		Counseling Services for adults and adolescents. Also specializes in drug and alcohol counseling.
Ector County Health Department	Ector County	432-498-4141	http://www.co.ector.tx.us/default.aspx?Ector_County/Health_Department	The Ector County Health Department offers immunizations, nursing services including STD testing and treatment and other health education.
Ector County Physical Activity Coalition	Ector County	432-640-2680	www.getfitector.com	The Ector County Physical Activity Coalition was formed in 2015 to influence physical activity and healthy lifestyle behaviors in our county. Please visit the website to view the calendar of free classes available to the public.
ECISD Community Outreach Center	Odessa	432-456-8569		Social workers on staff to assist with clothing, food, utilities, shelter and other basic needs for ECISD students and their families.
Epilepsy Foundation Texas	Texas	806-785-1171	http://eftx.org/	The Epilepsy Foundation leads the fight to stop seizures, find a cure and overcome the challenges created by epilepsy. They help patients with anything from information to medical clinics and camps for kids.
EZ Rider	Odessa	432-561-9990	http://www.ez-rider.org/	Local bus services with 6 routes throughout Odessa. Paratransit services also available with approved application.
Family Promise of Odessa	Odessa	432-339-7100 or 432-934-6693		Family Promise of Odessa, Inc. exists to enable homeless families with children to achieve lasting self-sufficiency by providing temporary shelter, meals access to existing community social services.
Harmony Home Children's Advocacy Center	Ector County	432-333-5233	www.ohhcac.org/	Harmony Home CAC serves children from Ector County and 14 surrounding counties who are between the ages of 3 and 17. All of their services are offered free of charge to the victim and his/her non-offending caregivers. Primary services include: forensic interviews, victim services, therapy and community education and outreach.
The Life Center: Sexual Integrity for Life	Midland and Odessa	432-617-8378	http://www.midlandlifecenter.org/	The Life Center promotes sexual integrity, and their vision is to inspire and equip individuals to make positive decisions for life and relationships. They offer three departments: Prevention, Intervention and Restoration, and an expansion of services through satellite offices in Andrews and Odessa. Assist with diapers and formula when available.
Lions Club	Permian Basin	432-335-0294	http://www.odessadtions.org/	Children's and Adult Eye Conservation is chaired by Les Williams To get help, adults are screened by The Salvation Army at 810 E. 11th St. in Odessa. The appropriate paperwork may be submitted at that location and the applicant will be contacted for a scheduled eye exam after their application is approved.
MCH Children's Miracle Network	Permian Basin	432-640-1247	http://mchodessa.com/childrens-miracle-network/	CMN hospitals provide life-saving research and state-of-the-art care for seriously ill children 24 hours a day, 365 days a year.

Community Resources -MCH Family Health Clinic

Organization Name	Area Primarily Served	Phone	Website	Services Provided
Meals on Wheels of Odessa	Odessa	432-333-6451	www.mowodessa.com	Our service provides meals to adults 60 years of age or older and disabled adults 18 years or older who are home bound and unable by reason of disability to prepare their own meals.
Medical Transportation Program (MTP)		877-633-8747	http://www.dshs.state.tx.us/cshcn/mtp.shtm	Many CSHCN Services Program clients can use the Medical Transportation Program (MTP) to get to their doctor's office, drugstore, or any place that they get medical services. If you have no way to get to these places, MTP can help you.
Midland/Odessa Area AIDS Support (MAAS)	Midland and Odessa	432-218-2002	http://www.ribbonsoflight.org/	The organization offers support groups for people with HIV/AIDS and separate groups for their families in Midland and Odessa; a program to teach AIDS awareness in the secondary schools; CARE Teams that provide spiritual and emotional support to people with AIDS in their homes; and grief recovery groups.
Mission Messiah	Odessa	432-580-5222	http://www.missionmessiah.org/	Transitional Housing for women and children dealing with debilitating problems such as drug dependency, eating disorders, suicidal tendencies, etc. Consists of a 12-month program that includes ministry, counseling, work assignments, educational and career counseling.
Oceans Behavioral Hospital Permian Basin	Permian Basin	432-561-5915	http://oceanspermianbasin.com	At Oceans Behavioral Hospital Permian Basin, your loved one's healing is our only focus. We are passionate about helping young adults, older adults and seniors attain the best possible quality of life and manage daily challenges.
Odessa Links	Odessa	432-582-0099	www.odessalinks.org	Odessa Links connects community members in need of assistance to valuable resources, organizations and initiatives.
Odessa WIC Clinic	Odessa	866-907-0080	http://www.dshs.state.tx.us/wichd/	The Special Supplemental Nutrition Program for Women, Infant and Children, popularly known as WIC, is a nutrition program that helps pregnant women, new mothers, and young children eat well, learn about nutrition, and stay healthy. WIC provides nutrition education and counseling, nutritious foods, and help accessing health care to low-income women, infants, and children.
Palmer Drug Abuse Program (PDAP)	Odessa/Midland	432-685-3009	www.pdapmidland.org	PDAP is a fellowship of young people and parents who share their experiences, love and understanding that they may solve their common problems and help others to recover from the effects of mind-changing chemicals. PDAP provides people with tools to successfully prevent substance abuse, delay its onset or reduce substance abuse-related behaviors.
Permian Basin Community Centers for MHMR	Ector, Midland, Culberson, Pecos, Presidio, Jeff Davis, Hudspeth and Brewster Counties	432-333-3265 (Crisis Hotline)	www.pbmhmr.com	Permian Basin Community Centers is a public agency that provides a comprehensive array of services to persons experiencing major mental illnesses, mental retardation and chemical dependency.

Community Resources -MCH Family Health Clinic

Organization Name	Area Primarily Served	Phone	Website	Services Provided
Permian Basin Mission Center	Permian Basin	432-337-0554	http://www.pbmission.org/	The Permian Basin Mission Center is a non-profit, inter-denominational benevolent agency seeking to provide relief to families and individuals experiencing difficulties in life. The Center provides food, clothing, and furniture, as well as life-skill work-shops.
Permian Basin Rehab Center	Permian Basin	432-332-8244	http://pbrehab.com/	The mission of PBRC is to make life better for our patients, their families, and our community by providing compassionate, dignified, and high quality therapeutic services to children and adults with any kind of disability, regardless of their ability to pay.
Permian Basin Regional Council on Alcohol & Drug Abuse (PBRCADEA)	Permian Basin	432-580-5100	www.pbrcada.org	Provides resources to support the local and statewide alcohol, tobacco and other drug prevention. Programs provide individuals and families with access to caring counselors who provide needed resources, referrals, assessments, crisis intervention and/or motivational interviewing needed to successfully address substance use disorders.
Pink the Basin	Permian Basin	432-940-7465	http://pinkthebasin.com/	Pink the Basin provides grants, which allow women in the Permian Basin who cannot afford a mammogram due to a lack of or inadequate insurance, to get the mammography services they need.
Procure Specialty Provider Network	Odessa		www.procureodessa.com	Procure is the ambulatory and physician group of Medical Center Health System. Procure provides specialty care in Cardiology, ENT, Ortho, Gastro, Pain Management, Wound Care/Skin Disorders, and Ob/gyn. The Family Health Clinic utilizes this specialty network in providing referrals to patients that need specialty care.
Prevention Resource Center Region 9	Andrews, Borden, Coke, Concho, Crane, Crockett, Dawson, Ector, Gaines, Glasscock, Howard, Irion, Kimble, Loving, Martin, Mason, McCulloch, Menard, Midland, Pecos, Reagan, Reeves, Schleicher, Sterling, Sutton, Terrell, Tom Green, Upton, Ward and Winkler	432-580-5100	http://reg9prc.org/	Department State Health Services has established 11 Prevention Resource Centers across the state of Texas. Region 9 PRC has been given the resources to maximize prevention efforts by performing a coordinative role between DSHS and other entities that are involved in alcohol, tobacco, and other drugs. The overall goal of Region 9 PRC is to increase the effectiveness and visibility of prevention of alcohol, tobacco and other drug use and abuse within the region through information dissemination, community education, identification of community resources and identifying best practices in prevention.
Rays of Hope	Odessa/Midland	432-684-5437	www.raysofhopemidland.org	Rays of Hope Children's Grief Centre is a community outreach of HospiceMidland. We work with children 4 years to 18 years who have experienced a loss due to death, divorce or other painful transition.

Community Resources -MCH Family Health Clinic

Organization Name	Area Primarily Served	Phone	Website	Services Provided
Rivercrest	Permian Basin	1-800-777-5722	http://www.rivercresthospital.com	River Crest Hospital is a modern 80-bed hospital, specializing in the treatment of mental health and substance abuse that can afflict persons of all ages, from children and adolescents to adults and the elderly.
The Salvation Army	Odessa	432-332-0738	www.salvationarmyusa.org/	Multifaceted religious and social service organization actively engaged in addressing the needs of the homeless and hungry, persons in financial crisis, and at risk children and youth.
Samaritan Counseling Center of West Texas	Permian Basin	432-563-4144	http://www.samaritanccwtx.org/	Clients may contact the center to schedule an appointment. The Center has a standard fee, but many insurance policies cover services. Some churches and employers have contracted to underwrite a portion of treatments, and assistance is provided for those clients with no insurance and low income. The Center provides counseling in a number of areas, provides services free to active military, veterans and their families, and offers workshops for families going through divorce.
"SHARE" - Sharing Hands Respite Service	West Texas	432-818-1253	http://www.sharewesttexas.org/	SHARE partners with all members of families where there are children with special needs, supporting their efforts to establish and maintain strong and successful families. SHARE provides respite services as well as programs for siblings, parents, grandparents, and extended families.
Springboard Center	Permian Basin	432-620-0255	https://www.springboardcenter.com	The mission of the Springboard Center is to restore health and dignity to individuals and families by providing quality treatment and counseling for alcoholism and drug addiction to the residents of the Permian Basin and beyond and to raise the level of community awareness concerning substance abuse. The Springboard Center treatment programs and services are based on proven 12-step principles and best practice for addiction treatment. The Springboard Center treats the whole person believing that diet, nutrition, exercise, emotional, mental and spiritual development help ensure long-term recovery.
Stay Together Program	Midland and Odessa	432-699-1466 1-800-922-7829	http://highsky.org/programs_stay_together.html	The Stay Together Program delivers services to families with children/youth 0-17 years of age, who are experiencing runaway, truant, or delinquent behaviors. Youth and families experiencing family conflict are also eligible for these services. The Stay Together Program is preventative in nature and engages the youth and their families early on to help ensure that the family remains intact, and to prevent the involvement of more restrictive state agencies such as Juvenile Probation and Child Protective Services.
Texas Department of Health and Human Services - Odessa	Odessa	432-333-5141; 1-800-252-9330	www.HHSC.state.tx.us	Provides/Offers food stamp programs, TANF (Temporary Assistance for Needy Families) and Medicaid for children, pregnant women and parents of deprived children.

Community Resources -MCH Family Health Clinic

Organization Name	Area Primarily Served	Phone	Website	Services Provided
Texas Youth & Runaway Hotline		800-989-6884	http://www.dfps.state.tx.us/Youth_Hotline/default.asp	The Texas Youth and Runaway hotline is answered 24-hour, seven days a week and provides prevention services to youths, parents, siblings and other family members who are in need of a caring voice and listening ear.
Texas Runaway Hotline		888-580-HELP (4357)	www.texasrunaway.org	Texas Runaway Hotline is a confidential and free telephone hotline that offers referrals, safe runaway shelters, conference calling, message relay service (fostering communication between kids and parents) and education for kids and parents about runaway rights.
Texas Tech Health Science Center of the Permian Basin	Permian Basin	432-703-5254	www.texastechphysicians.com/Permian	Texas Tech Psychiatry program offers mental health services to the residents of the region and the Texas Tech Ob/Gyn department offers a BCCS program that provides special benefits for women who need screening and diagnostic for breast and/or cervical cancer.
Top Rank Youth Program Odessa - affiliated with Permian Basin Community Centers	Ector and Midland Counties	432-570-3390	www.pbmhmr.com	The Top Rank Youth program is a youth outpatient substance abuse treatment designed for adolescents who do not require the more structured environment of residential treatment to achieve and maintain abstinence. The program ensures access to a full continuum of treatment services and provides sufficient treatment intensity to achieve treatment plan goals for both the adolescent and their families.
Turning Point	Permian Basin	432-580-2654	www.pbmhmr.com	Turning Point is a treatment facility in Odessa, Texas which specializes in substance abuse services. They provide residential short-term treatment options for those who enroll. They also accommodate ASL or other assistance for hearing impaired and Spanish speakers.
United Way of Odessa	Odessa	432-332-0941	http://www.unitedwayodessa.org/	United Way of Odessa and its program providers impact the lives of 1 in every 3 Odessans. The work of United Way staff, volunteers and donors provides people with the resources necessary to build a quality life.
UTPB Center for Behavioral Analysis	Odessa	432-552-2365	http://www.utpb.edu/bac/council.htm	Counseling and testing center.
UTPB First 5 Nurse-Family Partnership	Ector County	432-552-2163	http://www.nursefamilypartnership.org/locations/texas/star-care-nurse-family-partnership	Nurse-Family Partnership (NFP) is a voluntary prevention program that provides nurse home visitation services to low-income, first-time mothers. Nurses begin home visits early in the mother's pregnancy and continue visitation until the child's second birthday. Nurses provide support, education and counseling on health, behavioral and self-sufficiency issues. This program is funded by a federal grant awarded to the Texas Health and Human Services Commission from the U.S. Department of Health and Human Services. This program is also part of HHSC's Home Visiting Program, which also includes the Parents as Teachers and the Home Instruction for Parents of Preschool Youngsters (HIPPY) programs. These evidence-based programs help parents prepare their children from birth through age-five, for success in school and beyond.

Community Resources -MCH Family Health Clinic

Organization Name	Area Primarily Served	Phone	Website	Services Provided
West Texas Area Counseling Center	Odessa	432-550-3838		Counseling for clients age 3 and older.
West Texas Cancer Center	Permian Basin	432-335-8276	http://www.texasoncology.com/	Texas Oncology-Odessa West Texas Cancer Center allows you to be close to care, close to home. We believe you shouldn't have to choose between high-quality care and proximity to the critical support of your family and friends.
West Texas Food Bank	Permian Basin	432-580-6333	https://www.wtxfoodbank.org	The West Texas Food Bank (WTFB) is the largest collaborative non-profit, non-governmental hunger relief agency serving the Permian Basin. In 2014, we supplied 4.1 million meals to hungry West Texans. As a proud member of Feeding America, we support the nutritional needs of children, families, and seniors through strategic partnerships with civic groups, corporate groups, and private donors. We distribute donated and purchased food to a network of over 80 Partner Agencies in 19 counties across 34,000 square miles in West Texas.
West Texas Opportunities	West Texas	432-333-9027	http://www.gowto.org/	West Texas Opportunities, Inc. was created for the purpose of administering the provisions of the Economic Opportunity Act of 1964 and its subsequent amendments. It is dedicated to the proposition that the United States can achieve full economic and social potential as a nation only if every individual, regardless of race, creed or sex, has the opportunity to develop to the full extent of his or her capabilities.
Workforce Solutions	Permian Basin	432-367-3332	www.workforcepb.org	Workforce Solutions Permian Basin is your one-stop for employers, job seekers, and youth to find needed tools for workforce-related issues. Our mission is to "invest in the future through jobs and training" here in the Permian Basin.



INFORMATION GAPS

Information Gaps

- While the following information gaps exist in the health data section of this report, please note that every effort was made to compensate for these gaps in the interviews conducted by Community Hospital Consulting.
 - This assessment seeks to address the community’s health needs by evaluating the most current data available. However, published data inevitably lags behind due to publication and analysis logistics.
 - Due to smaller population numbers and the general rural nature of Ector County, 1-year estimates for the majority of data indicators are statistically unreliable. Therefore, sets of years were combined to increase the reliability of the data while maintaining the combined county-level perspective.
 - The use of local information has been used to supplement the demographic data section, and specifically used in an effort to emphasize the rapid population growth in Ector County. Because census data is collected every ten years, periodic updates are provided by data vendors based on a variety of population health factors. Due to the rapid population growth and significant transient population within Ector County, total population and projection estimates are difficult to accurately depict. Therefore, CHC Consulting has provided demographic data from Syntellis that includes census periodic updates, as well as supplemental information from local reports in an attempt to emphasize the effect of the current oil boom on current population and projected population numbers.
 - Links included for sources were accurate when data was collected.



ABOUT COMMUNITY HOSPITAL CONSULTING

About CHC Consulting

- Community Hospital Corporation owns, manages and consults with hospitals through three distinct organizations – CHC Hospitals, CHC Consulting and CHC ContinueCare, which share a common purpose of preserving and protecting community hospitals.
- Based in Plano, Texas, CHC Consulting provides the resources and experience community hospitals need to improve quality outcomes, patient satisfaction and financial performance. For more information about CHC Consulting, please visit the website at: www.chc.com

APPENDIX

- SUMMARY OF DATA SOURCES
- DATA REFERENCES
- MUA/P AND HPSA INFORMATION
- INTERVIEWEE INFORMATION
- FHC SURVEY
- PRIORITY BALLOT



SUMMARY OF DATA SOURCES

Summary of Data Sources

- **Demographics**

- This study utilized demographic data from **Syntellis**.
- The **United States Census Bureau** provides foreign-born population statistics by county and state; <https://data.census.gov/cedsci/table?q=foreign%20born&tid=ACSDP1Y2019.DP02>.
- The **United States Census Bureau** provides 2019-2023 American Community Survey 5-Year Estimates for racial/ethnic population information. Data can be accessed at: <https://data.census.gov/cedsci/table?q=race%20and%20ethnicity&g=0500000US48135&d=ACS%205-Year%20Estimates%20Data%20Profiles>.
- This study utilizes data from the **Economic Innovation Group**, which provides distressed community index scores by county and state: <https://eig.org/dci/interactive-map?path=state/>.
- **Data USA** provides access to industry workforce categories at the county and state level: <https://datausa.io/>.
- Food insecurity information is pulled from **Feeding America's Map the Meal Gap**, which provides food insecurity data by county, congressional district and state: <http://map.feedingamerica.org/>.
- **Economic Policy Institute, Family Budget Map** provides a breakdown of estimates monthly costs in specific categories for Ector County, TX; <https://www.epi.org/resources/budget/budget-map/>.
- **FRED Economic Data** provides statistics on median household income for county: <https://fred.stlouisfed.org/series/MHITX48135A052NCEN>.
- This study also used health data collected by the **SparkMap**, a national platform that provides public and custom tools produced by the Center for Applied Research and Engagement Systems (CARES) at the University of Missouri. Data can be accessed at <https://engagementnetwork.org/>.
- The **United States Bureau of Labor Statistics**, Local Area Unemployment Statistics provides unemployment statistics by county and state; <http://www.bls.gov/lau/#tables>.
- The **Texas Education Agency** provides enrollment statistics on students in local county schools in Texas: <https://rptsvr1.tea.texas.gov/adhocrpt/adste.html>.
- **Data USA** provides access to transportation data at the county and state level: <https://datausa.io/>.
- **The Annie E. Casey Foundation** is a private charitable organization, dedicated to helping build better futures for disadvantaged children in the United States. One of their initiatives is the Kids Count Data Center, which provides access to hundreds of measures of child well-being by county and state; <http://datacenter.kidscount.org/>.

- **Health Data**

- The **County Health Rankings** are made available by the Robert Wood Johnson Foundation and the University of Wisconsin Population Health Institute. The Rankings measure the health of nearly all counties in the nation and rank them within states. The Rankings are compiled using county-level measures from a variety of national and state data sources. These measures are standardized and combined using scientifically-informed weights. The Rankings are based on a model of population health that emphasizes the many factors that, if improved, can help make communities healthier places to live, learn, work and play. Building on the work of America's Health Rankings, the University of Wisconsin Population Health Institute has used this model to rank the health of Wisconsin's counties every year since 2003; <http://www.countyhealthrankings.org/>.
- The **Centers for Disease Control and Prevention National Center for Health Statistics WONDER Tool** provides access to public health statistics and community health data including, but not limited to, mortality, chronic conditions, and communicable diseases; <http://wonder.cdc.gov/ucd-icd10.html>.

Summary of Data Sources

- **Health Data (continued)**

- This study utilizes a state level data from **Center for Disease Control and Prevention, Chronic Disease Indicators**, filtered for Texas; <https://www.cdc.gov/cdi/>.
- This study utilizes a county level data from **Center for Disease Control and Prevention, PLACES: Local Data for Better Health**, County Data 2022 Release, filtered for Ector County, TX; https://data.cdc.gov/500-Cities-Places/PLACES-County-Data-GIS-Friendly-Format-2022-releas/xyst-f73f/about_data.
- This study utilizes a county level data from **Center for Disease Control and Prevention, PLACES: Local Data for Better Health**, County Data 2023 Release, filtered for Ector County, TX; https://data.cdc.gov/500-Cities-Places/PLACES-County-Data-GIS-Friendly-Format-2023-releas/7cmc-7y5g/about_data.
- This study utilizes a county level data from **Center for Disease Control and Prevention, PLACES: Local Data for Better Health**, County Data 2024 Release, filtered for Ector County, TX; https://data.cdc.gov/500-Cities-Places/PLACES-County-Data-GIS-Friendly-Format-2024-releas/i46a-9kgh/about_data.
- This study also used health data collected by the **SparkMap**, a national platform that provides public and custom tools produced by the Center for Applied Research and Engagement Systems (CARES) at the University of Missouri. Data can be accessed at <https://engagementnetwork.org/>.
- The **U.S. Census Bureau's Small Area Health Insurance Estimates** program produces the only source of data for single-year estimates of health insurance coverage status for all counties in the U.S. by selected economic and demographic characteristics. Data can be accessed at <https://www.census.gov/data-tools/demo/sahie/index.html>.
- The **Texas Health and Human Services Healthcare Statistics** department provides Medicaid and CHIP Enrollment by Risk Group by County data. Data can be accessed at: <https://www.hhs.texas.gov/about/records-statistics/data-statistics/healthcare-statistics>.
- The **U.S. Department of Health and Human Services Health Resources and Services Administration (HRSA)** provides Medically Underserved Area / Population and Health Professional Shortage Area scores, and can be accessed at: <https://datawarehouse.hrsa.gov/tools/analyzers.aspx>.
- The **Texas Cancer Registry** is a statewide, population-based registry that serves as the foundation for measuring the cancer burden in Texas. Data can be accessed at: <https://www.cancer-rates.info/tx/>.
- The **Centers for Medicare & Medicaid Services, Office of Minority Health** provides public tools to better understand disparities in chronic diseases. Data can be accessed at: <https://data.cms.gov/mapping-medicare-disparities>.

- **Phone Interviews**

- CHC Consulting conducted interviews on behalf MCH and FHC from August 20, 2024 – February 18, 2025.
- Interviews were conducted and summarized by Valerie Hayes, Director of Planning and Raegen Price, Planning Analyst.

- **Clinic Surveys**

- CHC Consulting created a 4 question paper survey tool in both English and Spanish for FHC – Clements, FHC – JBS (Healthy Kids Clinic), FHC – West University and FHC – North Sam Houston (Women's Clinic) sites from February 3, 2025 – February 28, 2025.
- Quantitative data from the surveys was analyzed and reported by CHC Consulting.



DATA REFERENCES

Distressed Communities Index

- The Distressed Communities Index (DCI) brings attention to the deep disparities in economic well-being that separate U.S. communities. The latest Census data is used to sort zip codes, counties, and congressional districts into five quintiles of well-being: **prosperous**, **comfortable**, **mid-tier**, **at risk**, and **distressed**. The index allows us to explore disparities within and across cities and states, as well.
- The seven components of the index are:
 1. **No high school diploma:** Share of the 25 and older population without a high school diploma or equivalent.
 2. **Housing vacancy rate:** Share of habitable housing that is unoccupied, excluding properties that are for seasonal, recreational, or occasional use.
 3. **Adults not working:** Share of the prime-age (25-54) population that is not currently employed.
 4. **Poverty rate:** Share of the population below the poverty line.
 5. **Median income ratio:** Median household income as a share of metro area median household income (or state, for non-metro areas and all congressional districts).
 6. **Changes in employment:** Percent change in the number of jobs over the past five years.
 7. **Changes in establishments:** Percent change in the number of business establishments over the past five years.

2024 Poverty Guidelines

2024 POVERTY GUIDELINES FOR THE 48 CONTIGUOUS STATES AND THE DISTRICT OF COLUMBIA	
Persons in family/household	Poverty guideline
1	\$15,060
2	\$20,440
3	\$25,820
4	\$31,200
5	\$36,580
6	\$41,960
7	\$47,340
8	\$52,720
For families/households with more than 8 persons, add \$5,380 for each additional person.	



HPSA AND MUA/P INFORMATION

Medically Underserved Areas/Populations

Background

- Medically Underserved Areas (MUAs) and Medically Underserved Populations (MUPs) are areas or populations designated by HRSA as having too few primary care providers, high infant mortality, high poverty or a high elderly population.
- MUAs have a shortage of primary care services for residents within a geographic area such as:
 - A whole county
 - A group of neighboring counties
 - A group or urban census tracts
 - A group of county or civil divisions
- MUPs are specific sub-groups of people living in a defined geographic area with a shortage of primary care services. These groups may face economic, cultural, or linguistic barriers to health care. Examples include, but are not limited to:
 - Homeless
 - Low income
 - Medicaid eligible
 - Native American
 - Migrant farmworkers

Medically Underserved Areas/Populations

Background (continued)

- The Index of Medical Underservice (IMU) is applied to data on a service area to obtain a score for the area. IMU is calculated based on four criteria:
 1. Population to provider ratio
 2. Percent of the population below the federal poverty level
 3. Percent of the population over age 65
 4. Infant mortality rate
- The IMU scale is from 1 to 100, where 0 represents ‘completely underserved’ and 100 represents ‘best served’ or ‘least underserved.’
- Each service area or population group found to have an IMU of 62.0 or less qualifies for designation as a Medically Underserved Area or Medically Underserved Population.
- *Please note that there are currently no Medically Underserved Areas or Medically Underserved Populations in Ector County, Texas.*

Health Professional Shortage Areas

Background

- Health Professional Shortage Areas (HPSAs) are designations that indicate health care provider shortages in:
 - Primary care
 - Dental health
 - Mental health
- These shortages may be geographic-, population-, or facility-based:
 - Geographic Area: A shortage of providers for the entire population within a defined geographic area.
 - Population Groups: A shortage of providers for a specific population group(s) within a defined geographic area (e.g., low income, migrant farmworkers, and other groups)
 - Facilities:
 - Other Facility (OFAC)
 - Correctional Facility
 - State Mental Hospitals
 - Automatic Facility HPSAs (FQHCs, FQHC Look-A-Likes, Indian Health Facilities, HIS and Tribal Hospitals, Dual-funded Community Health Centers/Tribal Clinics, CMS-Certified Rural Health Clinics (RHCs) that meet National Health Service Corps (NHSC) site requirements)

Health Professional Shortage Areas

Background (continued)

- HRSA reviews these applications to determine if they meet the eligibility criteria for designation. The main eligibility criterion is that the proposed designation meets a threshold ratio for population to providers.
- Once designated, HRSA scores HPSAs on a scale of 0-25 for primary care and mental health, and 0-26 for dental health, with higher scores indicating greater need.

Discipline	HPSA ID	HPSA Name	Designation Type	Primary State Name	County Name	HPSA FTE Short	HPSA Score	PC MCTA Score	Status	Rural Status	Designation Date	Update Date
Primary Care	1482191523	Ector County	Geographic HPSA	Texas	Ector County, TX	5.22	11	14	Designated	Partially Rural	07/01/2019	08/06/2021
		Component State Name	Component County Name	Component Name		Component Type		Component GEOID		Component Rural Status		
		Texas	Ector	Ector		Single County		48135		Partially Rural		
Mental Health	7488989333	Ector County	Geographic HPSA	Texas	Ector County, TX	5.94	17	NA	Designated	Partially Rural	04/23/2019	09/10/2021
		Component State Name	Component County Name	Component Name		Component Type		Component GEOID		Component Rural Status		
		Texas	Ector	Ector		Single County		48135		Partially Rural		
Primary Care	14899948Q5	ECTOR COUNTY HOSPITAL DISTRICT	Federally Qualified Health Center Look-alike	Texas	Ector County, TX		20	18	Designated	Non-Rural	09/28/2018	09/11/2021
		Site Name	Site Address	Site City	Site State	Site ZIP Code		County		Rural Status		
		Ector County Hospital District	840 W Clements St	Odessa	TX	79763-4601		Ector		Non-Rural		
		Ector County Hospital District/ MCH Women's Clinic	375 N Sam Houston Ave	Odessa	TX	79761-5051		Ector		Non-Rural		
		Ector County Hospital District/MCH Family Health Clinic	6030 W University Blvd	Odessa	TX	79764-8530		Ector		Non-Rural		
		Ector County Hospital District/MCH Healthy Kids Clinic	3001 John Ben Shepperd Pkwy STE 100	Odessa	TX	79762-8126		Ector		Non-Rural		
Mental Health	74899948O7	ECTOR COUNTY HOSPITAL DISTRICT	Federally Qualified Health Center Look-alike	Texas	Ector County, TX		21	NA	Designated	Non-Rural	09/28/2018	09/11/2021



INTERVIEWEE INFORMATION

Medical Center Hospital and Family Health Clinic Community Health Needs Assessment Interviewee Information

Name	Title	Organization	Interview Date	County Served	Interviewer	IRS Category			Population Served
						A	B	C	
Margaret Burton	Community Volunteer Board Member	Ector County Family Health Clinic	2/6/2025	Multi-county area; including Ector County	Valerie Hayes		X		General Public, Underserved
Adina Crane	Director of Volunteer Services (Auxiliary)	Medical Center Health System	2/17/2025	Multi-county area; including Ector County	Valerie Hayes		X		General Public
Lori Dunham	Executive Director	Crisis Center of West Texas	2/14/2025	Multi-county area; including Ector County	Valerie Hayes		X		Underserved, Vulnerable, Mental Health
Renee Earls	President & Chief Executive Officer	Odessa Chamber of Commerce	8/20/2024	Ector County	Raegen Price			X	General Public
Dustin Fawcett	County Judge	Ector County	2/14/2025	Ector County	Valerie Hayes			X	General Public
Brandy Garcia	Director	Ector County Health Department	8/20/2024	Ector County	Raegen Price	X			General Public
Sreedevi Godey, MD	Physician & Medical Director	Family Health Clinic	2/7/2025	Multi-county area; including Ector County	Valerie Hayes		X		Underserved
Minerva Gonzales	Director of Nursing	Sul Ross State University	2/11/2025	Multi-county area; including Ector County	Valerie Hayes		X		Young Adult
Merry Hart, MD	Physician	MCH Healthy Kids Clinic	2/5/2025	Multi-county area; including Ector County	Valerie Hayes		X		Pediatric, Youth, Adolescent
Doug Herget	Director of Pastoral Care	Medical Center Health System	2/14/2025	Multi-county area; including Ector County	Valerie Hayes		X		General Public
Ali Hernandez	Director of Health Services	Ector County Independent School District	1/29/2025	Ector County	Valerie Hayes		X		Youth
Minh Hong	Pharmacist	Medical Center Health System	2/13/2025	Multi-county area; including Ector County	Valerie Hayes		X		General Public
Will Kappauf	Board Member Board Member	Ector County Hospital District Family Health Clinic	2/7/2025	Multi-county area; including Ector County	Valerie Hayes		X		General Public, Underserved
Todd Luzadder	Chief Operating Officer	PermiaCare	2/3/2025	Multi-county area; including Ector County	Valerie Hayes		X		General Public, Mental Health
Kim Ortega	Executive Director	Permian Basin Rehab Center	2/18/2025	Multi-county area; including Ector County	Valerie Hayes		X		General Public, Underserved, Acute Injuries, Disabilities
Karime Ramirez	Director of Case Management	Medical Center Health System	2/6/2025	Multi-county area; including Ector County	Valerie Hayes		X		General Public

Medical Center Hospital and Family Health Clinic Community Health Needs Assessment Interviewee Information

Name	Title	Organization	Interview Date	County Served	Interviewer	IRS Category			Population Served
						A	B	C	
Samantha Serrano	Program Manager	Children's Miracle Network	2/9/2025	Multi-county area; including Ector County	Valerie Hayes		X		Pediatric, Youth, Adolescent
Greg Shipkey, MD	Physician	Medical Center Health System	2/13/2025	Multi-county area; including Ector County	Valerie Hayes		X		General Public
Jade Smith	Certified Community Behavioral Health Clinic (CCBHC) Manager	PermiaCare	1/29/2025	Multi-county area; including Ector County	Valerie Hayes		X		General Public, Mental Health
Craig Stoker	Executive Director	Meals on Wheels	8/28/2024	Ector County	Raegen Price		X		Elderly, Seniors
Willie Taylor	Board President	Family Health Clinic	2/5/2025	Multi-county area; including Ector County	Valerie Hayes		X		Underserved
Chris Tovar	Director of Continuing Education	University of Texas of the Permian Basin	2/10/2025	Multi-county area; including Ector County	Valerie Hayes		X		Young Adult
DeAnn Weekly	Assistant Principle	Ector County Independent School District	2/13/2025	Ector County	Valerie Hayes		X		Youth

A: Work for a state, local, tribal, or regional governmental public health department (or equivalent department or agency) with knowledge, information, or expertise relevant to the health needs of the community

B: Member of a medically underserved, low-income, and minority populations in the community, or individuals or organizations serving or representing the interests of such populations

C: Community Leaders

Source: Medical Center Hospital and Family Health Clinic Community Health Needs Assessment Interviews conducted by Community Hospital Consulting; August 20, 2024 – February 18, 2025



FAMILY HEALTH CLINIC SURVEY

Encuesta del Paciente

Favor de dar su opinión acerca de MCH Family Health Clinic participando en esta encuesta anónima y confidencial. ¡Gracias!

(See the reverse side of this page to take the survey in English)

1. ¿Dónde suele ir cuando está enfermo o necesita ver a un médico?

- a. No suelo ir al médico.
- b. Veo a un médico en un centro diferente, el nombre del médico es:

- _____
- c. Voy a MCH Family Health Clinic.
 - d. Uso el servicio de Urgencia.
 - e. Uso cuidado virtual (mi visita con el doctor es por teléfono or computadora).
 - f. Otro: _____

2. ¿Usted o algún miembro de su familia (padres, hermanos, hijos, etc.) tienen problemas para ver a un médico?

- a. Si la respuesta es sí, ¿por qué? (seleccione todas las que apliquen)
 - a. Costo
 - b. No tiene seguro
 - c. Seguro limitado
 - d. Barreras del idioma
 - e. Transporte
 - f. Falta de horas extendidas o durante los fines de semana
 - g. Problemas tecnología
 - h. Otro (explique): _____

b. No

3. ¿Qué probabilidades hay de que venga a MCH Family Health Clinic la próxima vez que esté enfermo o necesite ver a un médico?

- a. Muy probable
- b. Algo probable
- c. Algo improbable
- d. Muy improbable
- e. No está seguro

Explique, por favor:

4. ¿Qué tan probable es que utilice MCH Family Health Clinic si ofreciera horarios extendidos, como por las tardes o los fines de semana?

- a. Muy probable
- b. Algo probable
- c. Algo improbable
- d. Muy improbable
- e. No está seguro

Explique, por favor:

Encuesta del Paciente

Favor de dar su opinión acerca de MCH Family Health Clinic participando en esta encuesta anónima y confidencial. ¡Gracias!

(See the reverse side of this page to take the survey in English)

1. ¿Dónde suele ir cuando está enfermo o necesita ver a un médico?

- a. No suelo ir al médico.
- b. Veo a un médico en un centro diferente, el nombre del médico es:

- _____
- c. Voy a MCH Family Health Clinic.
 - d. Uso el servicio de Urgencia.
 - e. Uso cuidado virtual (mi visita con el doctor es por teléfono or computadora).
 - f. Otro: _____

2. ¿Usted o algún miembro de su familia (padres, hermanos, hijos, etc.) tienen problemas para ver a un médico?

- a. Si la respuesta es sí, ¿por qué? (seleccione todas las que apliquen)
 - a. Costo
 - b. No tiene seguro
 - c. Seguro limitado
 - d. Barreras del idioma
 - e. Transporte
 - f. Falta de horas extendidas o durante los fines de semana
 - g. Problemas tecnología
 - h. Otro (explique): _____

b. No

3. ¿Qué probabilidades hay de que venga a MCH Family Health Clinic la próxima vez que esté enfermo o necesite ver a un médico?

- a. Muy probable
- b. Algo probable
- c. Algo improbable
- d. Muy improbable
- e. No está seguro

Explique, por favor:

4. ¿Qué tan probable es que utilice MCH Family Health Clinic si ofreciera horarios extendidos, como por las tardes o los fines de semana?

- a. Muy probable
- b. Algo probable
- c. Algo improbable
- d. Muy improbable
- e. No está seguro

Explique, por favor:

Patient Survey

Please give us your input about the MCH Family Health Clinic by taking this anonymous and confidential survey. Thank you!

(Consulte el reverso de la página para participar en esta encuesta en Español)

1. Where do you usually go when you're sick or need to see a doctor?

- a. I don't usually go to the doctor.
- b. I see a doctor at a different facility. Doctor's Name:

- c. I go to the MCH Family Health Clinic.
- d. I use the Emergency Department.
- e. I use virtual care (i.e. telehealth).

f. Other: _____

2. Do you or does anyone in your family (parent, sibling, child, etc.) have problems seeing a doctor?

a. If yes, why? (select all that apply)

- a. Cost
- b. No insurance
- c. Limited insurance
- d. Language barriers
- e. Transportation
- f. Lack of extended or weekend hours
- g. Technology problems
- h. Other: _____

b. No

3. How likely are you to come to the MCH Family Health Clinic next time that you're sick or need to see a doctor?

- a. Extremely likely
- b. Somewhat likely
- c. Somewhat unlikely
- d. Very unlikely
- e. Unsure

Please explain:

4. How likely are you to use the MCH Family Health Clinic if it offered extended hours, such as evenings or weekends?

- a. Extremely likely
- b. Somewhat likely
- c. Somewhat unlikely
- d. Very unlikely
- e. Unsure

Please explain:

Patient Survey

Please give us your input about the MCH Family Health Clinic by taking this anonymous and confidential survey. Thank you!

(Consulte el reverso de la página para participar en esta encuesta en Español)

1. Where do you usually go when you're sick or need to see a doctor?

- a. I don't usually go to the doctor.
- b. I see a doctor at a different facility. Doctor's Name:

- c. I go to the MCH Family Health Clinic.
- d. I use the Emergency Department.
- e. I use virtual care (i.e. telehealth).

f. Other: _____

2. Do you or does anyone in your family (parent, sibling, child, etc.) have problems seeing a doctor?

a. If yes, why? (select all that apply)

- a. Cost
- b. No insurance
- c. Limited insurance
- d. Language barriers
- e. Transportation
- f. Lack of extended or weekend hours
- g. Technology problems
- h. Other: _____

b. No

3. How likely are you to come to the MCH Family Health Clinic next time that you're sick or need to see a doctor?

- a. Extremely likely
- b. Somewhat likely
- c. Somewhat unlikely
- d. Very unlikely
- e. Unsure

Please explain:

4. How likely are you to use the MCH Family Health Clinic if it offered extended hours, such as evenings or weekends?

- a. Extremely likely
- b. Somewhat likely
- c. Somewhat unlikely
- d. Very unlikely
- e. Unsure

Please explain:



PRIORITY BALLOT

Prioritization Ballot

Upon reviewing the comprehensive preliminary findings report for the 2025 Medical Center Hospital (MCH) Community Health Needs Assessment (CHNA), we have identified the following needs for the MCH CHNA Team to prioritize *in order of importance*.

Please review the following criteria (Size and Prevalence of the Issue, Effectiveness of Interventions and MCH Capacity) that we would like for you to use when identifying the top community health priorities for MCH, then cast 3 votes for each priority.

1. Size and Prevalence of the Issue

In thinking about the "Size and Prevalence" of the health need identified, ask yourself the following questions listed below to figure out if the overall magnitude of the health issue should be ranked as a "1" (least important) or a "5" (most important).

- a. How many people does this affect?**
- b. How does the prevalence of this issue in our communities compare with its prevalence in other counties or the state?**
- c. How serious are the consequences? (urgency; severity; economic loss)**

2. Effectiveness of Interventions

In thinking about the "Effectiveness of Interventions" of the health need identified, ask yourself the following questions listed below to figure out if the overall magnitude of the health issue should be ranked as a "1" (least important) or a "5" (most important).

- a. How likely is it that actions taken by MCH will make a difference?**
- b. How likely is it that actions taken by MCH will improve quality of life?**
- c. How likely is it that progress can be made in both the short term and the long term?**
- d. How likely is it that the community will experience reduction of long-term health cost?**

3. MCH Capacity

In thinking about the Capacity of MCH to address the health need identified, ask yourself the following questions listed below to figure out if the overall magnitude of the health issue should be ranked as a "1" (least important) or a "5" (most important).

- a. Are people at MCH likely to support actions around this issue? (ready)**
- b. Will it be necessary to change behaviors and attitudes in relation to this issue? (willing)**
- c. Are the necessary resources and leadership available to us now? (able)**

****Please note that the identified health needs below are in alphabetical order for now, and will be shifted in order of importance once they are ranked by the CHNA Team.***

*** 1. Access to Dental and Vision Care Services and Providers**

	1 (Least Important)	2	3	4	5 (Most Important)
Size and Prevalence of the Issue	<input type="radio"/>	<input type="radio"/>	<input type="radio"/>	<input type="radio"/>	<input type="radio"/>
Effectiveness of Interventions	<input type="radio"/>	<input type="radio"/>	<input type="radio"/>	<input type="radio"/>	<input type="radio"/>
MCH Capacity	<input type="radio"/>	<input type="radio"/>	<input type="radio"/>	<input type="radio"/>	<input type="radio"/>

*** 2. Access to Mental and Behavioral Health Care Services and Providers**

	1 (Least Important)	2	3	4	5 (Most Important)
Size and Prevalence of the Issue	<input type="radio"/>	<input type="radio"/>	<input type="radio"/>	<input type="radio"/>	<input type="radio"/>
Effectiveness of Interventions	<input type="radio"/>	<input type="radio"/>	<input type="radio"/>	<input type="radio"/>	<input type="radio"/>
MCH Capacity	<input type="radio"/>	<input type="radio"/>	<input type="radio"/>	<input type="radio"/>	<input type="radio"/>

*** 3. Continued Emphasis on Healthcare Workforce Recruitment, Retention and Patient Care Coordination to Improve Access to Primary and Specialty Care**

	1 (Least Important)	2	3	4	5 (Most Important)
Size and Prevalence of the Issue	<input type="radio"/>	<input type="radio"/>	<input type="radio"/>	<input type="radio"/>	<input type="radio"/>
Effectiveness of Interventions	<input type="radio"/>	<input type="radio"/>	<input type="radio"/>	<input type="radio"/>	<input type="radio"/>
MCH Capacity	<input type="radio"/>	<input type="radio"/>	<input type="radio"/>	<input type="radio"/>	<input type="radio"/>

*** 4. Increased Focus on Addressing Social Determinants of Health Across Underserved Populations**

	1 (Least Important)	2	3	4	5 (Most Important)
Size and Prevalence of the Issue	<input type="radio"/>	<input type="radio"/>	<input type="radio"/>	<input type="radio"/>	<input type="radio"/>
Effectiveness of Interventions	<input type="radio"/>	<input type="radio"/>	<input type="radio"/>	<input type="radio"/>	<input type="radio"/>
MCH Capacity	<input type="radio"/>	<input type="radio"/>	<input type="radio"/>	<input type="radio"/>	<input type="radio"/>

* 5. Prevention, Education and Services to Address High Mortality Rates, Chronic Diseases, Preventable Conditions and Unhealthy Lifestyles

	1 (Least Important)	2	3	4	5 (Most Important)
Size and Prevalence of the Issue	<input type="radio"/>	<input type="radio"/>	<input type="radio"/>	<input type="radio"/>	<input type="radio"/>
Effectiveness of Interventions	<input type="radio"/>	<input type="radio"/>	<input type="radio"/>	<input type="radio"/>	<input type="radio"/>
MCH Capacity	<input type="radio"/>	<input type="radio"/>	<input type="radio"/>	<input type="radio"/>	<input type="radio"/>

* 6. When thinking about the above needs, are there any on this list that you DO NOT feel that MCH could/would work on over the next 3 years?

Yes, we could/should work on this issue. No, we cannot/should not work on this issue.

Access to Dental and Vision Care Services and Providers	<input type="radio"/>	<input type="radio"/>
Access to Mental and Behavioral Health Care Services and Providers	<input type="radio"/>	<input type="radio"/>
Continued Emphasis on Healthcare Workforce Recruitment, Retention and Patient Care Coordination to Improve Access to Primary and Specialty Care	<input type="radio"/>	<input type="radio"/>
Increased Focus on Addressing Social Determinants of Health Across Underserved Populations	<input type="radio"/>	<input type="radio"/>
Prevention, Education and Services to Address High Mortality Rates, Chronic Diseases, Preventable Conditions and Unhealthy Lifestyles	<input type="radio"/>	<input type="radio"/>

Section 2:

Implementation Plan

Medical Center Health System

Medical Center Hospital

FY 2026 - FY 2028 Implementation Plan

A comprehensive, six-step community health needs assessment (“CHNA”) was conducted for Medical Center Hospital (MCH) and the Family Health Clinic (FHC) by Community Hospital Consulting (CHC Consulting). This CHNA utilizes relevant health data and stakeholder input to identify the significant community health needs in Ector County, Texas.

The CHNA Team, consisting of leadership from MCH and the FHC, reviewed the research findings in May 2025 to prioritize the community health needs. Five significant community health needs were identified by assessing the prevalence of the issues identified from the health data findings combined with the frequency and severity of mentions in community input.

The list of prioritized needs, in descending order, is listed below:

- 1.) Prevention, Education and Services to Address High Mortality Rates, Chronic Diseases, Preventable Conditions and Unhealthy Lifestyles
- 2.) Continued Emphasis on Healthcare Workforce Recruitment, Retention and Patient Care Coordination to Improve Access to Primary and Specialty Care
- 3.) Increased Focus on Addressing Social Determinants of Health Across Underserved Populations
- 4.) Access to Mental and Behavioral Health Care Services and Providers
- 5.) Access to Dental and Vision Care Services and Providers

The CHNA Team participated in a prioritization process using a structured matrix to rank the community health needs based on three characteristics: size and prevalence of the issue, effectiveness of interventions, and their capacity to address the need. Once this prioritization process was complete, MCH leadership discussed the results and decided to address four of the five prioritized needs in various capacities through its implementation plan. While MCH acknowledges that "Access to Dental and Vision Care Services and Providers" is a significant need in the community, it is not addressed largely due to the fact that it is not a core business function of the facility and the limited capacity of the hospital to address this need. MCH will continue to support local organizations and efforts to address this need in the community. The Medical Center Hospital Family Health Clinic is addressing the need for “Access to Dental and Vision Care Services and Providers” in their clinic-specific implementation plan, and MCH will continue to support them in addressing this need in the community.

MCH leadership has developed an implementation plan to identify specific activities and services which directly address the identified priorities. The objectives were identified by studying the prioritized health needs, within the context of the hospital’s overall strategic plan and the availability of finite resources. The plan includes a rationale for each priority, followed by objectives, specific implementation activities, responsible leaders, and annual updates and progress (as appropriate).

The MCH Board reviewed and adopted the 2025 Community Health Needs Assessment and Implementation Plan on August 5, 2025.

Priority #1: Prevention, Education and Services to Address High Mortality Rates, Chronic Diseases, Preventable Conditions and Unhealthy Lifestyles

Rationale:

Ector County continues to experience worse outcomes than the state of Texas across many indicators related to mortality, chronic disease, preventable conditions, and health-related behaviors. The overall mortality rate in Ector County remains higher than the state, and while some specific causes of death have shown localized improvement over recent years, others have worsened or remained elevated in comparison to statewide rates.

Heart disease is the leading cause of death in the county and while it is currently lower than the state, rates have increased locally while decreasing statewide. Cancer is the second leading cause of death and carries a higher mortality rate in Ector County, which also reports higher mortality rates of prostate, lung and bronchus, breast (female), and colon and rectum cancer than the state and higher incidence rates of lung and bronchus, breast (female), and colon and rectum cancer. Ector County maintains higher mortality rates than the state of Texas within the following causes of death: COVID-19, accidents (unintentional injuries), Alzheimer's disease, diabetes mellitus, chronic lower respiratory diseases and chronic liver disease and cirrhosis.

Ector County has experienced higher rates of sexually transmitted infections. Chlamydia incidence has remained consistently higher than the state for most of the past two decades, while gonorrhea rates, though fluctuating, have also tended to exceed state averages. The prevalence of HIV has increased in Ector County but remains lower than the state.

Chronic conditions are also more prevalent in Ector County. The percentage of adults and Medicare beneficiaries with diabetes is higher than statewide, and obesity is more widespread among both groups. Arthritis and asthma are more common among adults in Ector County, and the percentage of adults and Medicare beneficiaries with a disability is also higher locally. Ector County residents are more likely to report having no leisure-time physical activity, and higher percentages of adults reporting binge drinking and smoking compared to Texas as a whole.

Maternal and preventive health indicators further reflect disparities. Ector County has a significantly higher teen birth rate than both the state and the nation, affecting most racial and ethnic groups. Preventive screening rates are also lower. Fewer female Medicare beneficiaries receive annual mammograms compared to the state and national averages, and all racial and ethnic groups in the county have lower mammography screening rates. Additionally, flu and pneumonia vaccination rates among Medicare beneficiaries are lower in Ector County than in Texas overall.

Interviewees raised significant concerns about the rising prevalence of chronic conditions such as cancer (especially among low-income and younger populations), diabetes, and cardiovascular disease. Barriers to healthy living include limited access to chronic condition care in communities like West Odessa, reliance on fast food due to fast-paced lifestyles, and a lack of familiarity with fruits and vegetables that contribute to poor eating habits. One person observed, "Eating habits are what strain Midland and Odessa... it's not easy for a family to eat healthy here because you have to have a certain income to afford it." Rising food prices were frequently cited, with another participant noting, "Groceries are so expensive. The rising prices and inflation impact the ability for people to purchase food that's necessary for a healthy diet." Interviewees expressed appreciation for existing resources to address growing food insecurity concerns, but noted a gap in programs encouraging healthy eating. Additionally, community members voiced concern over limited safe outdoor spaces due to traffic, environmental discomfort, and extreme heat, contributing to inactive lifestyles. A growing measles outbreak also heightened anxiety around community health and immunization.

Lack of education and awareness further compound these challenges, with many residents unfamiliar with available services and the importance of preventive care. "There isn't enough education on the importance of having a primary care provider," one interviewee stated, while another added, "They avoid primary care because they think the doctor will give them bad news." Participants reported confusion about Medicare options and supplements for the elderly population and a need for more public health education related to physical activity and disease prevention. Residents also struggled to navigate the healthcare system and access affordable programs. As one respondent explained, "We need to collaborate and connect the dots for residents, whether it's helping people navigate insurance or find resources that help when purchasing food or understanding what's healthy." These gaps in education and outreach disproportionately affect underserved communities and reinforce existing barriers to managing chronic conditions and achieving overall wellness.

In the Family Health Clinic Survey, confusion around services offered at the Women's Clinic seemed to be an overarching theme. One respondent who completed the survey at the Women's Clinic location noted: "Wasn't aware I could come here for sickness." Another respondent at that location mentioned: "I didn't know I could come to the Women's clinic for sickness."

Objective:

Implement programs and provide educational opportunities that seek to address unhealthy lifestyles and behaviors in the community

Implementation Activity	Responsible Leader(s)	Current Examples (if applicable)	FY 2026		FY 2027		FY 2028	
			Status	Progress Updates	Status	Progress Updates	Status	Progress Updates
1.A. MCH will continue to provide the comprehensive heart failure management program, which includes a Heart Failure Navigator, on a weekly basis at a cardiology clinic that is a member of the ProCare network.	Divisional Center for Heart Disease							
1.B. MCH will continue to operate the Center for Health and Wellness which includes Mission Fitness. Mission Fitness is a medically integrated fitness center that is open to community members and employees (is fee-based). Special programming within the MCH Mission Fitness facility include a Cancer Wellness Program, Aqua Arthritis Classes, Prenatal Aqua Classes and Yoga, Cardiac and Pulmonary Rehab, Physical Therapy and Sports Medicine, Education Areas (i.e., demonstration kitchen), Urgent Care, and Laboratory Services.	Mission Fitness Director							
1.C. MCH and FHC will continue to work in conjunction to provide outreach and community activities, such as health fairs, community clinics, and education on general health and health careers to the community at large. Additionally, MCH and FHC partner with community agencies to offer the following services: free health screenings including blood pressure, blood sugar, foot checks, BMI, balance testing, discounted flu vaccinations. MCH provides educational information and assists in providing information on bariatric and stroke services, and various screenings (diabetes, blood pressure, BMI and blood sugar).	MCHS ProCare, FHC Executive Director, MCHS Marketing							
1.D. MCH will continue to facilitate blood drives each year by encouraging employees and community members to donate. Donations are towards Vitalant Blood Services.	MCHS Marketing							
1.E. MCH will continue to collaborate with local organizations to provide maternal and child health classes on a variety of topics to expectant and new mothers as opportunities arise.	CNO							

Priority #2: Continued Emphasis on Healthcare Workforce Recruitment, Retention and Patient Care Coordination to Improve Access to Primary and Specialty Care

Rationale:

Ector County faces greater challenges in accessing primary and specialty care compared to the state. It is designated as a Health Professional Shortage Area by the U.S. Department of Health and Human Services. The county has a higher population-to-primary care physician ratio than both the state and the nation, indicating fewer available providers. Additionally, Ector County has a higher rate of preventable hospital events among Medicare beneficiaries than the state and national averages, highlighting gaps in care coordination and access to timely medical services.

Interviewees consistently expressed concern about limited access to both primary and specialty care due to provider shortages, long wait times, and population growth that has outpaced local healthcare capacity. Specialty care access is especially strained, with outmigration to cities like Lubbock, Midland, Houston, Dallas/Fort Worth and San Antonio common for services such as dermatology, neurology, rheumatology, and cardiology. One person stated, "There's a lack of ability to see subspecialists. If you want to see a dermatologist, there's a two year wait," while another noted, "We've grown so much in specialty care...but the medical workforce just can't keep up." One interviewee believes there is a need for additional infectious disease specialists in the community, specifically for local HIV patients.

Pediatric subspecialty care is particularly limited, and families often must travel for services like pediatric gastroenterology, rheumatology, endocrinology and child & adolescent psychiatry (intellectual disability diagnoses). As one parent explained, "They wish they could see them locally, they just don't have access to specialized pediatric care." Other specialties or services mentioned as needed due to long wait times or lack of coverage include gastroenterology, urology, ophthalmology, neurology, orthopedics, cardiology, dermatology, otolaryngology, podiatry, pulmonology, rheumatology and speech therapy.

Primary care faces similar access issues, with interviewees citing greater utilization of local urgent care clinics and misuse of the Emergency Room. A participant shared, "People have been conditioned to use ERs inappropriately...They use the ER like they would a primary care provider." Uninsured and Medicaid patients face additional barriers, and pediatric care access is limited in growing communities such as West Odessa. A lack of providers accepting public insurance and long wait times were frequently cited as challenges for families attempting to establish care with local pediatricians.

Interviewees also voiced concerns about the healthcare system's ability to keep pace with recent population growth, particularly with increased demand for internal medicine and pediatrics. Workforce shortages, aging providers nearing retirement, a potential local hospital closure and difficulty with recruitment and retention compound the strain. One interviewee noted, "There's not nearly enough primary care providers...our volume is up by thousands of patients per year." Language barriers, inadequate coordination of care, and lack of communication across systems—especially when patients leave the area for care—were also emphasized as significant challenges. As summarized by one respondent, "We do a terrible job of moving patients in, around or between providers...we let patients down because we don't have good control systems in place."

In the Family Health Clinic Survey, there was an increase in patients who utilized the Emergency Department when they are sick or need to see a doctor - particularly within Spanish respondents. Respondents providing additional detail noted they may leave the community for care, with one respondent noting "Mexico takes my insurance" and another respondent stating they go to "Ecuador or Mexico."

Objective:

Continue to increase access to health care services in the community through recruitment, retention and patient care coordination

Implementation Activity	Responsible Leader(s)	Current Examples (if applicable)	FY 2026		FY 2027		FY 2028	
			Status	Progress Updates	Status	Progress Updates	Status	Progress Updates
2.A. MCH completed its Physician Needs Assessment and will use this report as a roadmap for its recruitment efforts of primary and specialty care providers to the area. Additionally, MCH will continue to track visits to its facilities in order to assess primary and specialty care recruitment opportunities in the community.	VP MCHS ProCare, FHC Executive Director							
2.B. MCH will continue to promote its available primary and specialty care physicians or services through its weekly news spot and weekly interviews, social media outlets and other community events.	MCHS ProCare, MCHS Marketing							
2.C. MCH will continue its partnership with Covenant Health System to provide pediatric specialist services as opportunities arise. Additionally, MCH will continue to explore other partnerships within the community to increase pediatric specialty services.	CNO, CMO, ProCare leadership							
2.D. MCH will expand access to telemedicine services through its online application that allows residents to access primary and specialty care providers and services.	COO/Regional service Director/Procure admin							
2.E. MCH will continue to offer weekend and extended hours in its urgent care clinics and retail clinics, and evaluates expansion of such hours as appropriate.	MCHS ProCare							
2.F. MCH will ensure that patients receive the best care possible while in the facility by treating the "whole" patient through the implementation of Turn Teams. The goal of the Turn Team is to reduce the incidence of hospital acquired pressure ulcers through the MCH full-time wound ostomy nurse and implementing various Turn Teams. Additionally, MCH is evaluating the feasibility of electronic assisted turn devices and utilizes the leaf patient monitoring system to alert staff that it is time to turn the patient and prevent pressure ulcers for patients.	Wound Care							
2.G. MCH will continue to bridge the gap in care by following a patient from the time of admission to the point of discharge using its recently expanded team of case coordinator nurses, community nurse navigators, social workers, care transition coordinators and respiratory therapists. Special focus is placed on patients that experience health disparities and those with a high risk for readmission based on complex medical and social needs.	Care Management							
2.H. MCH will continue to connect patients to existing community resources in order to promote health and wellness in the community, and will strengthen patient coordination of care through the MyMCH Patient Portal.	Care Management, Nursing/IT Department							
2.I. MCH will continue to streamline its oncology navigation services into the community health model in an effort to standardize care and services delivered. Dedicated oncology nurse navigators provide care coordination and post discharge services for patients with a new or existing cancer diagnosis. Additionally, oncology navigation is strengthened through partnerships with various local organizations such as the American Cancer Society, West Texas Cancer Center, Hope House and others.	Care Management							
2.J. MCH will continue to partner with local schools to provide clinical rotation education in nursing and other allied health professions and several nursing leadership team members at the hospital will continue to serve as adjunct staff at local universities as appropriate. Additionally, MCH will continue to partner with Odessa College to provide education to students interested in health care careers and utilize the campus simulation hospital for both student and staff development.	Nursing Education Department							

Implementation Activity	Responsible Leader(s)	Current Examples (if applicable)	FY 2026		FY 2027		FY 2028	
			Status	Progress Updates	Status	Progress Updates	Status	Progress Updates
2.K. MCH will continue to host job fairs in the community to provide the opportunity for interested individuals to apply and interview for jobs within the health system. Additionally, MCH will continue to partner with Odessa College and other educational organizations to provide scholarships and tuition reimbursement support for students and employees pursuing careers within health care.	HR Director, CNO/CFO/Nursing education							
2.L. In an effort to increase employee retention, MCH recognizes outstanding employees through nominations and award ceremonies on a regular basis.	CNO, HR Director							

Priority #3: Increased Focus on Addressing Social Determinants of Health Across Underserved Populations

Rationale:

Ector County demonstrates greater socioeconomic challenges than the state of Texas across multiple social determinants of health. The county has a higher percentage of vacant housing units and a greater proportion of families living below the poverty line. Ector County ranks lower in economic well-being, with a high economic distress score and a significant number of disadvantaged census block groups—particularly in the western part of the county. Ector County also has a higher overall level of deprivation compared to both the state and the nation.

The cost of living for a two-parent, two-child household in Ector County is substantial, with transportation being the highest monthly expense. A slightly higher percentage of households in Ector County lack access to a motor vehicle compared to the state. Food insecurity is slightly more prevalent in Ector County overall compared to the state, with higher average meal costs and fewer grocery stores per capita. The percentage of residents receiving SNAP benefits is slightly higher than the state, and a larger proportion of public school students qualify for free or reduced-price lunch.

Educational outcomes also reflect disparities. Ector County has a lower high school graduation rate than the state and a significantly higher public school attrition rate. The percentage of uninsured adults is higher in Ector County than in Texas, and while the state saw improvements in recent years, Ector County's rate increased.

Interviewees described major barriers related to housing, transportation, and affordability that significantly impact access to care in the community. The high cost of living and lack of affordable housing were highlighted as drivers of homelessness and workforce shortages, with one participant stating, "We struggle to attract healthcare workers, teachers and the police because we don't have affordable housing." Others noted that when housing is available, "It's hard to find affordable places. They're not clean, or they're unavailable." Residents also expressed concern over water quality, access to basic utilities and local food production, emphasizing that "we live in the desert, you can't grow food here."

Transportation was another consistent concern, especially for seniors and those living in West Odessa and South Ector County. Interviewees noted that public transit is limited and unreliable, and services are often unknown or underutilized: "The city bus exists but not all over the county...there are senior citizen buses but they don't run for pick up anymore outside of Odessa." This lack of mobility limits access to grocery stores, forcing residents to rely on convenience stores for food, and contributes to healthcare "deserts" in outlying areas like West Odessa and South Ector County.

Insurance and affordability further compound these challenges. Many residents live paycheck to paycheck and are uninsured or underinsured. "We have a high cost of living and they are not making enough money for rent, medicine, food, and healthcare," one person shared. The financial strain from seeking care is leading to delaying/foregoing care, a sicker population in the community, lost wages due to missing work and medication noncompliance. Others elaborated upon delaying or avoiding care due to cost, which has led to increased ER usage: "People go to the ER because you don't have to pay upfront." Accessing care through Medicaid is particularly difficult due to a lack of providers accepting those patients, and diabetic supplies were frequently cited as unaffordable. Memory care was also noted as limited for low-income individuals.

Overall, affordability, transportation, and housing were consistently described as interconnected barriers keeping many from receiving appropriate and timely care.

Interviewees identified numerous populations at heightened risk for inadequate care, citing a wide range of barriers and disparities. Pediatric and adolescent populations face challenges such as lack of understanding the importance of establishing a primary care provider, lack of access to local services (general and specialized), mental health concerns, food insecurity, homelessness, overcrowded schools, and bullying. Many students are not meeting grade-level expectations, and families struggle with affordable child care and stable home environments. Youth are also affected by addiction, lack of behavioral health providers, and concerns around social media and energy drink consumption. Elderly individuals are affected by transportation barriers, isolation, funding gaps, medication affordability, and difficulty navigating the healthcare system, with a decreasing number of organizations available to support them. They also experience high rates of chronic conditions (hypertension, obesity, diabetes, heart disease) and often misuse the ER due to medication noncompliance or food insecurity, as well as face a lack of affordable housing.

Low-income and working-poor residents struggle to prioritize healthcare needs while living paycheck to paycheck, facing transportation issues, limited awareness of services, and difficulties accessing care due to insurance/limited insurance. Racial and ethnic populations experience language barriers, lack of understanding around conditions like autism, and disproportionate rates of chronic diseases like heart disease, diabetes and strokes, especially among Hispanic residents. Young adults were cited for rising STD rates, mental health concerns, and housing and food instability. The undocumented population faces lack of insurance and limited understanding of available resources. Homeless and transient individuals contend with RV living, homelessness, mental health concerns, limitations due to not adhering to shelter/resource policies, difficulty identifying and utilizing appropriate resources and a high substance abuse rate. Veterans and military dependents face high substance abuse, difficulty identifying and utilizing appropriate resources and limited local care options leading to outmigration. Interviewees also noted that oil field workers are at risk due to on-the-job injuries requiring more healthcare, while residents in West Odessa and South Ector County struggle with access to basic health and food services due to resource deserts. Sexual assault victims were identified as needing more comprehensive and specialized services, particularly for those affected by incest or sexual trauma.

In the Family Health Clinic Survey, cost and no insurance/limited insurance are cited as the biggest barriers to seeing a doctor for both English and Spanish respondents. Additionally, the percentage of patients citing lack of extended or weekend hours as a barrier to care has increased since 2019, particularly within Spanish respondents.

The majority of Family Health Clinic Survey respondents, both English and Spanish, noted in the 2025 survey that they were 'Extremely likely' or 'Somewhat likely' to utilize the clinic if it offered extended hours, such as evenings and weekends. A larger percentage of Spanish respondents indicated they are 'Extremely likely' to utilize the clinic if it offered extended hours as compared to English respondents. One interviewee noted: "Weekends and evenings would be helpful as I wouldn't have to take my child to an urgent care and wouldn't have to call into work." Another interviewee mentioned: "With working full time, it would be convenient to have evenings and weekends available to us if needed."

Objective:

Support and implement initiatives in the community to address social determinants of health across underserved populations

Implementation Activity	Responsible Leader(s)	Current Examples (if applicable)	FY 2026		FY 2027		FY 2028	
			Status	Progress Updates	Status	Progress Updates	Status	Progress Updates
3.A. MCH will continue to offer affordable, early-detection lung cancer screenings as opportunities arise.	MCHS Marketing, Care Management							
3.B. MCH will continue to partner with the local fire department and Regional Advisory Council to offer free car seat safety checks and replacement car seats for families whose car seats have been recalled.	CWI, Marketing, Emergency Preparedness							
3.C. MCH will continue to collaborate with the MCHS Foundation and Children's Miracle Network (CMN) to raise funds towards maternal and child health needs through various programs and initiatives as opportunities arise.	CNO, VP MCHS Foundation	Miracle Treat Day, CMN Balloon Campaign, Miracle Challenge Physical Activity Event, Desert Dash, CMN Employee Fall Fest, Credit Union for Kids Golf Tournament, Miracle Jeans Day, CMN Radiothon (English/Spanish), Physician Engagement Event - Cor Tenera, Desert Dash, Share A Pint Blood Drive, Holiday Blood Drive, Valenzuela Family Memorial 5k run/2k walk, Take Time for Your Health, Summer Blood Drive, sport physicals						

Implementation Activity	Responsible Leader(s)	Current Examples (if applicable)	FY 2026		FY 2027		FY 2028	
			Status	Progress Updates	Status	Progress Updates	Status	Progress Updates
3.D. MCHS will continue to offer discounted sports physicals through its urgent care clinics.	MCHS ProCare, FHC Executive Director							
3.E. MCH will continue to offer its Community Diabetes Clinic, which offers free initial blood sugar assessments and appropriate treatment for low income individuals who do not have insurance or a primary care provider.	MCHS ProcCare, COO							
3.F. MCH will continue to provide staff that can assist with health care enrollment under the Affordable Care Act. Services provided to our patients are enrollment assistance, eligibility review for in state and out of state Medicaid, long term care assistance, OB pre-registration program, Medicaid as a secondary payer as well as disability applications and representation at the hearing level and appeals for approval. Other services provided are enrollment in qualified health plans, state and county programs, COBRA assistance, victims of crime services and Indian Health Services.	MCHS Business Department							
3.G. MCH will continue to promote breast cancer awareness in the community through local events and partnerships. Events are offered at different times to accommodate various schedules of community members.	MCHS Marketing, Breast Care	Pink the Basin, Mammo Madness						

Priority #4: Access to Mental and Behavioral Health Care Services and Providers

Rationale:

Ector County has a higher percentage of adults reporting depression and poor mental health days than the state overall. While the percentage of Medicare beneficiaries with depression is lower in Ector County than in Texas, the county has far fewer mental health providers per resident, indicating more limited access to care. Additionally, Ector County maintains a higher intentional self-harm (suicide) mortality rate than the state that has also increased in recent years.

Interviewees acknowledged recent and upcoming improvements in local mental and behavioral health services but emphasized that significant barriers remain, particularly related to provider shortages, cost, and access for uninsured or underinsured populations. Many reported long wait times even for those who can afford private care, with one stating, "There continues to be a shortage in licensed counselors. There is a long wait list for patients, even if they're paying full price/private pay. But for reduced fee services, it's an even longer wait to get in and see someone." Cost remains a major barrier, with patients delaying or foregoing treatment altogether: "If you're not insured... they're going to be on a wait list or not going to seek treatment because they can't afford it." Limited access to appropriate care often results in mental health crises being handled in emergency rooms, which are not equipped for this type of need. One interviewee shared, "Because of the fact that you may not have access to a psychologist or psychiatrist or you may be on a long wait list, then the emergency room is your default for care. If you're having a psychiatric crisis, you have to go to the ER if all other avenues fail." Some interviewees believe there is an opportunity to collaborate with local law enforcement to address the misuse of the Emergency Room in the community.

Unmet needs are especially high among those with both psychiatric and medical conditions, particularly when patients are indigent or unfunded and lacking access to basic resources. Interviewees highlighted the importance of treating mental health with the same urgency as physical health, especially in relation to substance abuse, noting that "You need to go to a therapist or a counselor if you have mental health issues... that also impacts physical health." There was a strong call to address youth mental health earlier in life to prevent long-term issues, with one person warning, "Mental health is going to blow up in the future. I fear for the next generation growing up with screen time, social media, anxiety and depression." Interviewees also underscored the need for in-person care for pediatric patients, rather than defaulting to telehealth, particularly in cases involving family dysfunction, stating, "They need in-person care."

Objective:

Provide a point of access for mental health services in the community

Implementation Activity	Responsible Leader(s)	Current Examples (if applicable)	FY 2026		FY 2027		FY 2028	
			Status	Progress Updates	Status	Progress Updates	Status	Progress Updates
4.A. MCH will continue to partner with mental health facilities in the region, such as Oceans Behavioral Hospital Permian Basin, River Crest Hospital and PermianCare, and throughout Texas to provide mental health services to patients.	Care Management							
4.B. In conjunction with Midland Memorial Hospital, MCH is pursuing the development of a comprehensive mental health facility to provide services for the Permian Basin region.	CEO, CNO, Lead Care Coordinator							
4.C. MCH will continue to update its list of available mental health services in the community in order to connect patients to resources as appropriate.	CEO, Care Management							
4.D. MCH will continue to staff a SANE (Sexual Assault Nurse Examiner) professional within the hospital.	CNO							
4.E. MCH will continue to provide telepsych services and in-person evaluations by Texas Tech residents and psychiatrists.	Care Management							

Section 3:

Feedback, Comments and Paper Copies



INPUT REGARDING THE HOSPITAL'S CURRENT CHNA



CHNA Feedback Invitation

- IRS Final Regulations require a hospital facility to consider written comments received on the hospital facility's most recently conducted CHNA and most recently adopted Implementation Strategy in the CHNA process.
- MCH invites all community members to provide feedback on its existing CHNA and Implementation Plan.
- To provide input on this CHNA, please see details at the end of this report or respond directly to the hospital online at the site of this download.

Feedback, Questions or Comments?

Please address any written comments on the CHNA and Implementation Plan and/or requests for a copy of the CHNA and Implementation Plan to:

MCH

ATTN: Administration

500 West 4th Street

Odessa, TX 79761

Phone: (432) 640-6000

Please find the most up to date contact information on the MCH website under Community Health Needs Assessment at the bottom of the webpage:

<https://www.mchodessa.com/community/community-health-needs-assessments/>



Thank you!

Community Hospital Consulting

7950 Legacy Drive, Suite 1000

Plano, TX 75024

972-943-6400

www.chc.com

Lisette Hudson - lhudson@chc.com

Valerie Hayes - vhayes@chc.com

Alex Campbell - acampbell@chc.com

Raegen Price - rprice@chc.com