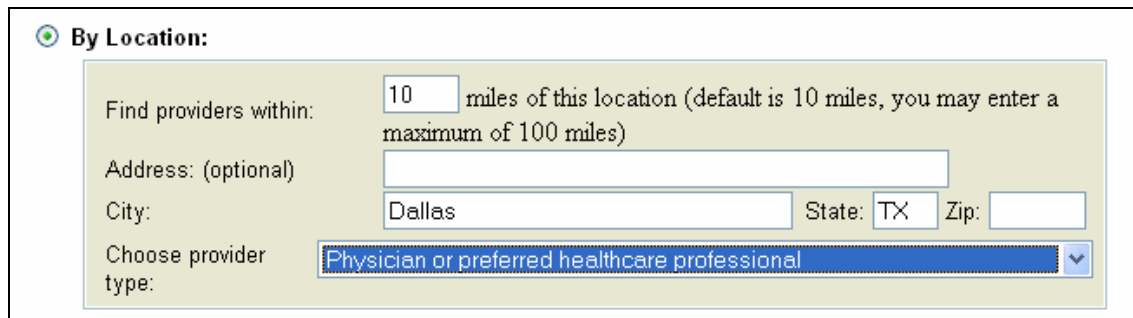


## Out of Town - Provider Search

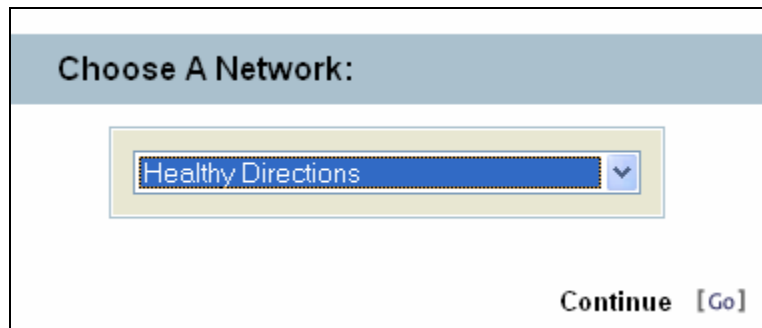
If you get sick while traveling out of town, follow the instructions below for locating a provider covered by the MCH insurance plan.

1. Go to the Private Healthcare Systems website: <http://www.phcs.com>
2. Click on "Search for a Provider"
3. Click on "Search On-Line"
4. In the "By Location" box, fill-in the location where you are at and the type of provider needed.



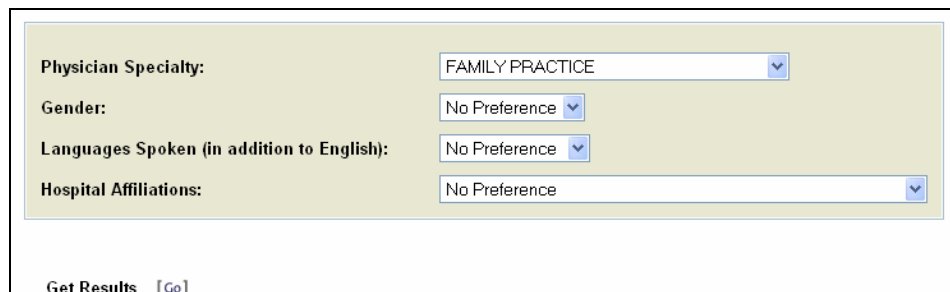
The screenshot shows a search form titled "By Location:". It includes a text input for "Find providers within:" with the value "10" and a note "(default is 10 miles, you may enter a maximum of 100 miles)". Below this is an "Address: (optional)" field. The "City:" field contains "Dallas", the "State:" field contains "TX", and the "Zip:" field is empty. The "Choose provider type:" dropdown menu is set to "Physician or preferred healthcare professional".

5. Scroll to the bottom of the Search screen and select "Healthy Directions" under "Choose a Network"



The screenshot shows a dropdown menu titled "Choose A Network:". The selected option is "Healthy Directions". At the bottom right of the form is a "Continue [Go]" button.

6. Click the **Go** button at the bottom to begin the search.
7. Select the **Physician Specialty** or other criteria to narrow the search.



The screenshot shows a form with four dropdown menus for search criteria: "Physician Specialty:" set to "FAMILY PRACTICE", "Gender:" set to "No Preference", "Languages Spoken (in addition to English):" set to "No Preference", and "Hospital Affiliations:" set to "No Preference". At the bottom left is a "Get Results [Go]" button.

8. Click the **Go** button at the bottom to begin the search.
9. A list of providers matching your criteria will be displayed. Click on the Provider's name for details. You should contact the provider to verify insurance coverage.